
CITY OF HARTFORD

*Office of Central Grants Administration
Department of Management, Budget, and Grants
550 Main Street, Suite 302
Hartford CT, 06103*

FY 2020-2024 FIVE YEAR CONSOLIDATED PLAN AND FY 2020 ANNUAL ACTION PLAN

June 23, 2020



*Luke A. Bronin, Mayor
City of Hartford*

Executive Summary

ES-05 Executive Summary - 24 CFR 91.200(c), 91.220(b)

1. Introduction

The City of Hartford, Connecticut is an entitlement community under the U.S. Department of Housing & Urban Development's (HUD) Community Development Block Grant (CDBG), HOME Investment Partnership (HOME), Emergency Solutions Grant (ESG), and Housing Opportunities for Persons with AIDS (HOPWA) Programs. In compliance with the HUD regulations, the City of Hartford has prepared this FY 2020-2024 Five Year Consolidated Plan for the period of July 1, 2020 through June 30, 2025. This consolidated plan is a strategic plan for the implementation of the City's Federal Programs for housing, community, and economic development within the City of Hartford.

The Five Year Consolidated Plan establishes the City's goals for the next five (5) year period and outlines the specific initiatives the City will undertake to address its needs and objectives by improving City infrastructure; the rehabilitation and construction of decent, safe, and sanitary housing; creating a suitable living environment; removing slums and blighting conditions; promoting fair housing; improving public services; expanding economic opportunities; and principally benefitting low- and moderate-income persons.

This Five Year Consolidated Plan is a collaborative effort of the City of Hartford, the community at large, social service agencies, housing providers, community development agencies, economic development groups, and various City Departments. The planning process was accomplished through a series of public meetings, stakeholder interviews, resident surveys, statistical data, and review of the City's Comprehensive Plan and other community plans.

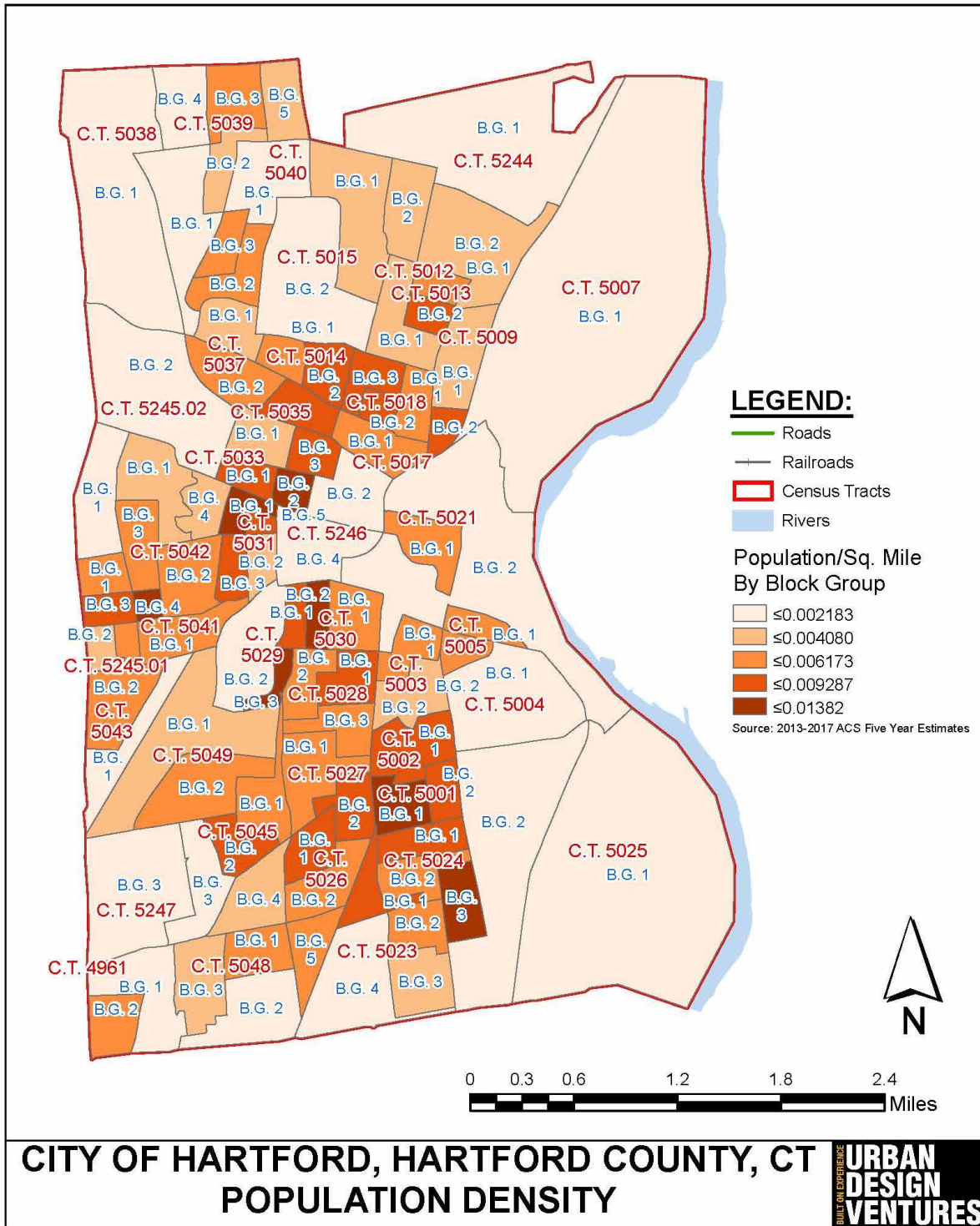
Maps:

The following maps illustrate the demographic characteristics of the City of Hartford:

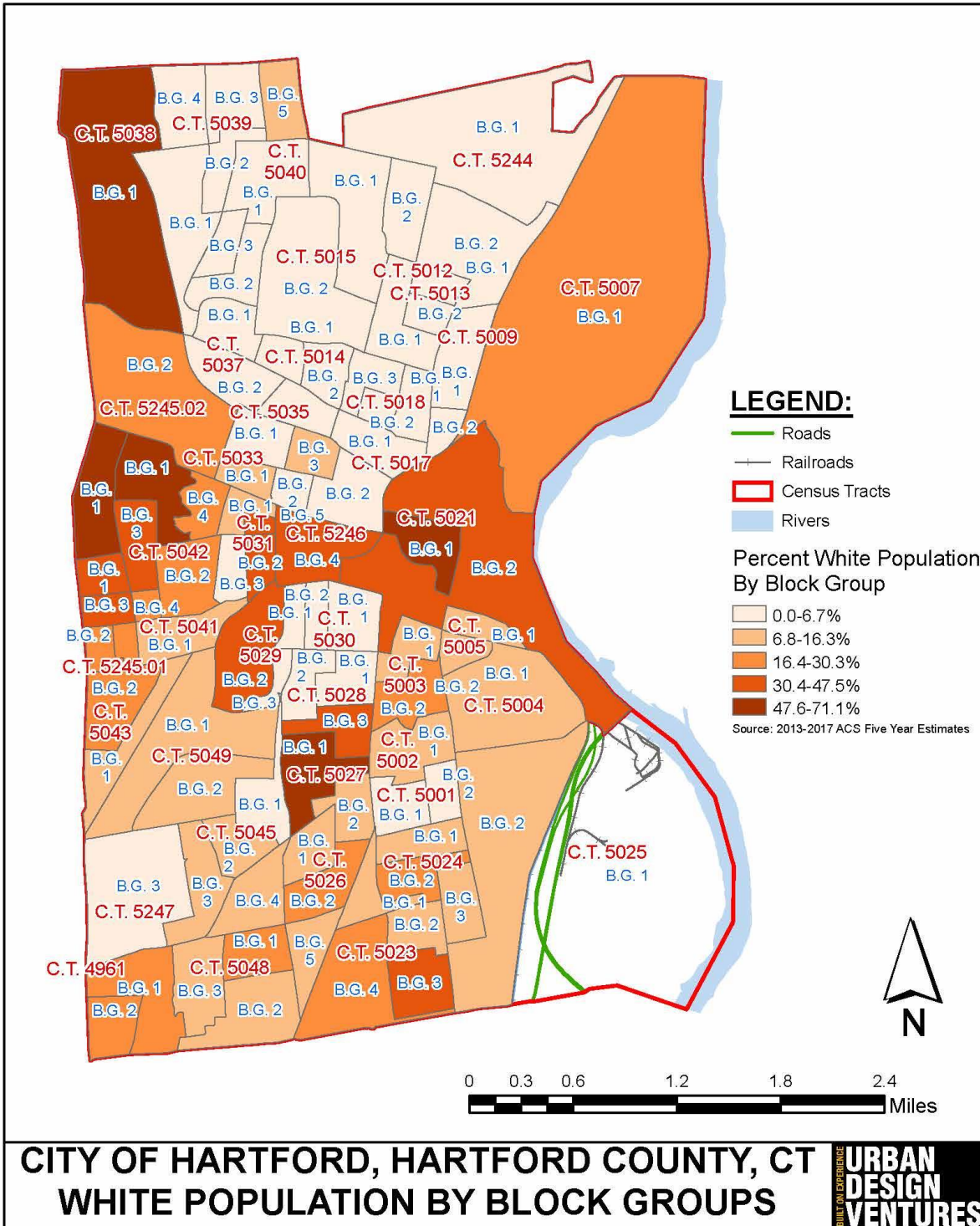
- Population Density by Block Group
- Percent White Population by Block Group
- Percent Minority Population by Block Group
- Total Housing Units by Block Group
- Percent Owner-Occupied Housing Units by Block Group
- Percent Renter-Occupied Housing Units by Block Group

Demo

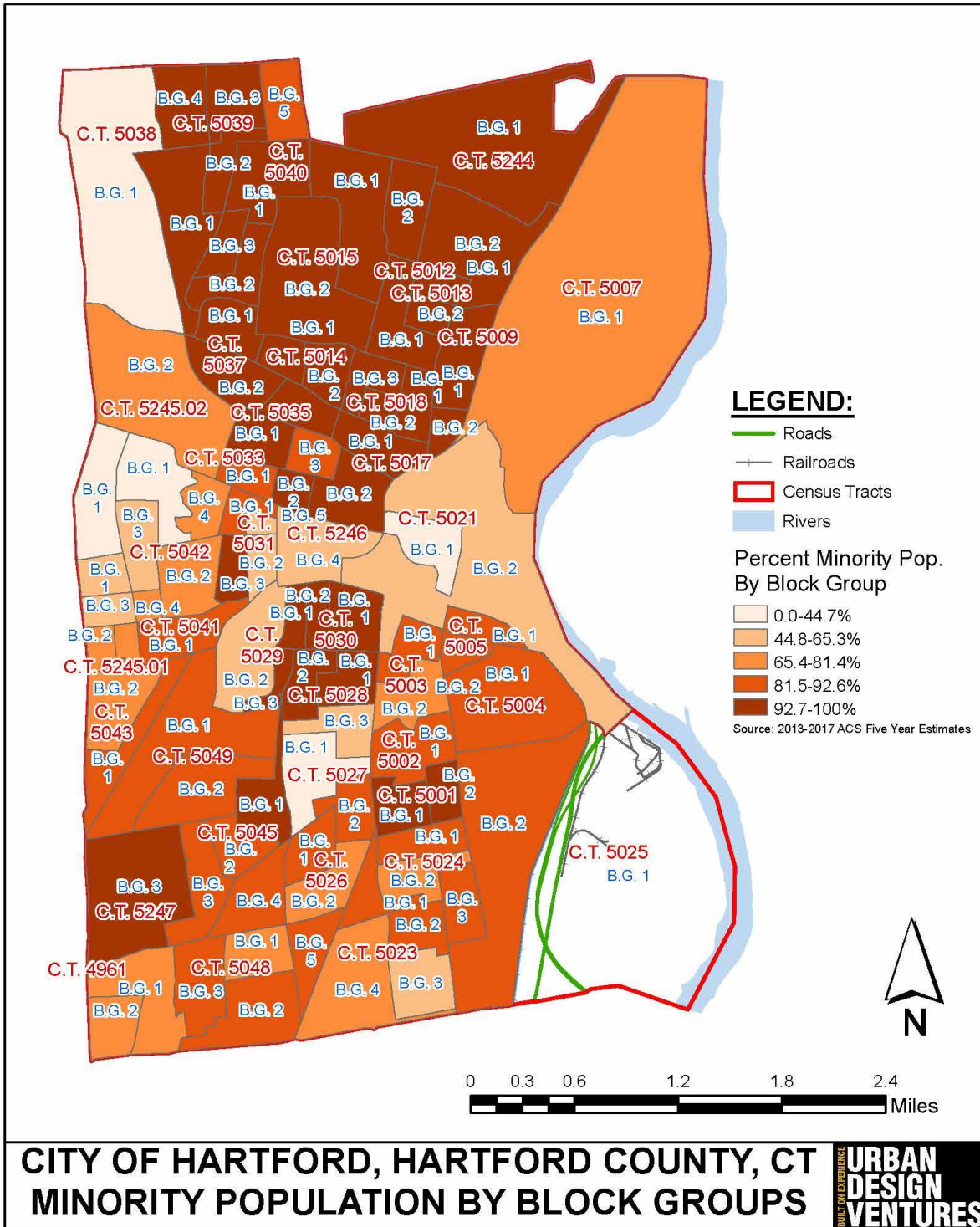
- Percent Vacant Housing Units by Block Group
- Percent Population Age 65+ by Block Group
- Count of Population Age 65+ by Block Group
- Low/Moderate Income Percentage by Block Group
- Low/Moderate Income with Minority Percentage by Block Group
- Commercial Hot Spots



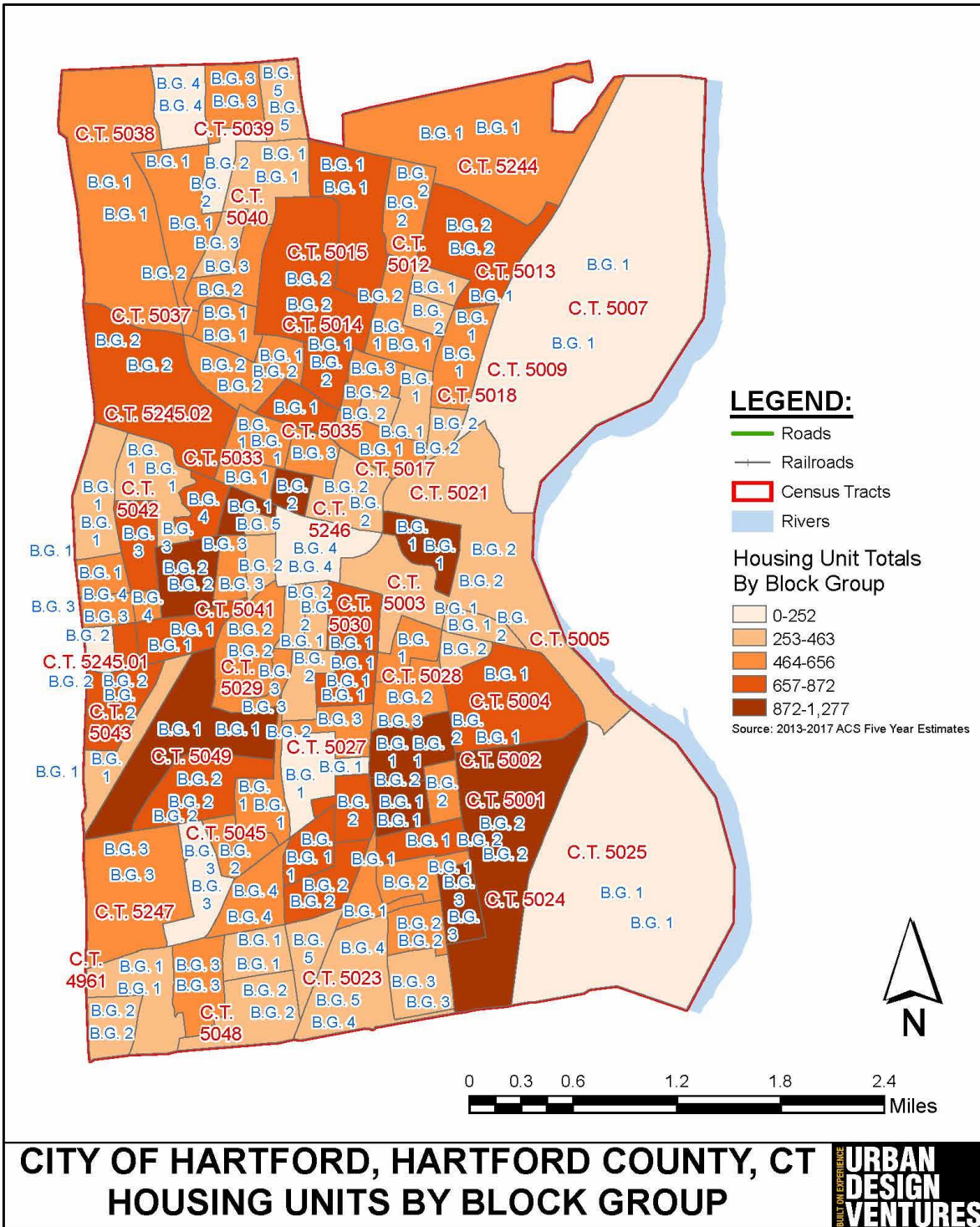
Population Density by Block Group



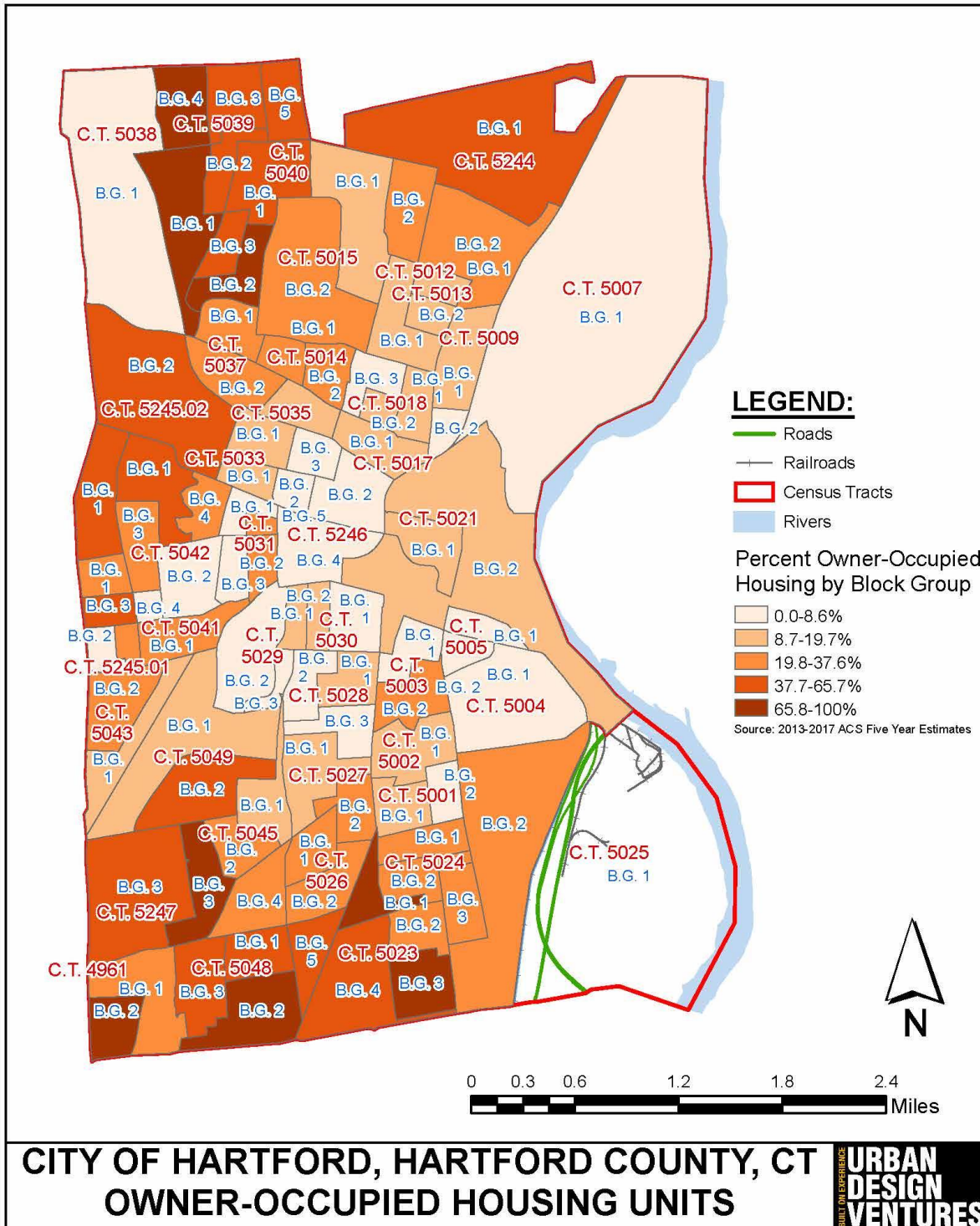
Percent White Population by Block Group



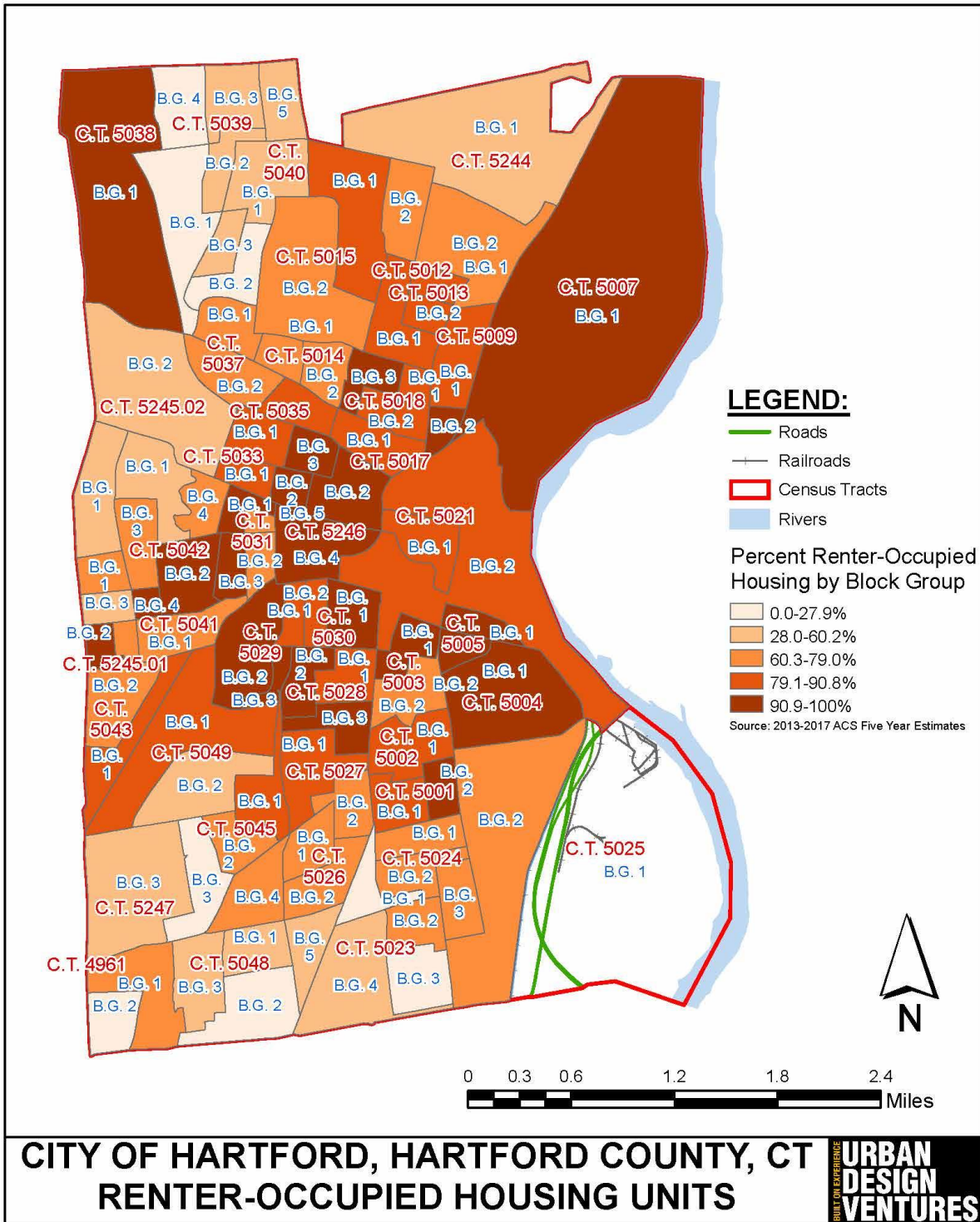
Percent Minority Population by Block Group



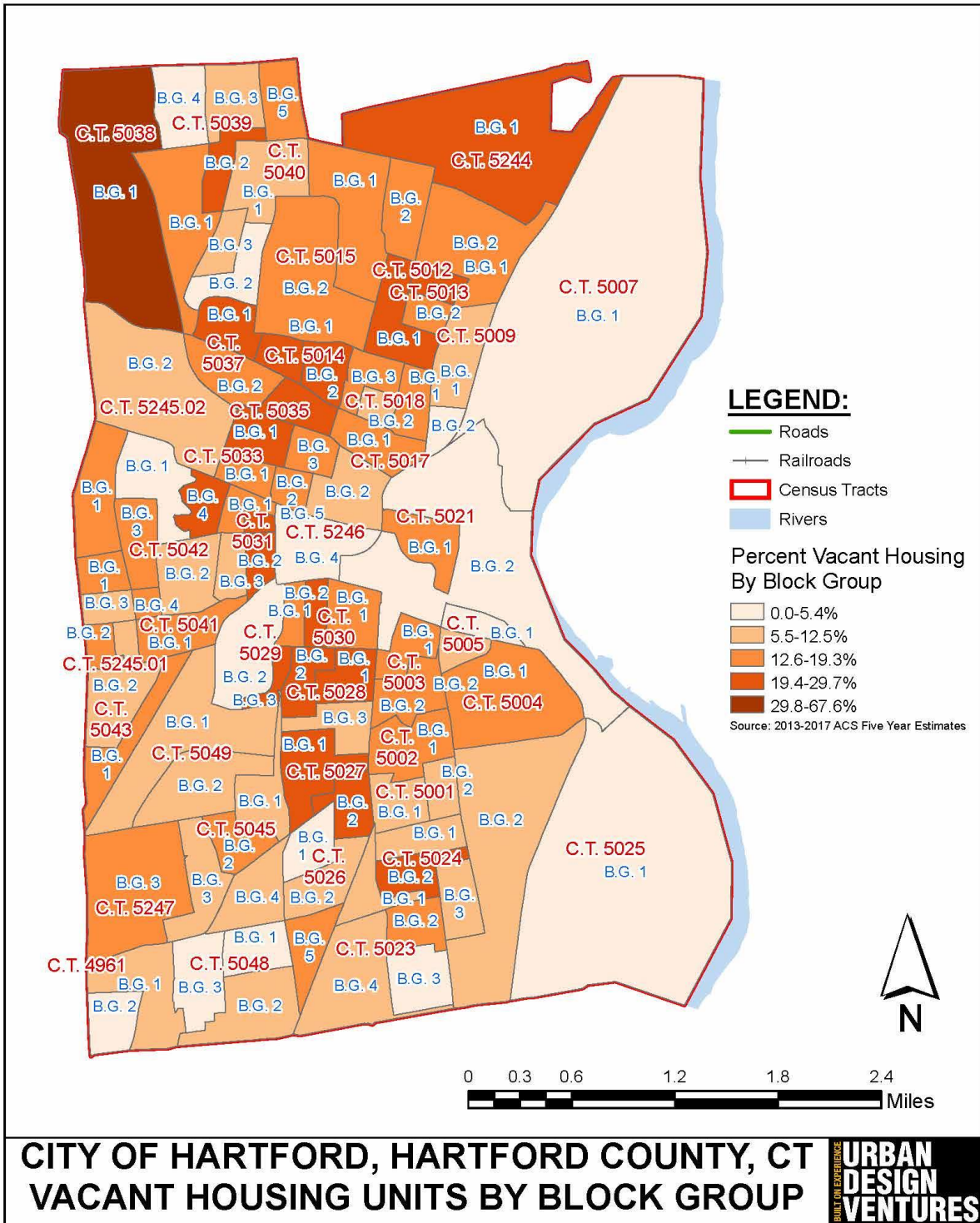
Total Housing Units by Block Group



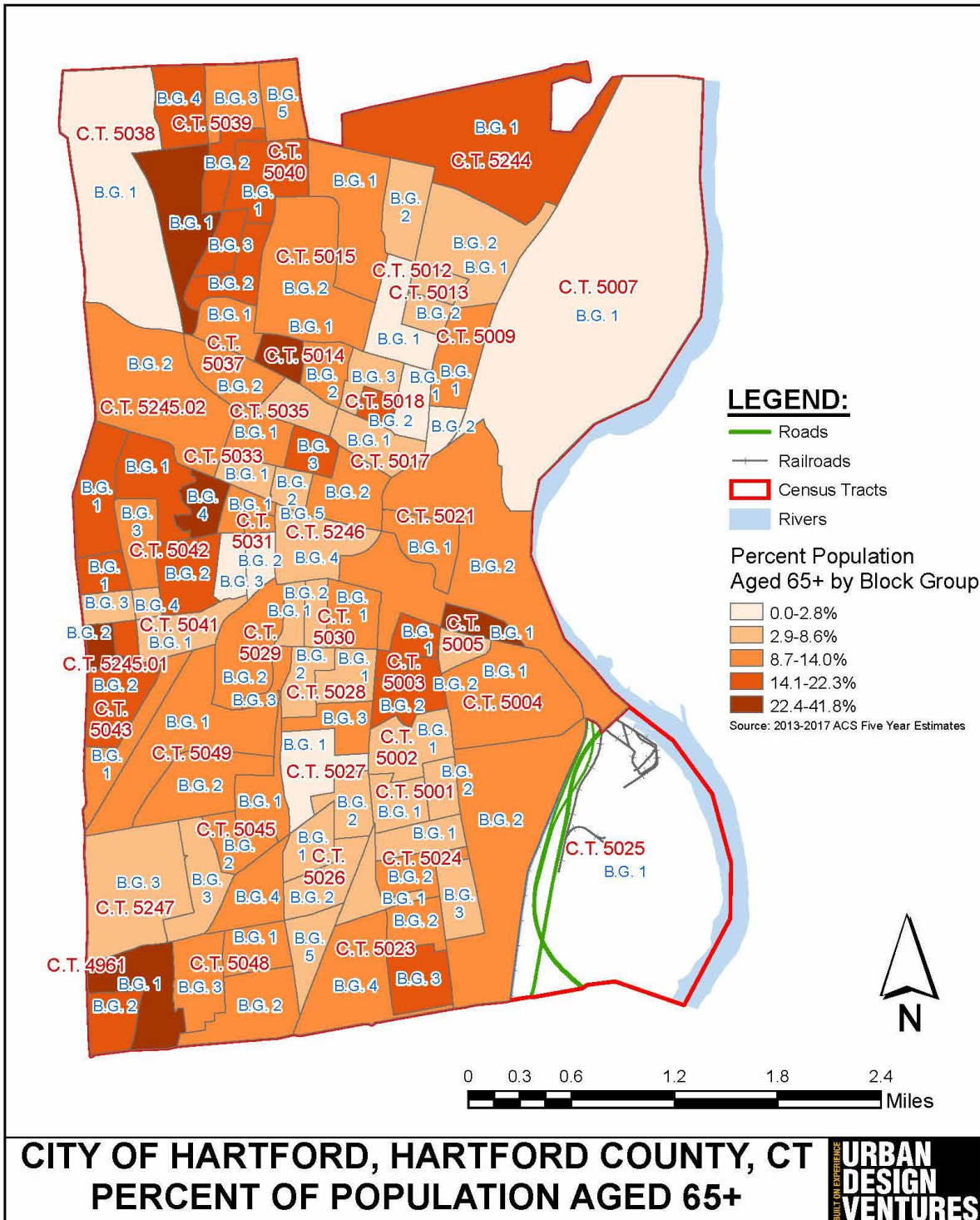
Percentage of Owner-Occupied Housing Units by Block Group



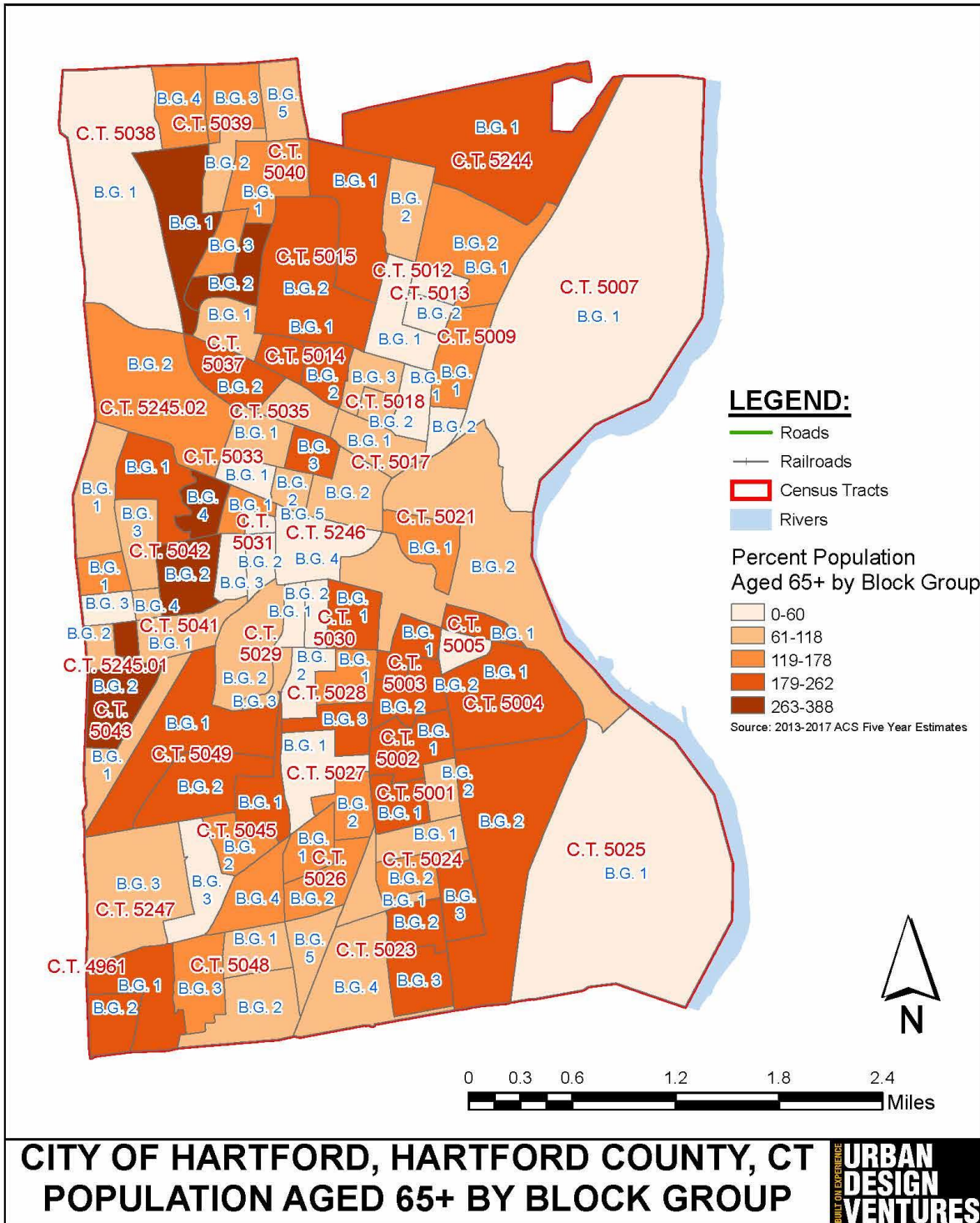
Percentage of Renter-Occupied Housing Units by Block Group



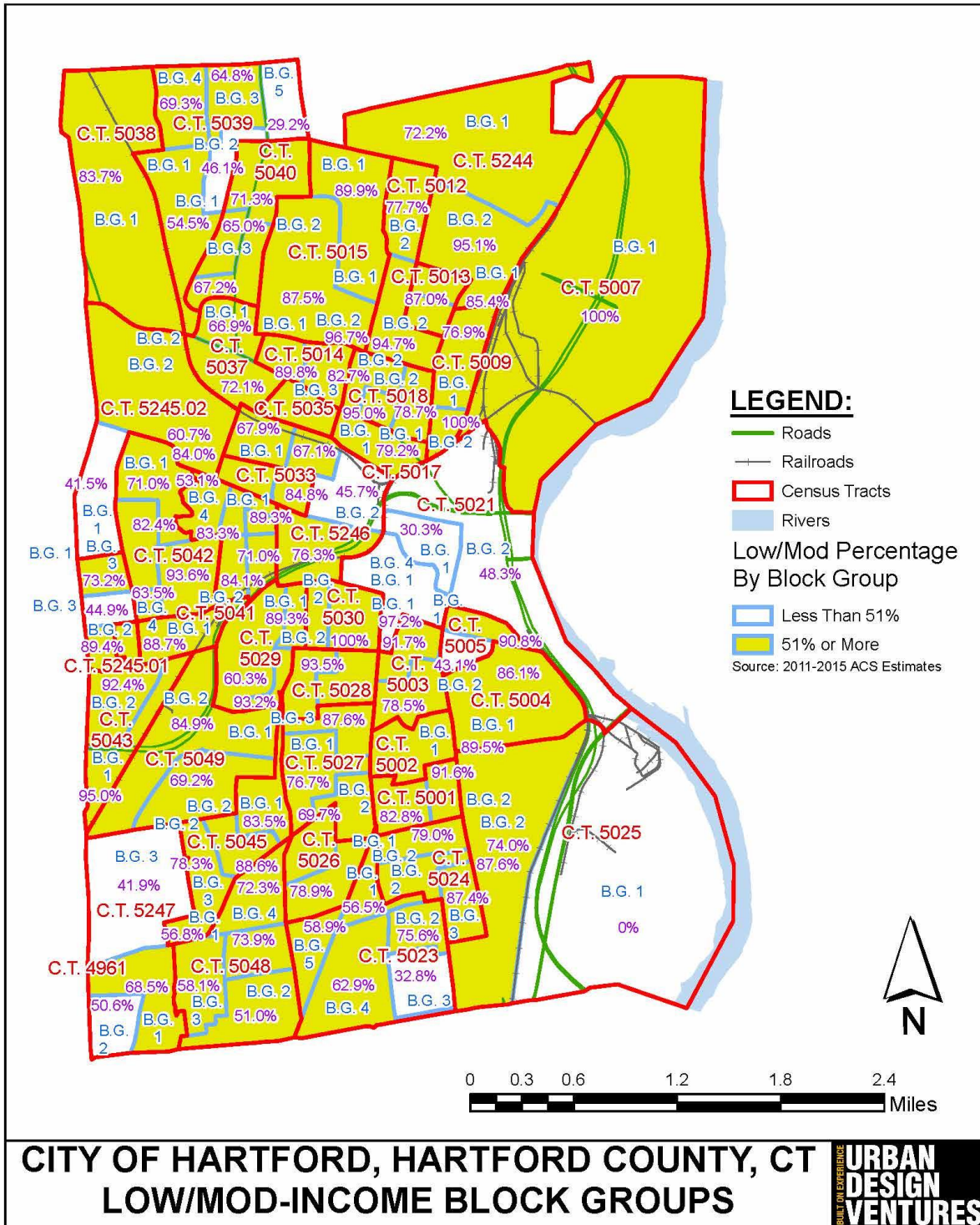
Percent Vacant Housing Units by Block Group



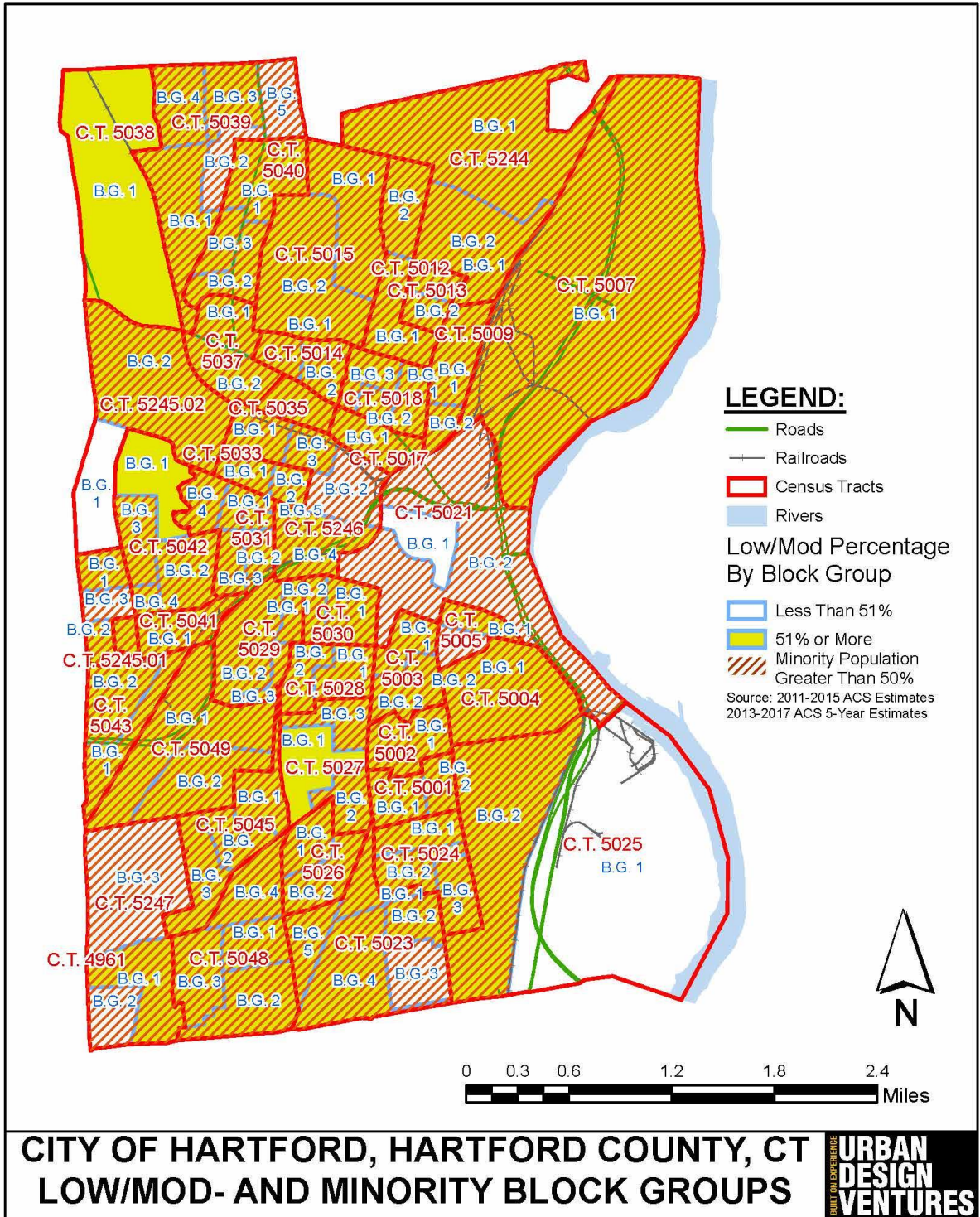
Percent Population Age 65+ by Block Group



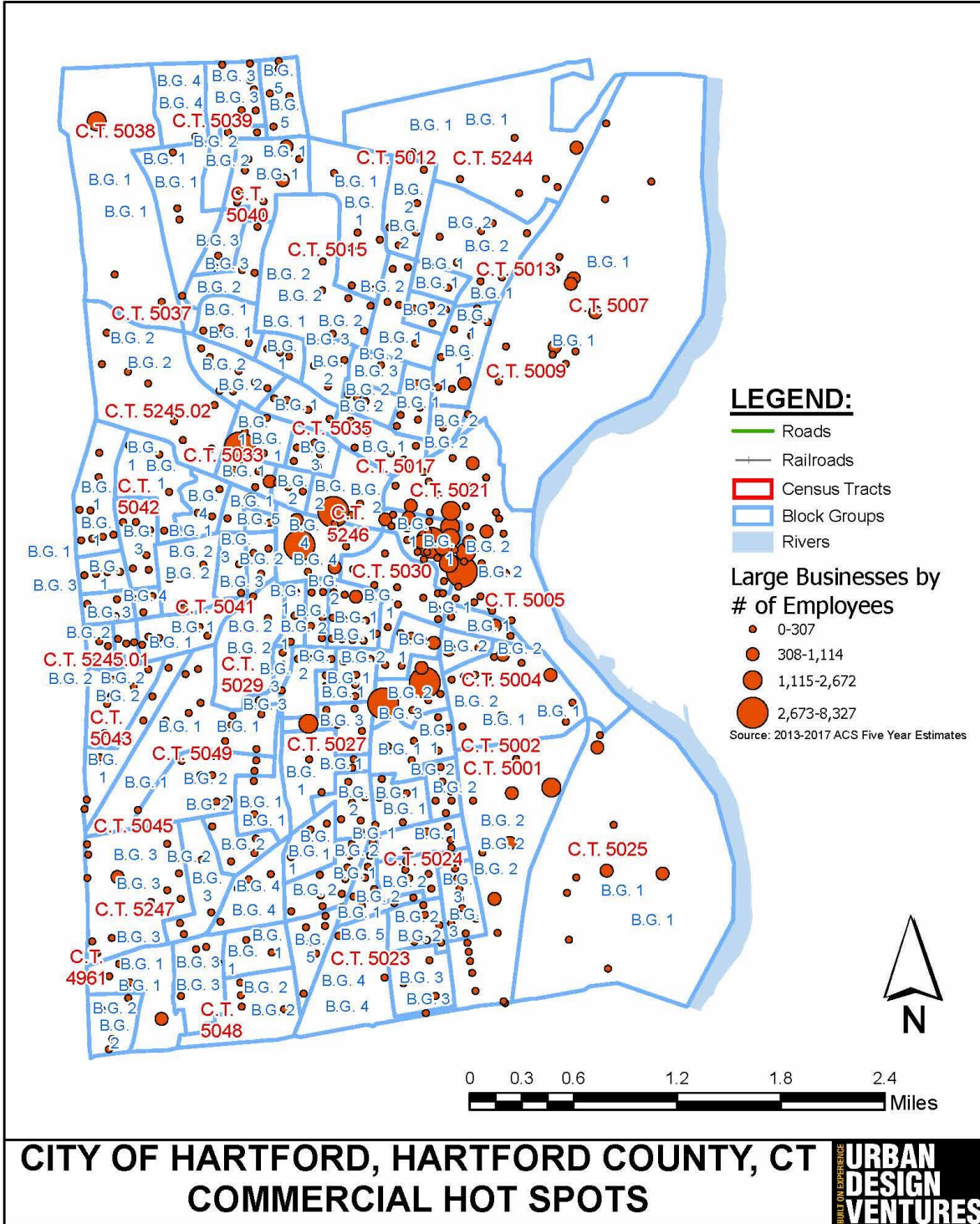
Count of Population Age 65+ by Block Group



Low/Moderate Income Percentage by Block Group



Low/Moderate Income with Minority Percentage by Block Group



Commercial Hot Spots

Available Funds

Consolidated Plan

HARTFORD

Demo

The following financial resources are included in the FY 2020 Annual Action Plan which anticipates funding to be received to address the priority needs and goals identified in the City of Hartford's FY 2020-2024 Consolidated Plan. The City of Hartford anticipates it will receive the following Federal funds during the FY 2020 program year:

- **FY 2020 CDBG Allocation** - \$3,714,311
- **CDBG Program Income** - \$360,133
- **FY 2020 HOME Allocation** - \$1,434,437
- **HOME Program Income** - \$198,000
- **FY 2020 ESG Allocation** - **\$309,047**
- **FY 2020 HOPWA Allocation** - \$1,179,158
- **Total Funds: \$7,195,086**

2. Summary of the objectives and outcomes identified in the Plan Needs Assessment Overview

The "Vision" of this Five Year Consolidated Plan is to serve as a consolidated planning document, an application, and a strategic plan for the City of Hartford. The following goals and outcomes have been identified for the five year period of FY 2020 through FY 2024:

Housing Priority (High Priority)

There is a need to improve the quality of the housing stock in the City of Hartford by increasing the supply of decent, safe, sound, and accessible housing for homeowners, renters, and homebuyers that is affordable to low- and moderate-income persons and families.

Objective: Improve, preserve, and expand the supply of affordable housing for low- and moderate-income persons and households, which is decent, safe, sound, and accessible.

Goals/Strategies:

- **HSS-1 Homeownership** - Assist low- and moderate-income households to become homeowners by providing down payment assistance, closing cost assistance, along with housing counseling training.
- **HSS-2 Housing Construction** - Increase the supply of decent, safe, sound, and accessible housing that is affordable to owners and renters in the community through new construction.
- **HSS-3 Owner-Occupied Housing Rehabilitation** - Continue to provide financial assistance to low- and moderate-income homeowners to rehabilitate and improve the energy efficiency of their existing owner-occupied housing.
- **HSS-4 Renter-Occupied Housing Rehabilitation** - Provide financial assistance to landlords to rehabilitate housing units, improve energy efficiency, and convert existing buildings for rent to low- and moderate-income tenants.

Demo

- **HSS-5 Neighborhood Revitalization** - Promote and strengthen the housing stock in residential neighborhoods throughout the City.
- **HSS-6 Fair Housing** - Promote fair housing choice and affirmatively further fair housing choice through education, training, and outreach in throughout the City of Hartford.
- **HSS-7 Tenant-Based Rental Assistance** - Provide financial assistance to tenants by providing funds for housing costs to sustain affordability.
- **HSS-8 Relocation Assistance** - Provide services and resources to individuals and families who are forced to relocate from their home due to fire or a disaster that destroyed their living unit or made it uninhabitable.

Homeless Priority (High Priority)

There is a need for housing and support services for homeless persons and persons who are at risk of becoming homeless.

Objective: Improve the living conditions and support services available for homeless persons, families, and those who are at risk of becoming homeless.

Goals/Strategies:

- **HMS-1 Operation/Support** - Assist homeless service providers in the operation of housing and support services for the homeless and persons who are at risk of becoming homeless.
- **HMS-2 Prevention and Re-Housing** - Continue to support the prevention of homelessness through anti-eviction activities and programs for rapid re-housing.
- **HMS-3 Housing** - Support the rehabilitation and accessibility improvements to emergency shelters and transitional housing for the homeless.
- **HMS-4 Permanent Housing** - Support the development of permanent supportive housing for homeless individuals and families.

Other Special Needs Priority (Low Priority)

There is a continuing need for affordable housing, services, and facilities for the elderly, frail elderly, persons with disabilities, persons with HIV/AIDS, victims of domestic violence, persons with alcohol/drug dependency, and persons with other special needs.

Objective: Improve the living conditions and services for those residents with other special needs, including the disabled population.

Goals/Strategies:

- **SNS-1 Housing** - Increase the supply of affordable, decent, safe, sound, and accessible housing for the elderly, frail elderly, persons with disabilities, persons with HIV/AIDS, victims of domestic

violence, persons with alcohol/drug dependency, and persons with other special needs through rehabilitation of existing buildings and new construction.

- **SNS-2 Social Services** - Support social service programs and facilities for the elderly, frail elderly, persons with disabilities, persons with HIV/AIDS, victims of domestic violence, persons with alcohol/drug dependency, and persons with other special needs.
- **SNS-3 Accessibility** - Promote and assist in making reasonable accommodations and accessibility improvements in housing for homeowners and renters, and bring public facilities and infrastructure into compliance with Federal, State, and local laws.

Community Development Priority (High Priority)

There is a need to improve the public facilities, infrastructure, public social/welfare services, food program, public safety, clearance, and the quality of life for all residents in the community.

Objective: Improve the public facilities, infrastructure, public services, social/welfare services, food programs, public safety, clearance/demolition, and the quality of life for all residents throughout the City.

Goals/Strategies:

- **CDS-1 Public Facilities** - Improve the parks, recreational centers, trails, bikeways, and all public facilities in the municipality.
- **CDS-2 Infrastructure** - Improve the public infrastructure through rehabilitation, reconstruction, and new construction of streets, sidewalks, bridges, curbs, walks, water, sewer lines, storm drainage, sanitary sewers, broadband and other digital supports, etc.
- **CDS-3 Accessibility** - Remove and eliminate architectural barriers and make ADA accessibility improvements to public facilities.
- **CDS-4 Public Services** - Improve and enhance public services including: programs for youth, the elderly, disabled, and other public service programs for low- and moderate-income persons.
- **CDS-5 Food Programs** - Provide assistance for food and nutritional programs to address the needs of the unemployed, underemployed, and homeless populations.
- **CDS-6 Public Safety** - Improve the public safety facilities, equipment, crime prevention programs, community policing, and ability to respond to emergency situations.
- **CDS-7 Blight Remediation** - Remove, correct and eliminate blighting conditions and structures through remediation, rehabilitation, and as a last resort, clearance of blighted properties and structures throughout the City.
- **CDS-8 Community Based Organizations** - provide operating support for community based organizations involved in facilitating or developing housing and/or commercial development activities in the City.
- **CDS-9 Transportation** - Encourage the public transit authority and carriers to address the needs of low-income persons and families, and the disabled to have access to employment, healthcare, and shopping.

Economic Development Priority (High Priority)

There is a need to increase employment, job training, technical assistance, workforce development, and economic empowerment of low- and moderate-income residents in the City.

Objective: Improve and expand employment opportunities in the City for low- and moderate-income persons and households.

Goals/Strategies:

- **EDS-1 Employment** - Support and encourage new job creation, job retention, workforce development, employment, and job training services for the unemployed and underemployed persons including summer youth programs.
- **EDS-2 Financial and Technical Assistance** - Support business and commercial growth through expansion and new development through technical assistance programs and low interest loans, grants, and micro grants.
- **EDS-3 Redevelopment Program** - Plan and promote the development, redevelopment and revitalization of economically distressed areas of the City.
- **EDS-4 Infrastructure** - Promote the development of open space, parking, landscaping, roads, walks, trails, and other forms of infrastructure in support of new economic development projects.
- **EDS-5 Section 108 Loans** - Support and retain businesses through the origination and repayment of Section 108 loans.

Administration, Planning, and Management Priority (High Priority)

There is a continuing need for sound planning, administration, management, and oversight of Federal, State, and local funded programs.

Objective: Provide sound and professional planning, administration, oversight, and management of Federal, State, and local funded programs and activities.

Goals/Strategies:

- **AMS-1 Overall Coordination** - Provide program management and oversight for the successful administration of Federal, State, and local funded programs, including planning services for special studies, annual action plans, five year consolidated plans, substantial amendments, consolidated annual performance and evaluation reports, environmental review clearance, fair housing, and compliance with all Federal, State, and local laws and regulations.
- **AMS-2 Special Studies/Management** – Provide and promote funds to assist with the development of special studies, plans, and management related activities.

- **AMS-3 Fair Housing** - Provide funds for training, education, outreach, and management to affirmatively further fair housing in the City of Hartford.

3. Evaluation of past performance

The City of Hartford has a good performance record with HUD. The City regularly meets the performance standards established by HUD. Each year the City prepares its Consolidated Annual Performance and Evaluation Report (CAPER). This report is submitted within ninety (90) days after the start of the new program year. Copies of the CAPER are available for review at the City of Hartford's Office of Central Grants Administration.

The FY 2018 CAPER, which was the fourth CAPER for the FY 2015-2019 Five Year Consolidated Plan, was approved by HUD in a letter dated December 20, 2019. In the FY 2018 CAPER, the City of Hartford expended 78.09% of its CDBG funds to benefit low- and moderate-income persons. The City expended 14.69% of its funds during the FY 2018 CAPER period on public services, which is below the statutory maximum of 15%. The City expended 16.77% of its funds during this CAPER period on Planning and Administration, which is below the statutory maximum of 20%. The City has met the required 1.5 maximum drawdown ratio with a drawdown ratio of 0.77. The HOME program is also being administered in a timely manner and in accordance with applicable activity limitations and match requirements.

4. Summary of citizen participation process and consultation process

The City of Hartford has followed its Citizen Participation Plan in the planning and preparation of the Five Year Consolidated Plan. The City of Hartford advertised the local newspaper and on social media. The ad appeared in the "Hartford Courant" on Tuesday, June 23, 2020.

The City held two (2) public hearings. The first public hearing was held on January 7, 2020 at 1:30 PM in the Parker Memorial Recreation Center, located at 2621 Main Street and the second was held on January 7, 2020 at 5:30 PM at the Hartford Public Library Main Branch located at 500 Main Street, Center for Contemporary Culture, 1st Floor. These two (2) public hearings provided the residents, agencies, and organizations with the opportunity to discuss the City's CDBG, HOME, ESG, and HOPWA Programs and to provide suggestions for future CDBG, HOME, ESG, and HOPWA Programs priorities and activities.

In addition, the City advertised and held two (2) community meetings in conjunction with neighborhood meetings at the Southwest Behind the Rocks Neighborhood and the South Downtown Neighborhood. The City held two (2) public hearings. The first public meeting was held on January 14, 2020 at the Goodwin Library located at 460 New Britain Avenue and the second was held on January 16, 2020 at Hartford Next located at 79 Van Block Avenue.

Demo

A resident survey was prepared and advertised to residents through February 28, 2020. A copy was placed on the City's website and sent to local agencies/organizations. The results of the resident survey were used to help determine the goals and outcomes. A more detailed analysis and description of the citizen participation process is contained in Section PR-15, "Citizen Participation."

The City of Hartford Office of Central Grants Administration maintains a mailing list for its CDBG, HOME, ESG, and HOPWA Programs and sends out copies of its public hearings notices and meetings concerning the CDBG, HOME, ESG, and HOPWA Programs. Notices were also sent to all agencies and individuals who have participated in previous programs and activities.

The City developed the plans based on resident input, the information obtained from agencies, organizations, and meetings with other City staff and departments.

Due to the state of emergency caused by the COVID-19 pandemic, the City of Hartford placed its plan on virtual public display. The "Draft" Plans were on display for a 30 day period beginning June 23, 2020. The availability for review of the "draft plans" were advertised in the local newspapers and on social media and the plan was on display at the City of Hartford website (<http://www.planhartford.com/public-notices>).

The Public Hearing was held virtually on June 29, 2020 at 5:00 PM and was broadcast from 550 Main Street, Room 208, Hartford CT, allowing residents to give their input on the draft version of the Five Year Consolidated Plan and Annual Action Plan before the submission of the Plan to HUD on Friday, July 31, 2020.

5. Summary of public comments

The City of Hartford held its Needs Public Hearings on January 7, 2020 at 1:30 PM the Parker Memorial Recreation Center located at 2621 Main Street and the second was held on January 7, 2020 at 5:30 PM at the Hartford Public Library Main Branch located at 500 Main Street, Center for Contemporary Culture, 1st Floor. Comments received at that public hearing are included in the attachments at the end of the Five Year Plan.

The City held two (2) community meetings in conjunction with neighborhood meetings at the Southwest Behind the Rocks Neighborhood and the South Downtown Neighborhood. The City held two (2) public meetings. The first public meeting was held on January 14, 2020 at the Goodwin Library located at 460 New Britain Avenue and the second was held on January 16, 2020 at the Hartford Next located at 79 Van Block Avenue. Comments received at the community meetings are included in the attachments at the end of the Five Year Plan.

The Five Year Consolidated Plan and FY 2020 Annual Action Plan were placed on public display from June 23, 2020 to July 23, 2020. A Second Public Hearing was held on June 29, 2020 and broadcast on Hartford

Public Access Television. Comments that were received at this Public Hearing and during the display period are included in the attachments at the end of this Five Year Plan.

The Citizen Participation includes the newspaper ads, meeting flyers, social media postings, the sign-in sheets, and the summary of the minutes from the public hearings.

6. Summary of comments or views not accepted and the reasons for not accepting them

Ten letters of support were sent to Council in favor of increasing the FY 2020 funding for Rebuilding Together Hartford that were presented at the Second Public Hearing. However, City Council elected not to increase the FY 2020 funding for Rebuilding Together. The reason given is that Rebuilding Together Hartford had been unable to expend its full award from the previous year at the time of the development of the budget. The letters of support are included in the attachment section.

All other comments and suggestions that were received to date, have been accepted and incorporated into the planning document.

7. Summary

The main goals of the Five Year Consolidated Plan are to improve the living conditions and quality of life for all residents in the City of Hartford, create a suitable and sustainable living environment, and to address the housing and community development needs of the City's residents.

The Five Year Consolidated Planning process requires that the City prepare in a single document its strategies and goals to address housing needs; establish and maintain a suitable living environment; and to encourage economic opportunities for every resident. The City will use the Consolidated Plan goals to allocate CDBG, HOME, ESG, and HOPWA funds over the next five (5) years and to provide direction to its strategic planning partners, participating agencies, and stakeholders to address the housing and community development needs of the low- and moderate-income residents of the City of Hartford. HUD will evaluate the City's performance based on the goals established in the Five Year Consolidated Plan.

A "draft" of the Five Year Consolidated Plan and FY 2020 Annual Action Plan was placed on display at 550 Main Street at the offices of the Office of Central Grants Administration, and the Hartford Public Library Main Branch at 500 Main Street. The display period started on Tuesday, June 23, 2020 through Thursday, July 23, 2020 for a digital 30 day display period due to the emergency situation created by the COVID 19 pandemic. In addition, the City put the draft Plans on its website, available at the following URL: (www.planhartford.com/public-notice).

A second public hearing was held on Thursday, June 29, 2020 to discuss the proposed activities and solicit citizen comments on the Plans. Upon completion of the 30 day comment period, and approved by the City Council, the City of Hartford submitted the Five Year Consolidated Plan and FY 2020 Annual

Demo

Action Plan to the U.S. Department of Housing and Urban Development Hartford Office on Friday, July 31, 2020.

A resident survey was prepared and advertised to residents through February 28, 2020. A copy was placed on the City's website and sent to local agencies/organizations. The results of the resident survey were used to help determine the goals and outcomes. A more detailed analysis and description of the citizen participation process is contained in Section PR-15, "Citizen Participation."

The Process

PR-05 Lead & Responsible Agencies 24 CFR 91.200(b)

1. Describe agency/entity responsible for preparing the Consolidated Plan and those responsible for administration of each grant program and funding source

The following are the agencies/entities responsible for preparing the Consolidated Plan and those responsible for administration of each grant program and funding source.

Agency Role	Name	Department/Agency
CDBG Administrator	HARTFORD	Office of Central Grants Administration
HOPWA Administrator	HARTFORD	Office of Central Grants Administration
HOME Administrator	HARTFORD	Housing Division, Development Services
ESG Administrator	HARTFORD	Office of Central Grants Administration

Table 1 – Responsible Agencies

Narrative

The administering lead agency is the City of Hartford’s Office of Central Grants Administration, a division of the Office of Management, Budget, and Grants, for the CDBG, ESG, and HOPWA Programs. The City of Hartford’s Housing Division of Development Services Department is the administering lead agency for the HOME Program. The Office of Central Grants of City of Hartford prepares: the Five Year Consolidated Plan; Annual Action Plans; ERR’s; and the Consolidated Annual Evaluation Reports (CAPER); processes pay requests; and performs contracting, and oversight of the programs on a day to day basis.

Consolidated Plan Public Contact Information

Contact Person: Ms. Joan Barere

Director of Central Grants Administration

Address: 550 Main Street, Suite 302

Phone: 860-757-9282

E-Mail: Joan.Barere@hartford.gov

Demo

Website: <http://www.hartford.gov/grants>

PR-10 Consultation – 91.100, 91.110, 91.200(b), 91.300(b), 91.215(I) and 91.315(I)

1. Introduction

While preparing the FY 2020-2024 Five Year Consolidated Plan and FY 2020 Annual Action Plan, the City of Hartford consulted with the Hartford Housing Authority, social services and housing agencies, along with the Greater Hartford Coordinated Access Network, which is a member of the Connecticut Continuum of Care.

Provide a concise summary of the jurisdiction’s activities to enhance coordination between public and assisted housing providers and private and governmental health, mental health and service agencies (91.215(I)).

The City of Hartford works with the following agencies to enhance coordination:

- **Hartford Housing Authority** - Section 8 Housing Choice Vouchers, improvements to public housing communities, and scattered site housing.
- **Development Services** - oversees the HOME program and a Section 8 Housing Choice Voucher program.
- **Social Services Agencies** - funds to improve services to low- and moderate-income persons.
- **Housing Providers** - funds to rehab and develop affordable housing - funds to improve housing options for low- and moderate-income families and individuals.
- **Journey Home** - coordinates the Greater Hartford CAN.

Describe coordination with the Continuum of Care and efforts to address the needs of homeless persons (particularly chronically homeless individuals and families, families with children, veterans, and unaccompanied youth) and persons at risk of homelessness

The City of Hartford is a member of the Connecticut Balance of State CoC, which is divided into Coordinated Action Networks (CANs). Journey Home, is the coordinating agency of the Greater Hartford Coordinated Access Network (Greater Hartford CAN), and as such, it is responsible for ensuring that the goals of ending chronic homelessness in the continuum are met. Journey Home serves not only as the CoC lead, but also as the HMIS administrator and the Coordinated Intake Operator.

The Greater Hartford CAN will dedicate 462 permanent housing beds to families, 1,137 permanent housing beds to adults, 1,028 permanent housing beds to chronically homeless individuals and families, and 394 permanent housing beds to veterans in the City of Hartford.

The City of Hartford places a high priority in assisting those that are homeless, and those who are at risk of becoming homeless. The City of Hartford has developed a series of goals and priorities that assist

these individuals and families for the FY 2020-2024 Five Year Consolidated Plan. Funding through Central Grants Administration assists social service agencies that are members of the CAN and provide emergency shelter and permanent supportive housing for people who are at risk of homelessness, or people who are homeless.

The City of Hartford also consults with organizations that work with populations that are at a high risk of becoming homeless, including those recovering from substance abuse issues and the re-entry population. Organizations that work to address the opioid epidemic and families affected by addiction, and to assist the re-entry population with finding housing and employment are consulted and funded with CDBG funds.

Describe consultation with the Continuum(s) of Care that serves the jurisdiction's area in determining how to allocate ESG funds, develop performance standards and evaluate outcomes, and develop funding, policies and procedures for the administration of HMIS

The City of Hartford is an ESG entitlement grantee. ESG sub-recipients are selected as a result of applications submitted to the City of Hartford Office of Central Grants Administration. The Greater Hartford (CAN) provides input on determining ESG funded projects to both the City of Hartford and to the Hartford Balance of State CoC. Representatives from the CAN determine ESG performance metrics and provide local data for reporting outcomes.

The CAN, in partnership with the City of Hartford, establishes the priorities, reviews and monitors priorities and goals, and reviews changes required by the Connecticut Balance of State CoC. CoC strategies include the prioritization of reducing the length of time it takes for a homeless individual or family to go through Rapid Rehousing that leads to Rapid Exit, as well as increasing the number of Permanent Supportive Housing units available. The CoC requires a Housing First approach from all ESG sub-grantees.

The Homeless Management Information System (HMIS) is a mandated computer system implemented to track homeless consumers through the Continuum of Care System and provide the continuum with an unduplicated count of those experiencing homelessness within the State of Connecticut. Journey Home is both the HMIS and CAN Lead agency. HMIS falls under the strict guidelines and requirements of State government that includes an assigned compliance officer. Privacy and Security Plans are reviewed at least yearly or as needed. Issues related to data quality are resolved within a timely manner. Providers with many missing values or errors are provided technical assistance.

2. Describe Agencies, groups, organizations and others who participated in the process and describe the jurisdictions consultations with housing, social service agencies and other entities

Table 2 – Agencies, groups, organizations who participated

1	Agency/Group/Organization	Department of Development Services
	Agency/Group/Organization Type	Housing PHA Services - Housing Services-Employment Other government - Local Planning organization Redevelopment Authority
	What section of the Plan was addressed by Consultation?	Housing Need Assessment Lead-based Paint Strategy Public Housing Needs Economic Development Market Analysis Anti-poverty Strategy Community Development Strategy
	How was the Agency/Group/Organization consulted and what are the anticipated outcomes of the consultation or areas for improved coordination?	The City of Hartford's Development Services Department was consulted for the housing and economic needs in the City.
2	Agency/Group/Organization	Housing Authority of the City of Hartford
	Agency/Group/Organization Type	Housing PHA Other government - Local
	What section of the Plan was addressed by Consultation?	Housing Need Assessment Public Housing Needs
	How was the Agency/Group/Organization consulted and what are the anticipated outcomes of the consultation or areas for improved coordination?	The Housing Authority of the City of Hartford was consulted for affordable housing and public housing needs in the City.
3	Agency/Group/Organization	Connecticut Balance of State CoC
	Agency/Group/Organization Type	Services-homeless Publicly Funded Institution/System of Care Regional organization Planning organization Correctional Facilities

Demo

	What section of the Plan was addressed by Consultation?	Housing Need Assessment Homelessness Strategy Homeless Needs - Chronically homeless Homeless Needs - Families with children Homelessness Needs - Veterans Homelessness Needs - Unaccompanied youth Anti-poverty Strategy
	How was the Agency/Group/Organization consulted and what are the anticipated outcomes of the consultation or areas for improved coordination?	The Connecticut Balance of State Continuum of Care was consulted for the housing and homeless needs in the City and the CoC.
4	Agency/Group/Organization	OFFICE OF CENTRAL GRANTS
	Agency/Group/Organization Type	Other government - Local Regional organization Planning organization Grantee Department
	What section of the Plan was addressed by Consultation?	Housing Need Assessment Lead-based Paint Strategy Homelessness Strategy Homeless Needs - Chronically homeless Homeless Needs - Families with children Homelessness Needs - Veterans Homelessness Needs - Unaccompanied youth Non-Homeless Special Needs HOPWA Strategy Economic Development Market Analysis Anti-poverty Strategy Community Development Strategy
	How was the Agency/Group/Organization consulted and what are the anticipated outcomes of the consultation or areas for improved coordination?	The City of Hartford's Central Grants Administration Office is the grantee department which was consulted regarding the City's needs.
5	Agency/Group/Organization	Capital Workforce Partners
	Agency/Group/Organization Type	Services-Employment

Demo

	What section of the Plan was addressed by Consultation?	Housing Need Assessment Homelessness Strategy Economic Development Market Analysis Anti-poverty Strategy Community Development Strategy
	How was the Agency/Group/Organization consulted and what are the anticipated outcomes of the consultation or areas for improved coordination?	Group meetings were held along with phone calls; housing and community development priorities; social service and economic development needs.
6	Agency/Group/Organization	AIDS CONNECTICUT, INC.
	Agency/Group/Organization Type	Housing Services - Housing Services-Persons with HIV/AIDS Services-homeless Services-Health
	What section of the Plan was addressed by Consultation?	Housing Need Assessment Homelessness Strategy Homeless Needs - Chronically homeless Homeless Needs - Families with children Homelessness Needs - Veterans Homelessness Needs - Unaccompanied youth Non-Homeless Special Needs HOPWA Strategy Economic Development Market Analysis Anti-poverty Strategy Community Development Strategy
	How was the Agency/Group/Organization consulted and what are the anticipated outcomes of the consultation or areas for improved coordination?	Group meetings were held along with phone calls; housing and community development priorities; social service and economic development needs.

Demo

7	Agency/Group/Organization	DEPARTMENT OF HEALTH AND HUMAN SERVICES (CITY OF HARTFORD)
	Agency/Group/Organization Type	Services-Children Services-Elderly Persons Services-Persons with HIV/AIDS Services-Health Health Agency Child Welfare Agency Agency - Emergency Management Other government - Local Regional organization
	What section of the Plan was addressed by Consultation?	Housing Need Assessment Homelessness Strategy Homeless Needs - Chronically homeless Homeless Needs - Families with children Homelessness Needs - Veterans Homelessness Needs - Unaccompanied youth Non-Homeless Special Needs HOPWA Strategy Economic Development Market Analysis Anti-poverty Strategy Community Development Strategy
	How was the Agency/Group/Organization consulted and what are the anticipated outcomes of the consultation or areas for improved coordination?	Group meetings were held along with phone calls; housing and community development priorities; social service and economic development needs.
8	Agency/Group/Organization	MUTUAL HOUSING ASSOCIATION OF GREATER HARTFORD
	Agency/Group/Organization Type	Housing Services - Housing Regional organization CHDO

Demo

	What section of the Plan was addressed by Consultation?	Housing Need Assessment Lead-based Paint Strategy Homelessness Strategy Non-Homeless Special Needs Economic Development Market Analysis Anti-poverty Strategy Community Development Strategy
	How was the Agency/Group/Organization consulted and what are the anticipated outcomes of the consultation or areas for improved coordination?	Group meetings were held along with phone calls; housing and community development priorities; social service and economic development needs.
9	Agency/Group/Organization	Connecticut Fair Housing Center
	Agency/Group/Organization Type	Service-Fair Housing Regional organization
	What section of the Plan was addressed by Consultation?	Housing Need Assessment Lead-based Paint Strategy Homelessness Strategy Non-Homeless Special Needs Economic Development Market Analysis Anti-poverty Strategy Fair Housing
	How was the Agency/Group/Organization consulted and what are the anticipated outcomes of the consultation or areas for improved coordination?	Group meetings were held along with phone calls; housing and community development priorities; social service and economic development needs.
10	Agency/Group/Organization	CHRYSALIS CENTER
	Agency/Group/Organization Type	Services - Housing Services-Persons with Disabilities Regional organization

	What section of the Plan was addressed by Consultation?	Housing Need Assessment Homelessness Strategy Homeless Needs - Chronically homeless Homeless Needs - Families with children Homelessness Needs - Veterans Homelessness Needs - Unaccompanied youth Non-Homeless Special Needs Economic Development Market Analysis Anti-poverty Strategy Community Development Strategy
	How was the Agency/Group/Organization consulted and what are the anticipated outcomes of the consultation or areas for improved coordination?	Group meetings were held along with phone calls; housing and community development priorities; social service and economic development needs.
11	Agency/Group/Organization	DEPARTMENT OF PUBLIC WORKS
	Agency/Group/Organization Type	Services - Broadband Internet Service Providers Services - Narrowing the Digital Divide Agency - Managing Flood Prone Areas Agency - Management of Public Land or Water Resources Agency - Emergency Management Other government - Local
	What section of the Plan was addressed by Consultation?	Non-Homeless Special Needs Economic Development Market Analysis Anti-poverty Strategy Emergency Management & Broadband Access
	How was the Agency/Group/Organization consulted and what are the anticipated outcomes of the consultation or areas for improved coordination?	The City of Hartford Department of Public Works was consulted on the City's Emergency Management Plan and Broadband Access Plan.
12	Agency/Group/Organization	COMMUNITY RENEWAL TEAM
	Agency/Group/Organization Type	Services-Children Services-Victims of Domestic Violence Services-homeless Services - Victims

Demo

	What section of the Plan was addressed by Consultation?	Housing Need Assessment Homelessness Strategy Homeless Needs - Chronically homeless Homeless Needs - Families with children Homelessness Needs - Veterans Homelessness Needs - Unaccompanied youth Economic Development Market Analysis Anti-poverty Strategy Community Development Strategy
	How was the Agency/Group/Organization consulted and what are the anticipated outcomes of the consultation or areas for improved coordination?	Group meetings were held along with phone calls; housing and community development priorities; social service and economic development needs.
13	Agency/Group/Organization	HEDCO, Inc.
	Agency/Group/Organization Type	Services-Employment Business Leaders Business and Civic Leaders
	What section of the Plan was addressed by Consultation?	Housing Need Assessment Economic Development Market Analysis Anti-poverty Strategy Community Development Strategy
	How was the Agency/Group/Organization consulted and what are the anticipated outcomes of the consultation or areas for improved coordination?	Group meetings were held along with phone calls; housing and community development priorities; social service and economic development needs.
14	Agency/Group/Organization	Hartford NEXT
	Agency/Group/Organization Type	Civic Leaders Neighborhood Organization

Demo

	What section of the Plan was addressed by Consultation?	Housing Need Assessment Homelessness Strategy Homeless Needs - Chronically homeless Homeless Needs - Families with children Homelessness Needs - Veterans Homelessness Needs - Unaccompanied youth Non-Homeless Special Needs Economic Development Market Analysis Anti-poverty Strategy Community Development Strategy
	How was the Agency/Group/Organization consulted and what are the anticipated outcomes of the consultation or areas for improved coordination?	Group meetings were held along with phone calls; housing and community development priorities; social service and economic development needs.
15	Agency/Group/Organization	HARTFORD INTERVAL HOUSE
	Agency/Group/Organization Type	Services-Victims of Domestic Violence Services-homeless Services - Victims
	What section of the Plan was addressed by Consultation?	Housing Need Assessment Homelessness Strategy Homeless Needs - Chronically homeless Homeless Needs - Families with children Homelessness Needs - Veterans Homelessness Needs - Unaccompanied youth Non-Homeless Special Needs Economic Development Market Analysis Anti-poverty Strategy Community Development Strategy
	How was the Agency/Group/Organization consulted and what are the anticipated outcomes of the consultation or areas for improved coordination?	Group meetings were held along with phone calls; housing and community development priorities; social service and economic development needs.
16	Agency/Group/Organization	OUR PIECE OF THE PIE, INC.
	Agency/Group/Organization Type	Services-Children Services-Education

Demo

	What section of the Plan was addressed by Consultation?	Housing Need Assessment Homelessness Strategy Homeless Needs - Chronically homeless Homeless Needs - Families with children Homelessness Needs - Veterans Homelessness Needs - Unaccompanied youth Non-Homeless Special Needs Economic Development Market Analysis Anti-poverty Strategy Community Development Strategy
	How was the Agency/Group/Organization consulted and what are the anticipated outcomes of the consultation or areas for improved coordination?	Group meetings were held along with phone calls; housing and community development priorities; social service and economic development needs.
17	Agency/Group/Organization	LISC
	Agency/Group/Organization Type	Housing Services - Housing Community Development Financial Institution
	What section of the Plan was addressed by Consultation?	Housing Need Assessment Market Analysis Anti-poverty Strategy Community Development Strategy
	How was the Agency/Group/Organization consulted and what are the anticipated outcomes of the consultation or areas for improved coordination?	Group meetings were held along with phone calls; housing and community development priorities; social service and economic development needs.
18	Agency/Group/Organization	Greater Hartford Harm Reduction Coalition Inc.
	Agency/Group/Organization Type	Services-Health Health Agency

Demo

	What section of the Plan was addressed by Consultation?	Housing Need Assessment Homelessness Strategy Homeless Needs - Chronically homeless Homeless Needs - Families with children Homelessness Needs - Veterans Homelessness Needs - Unaccompanied youth Non-Homeless Special Needs Economic Development Market Analysis Anti-poverty Strategy Community Development Strategy
	How was the Agency/Group/Organization consulted and what are the anticipated outcomes of the consultation or areas for improved coordination?	Group meetings were held along with phone calls; housing and community development priorities; social service and economic development needs.
19	Agency/Group/Organization	Resettlement Program/Community Partners in Action
	Agency/Group/Organization Type	Services - Housing Services-Persons with Disabilities Services-homeless Re-Entry
	What section of the Plan was addressed by Consultation?	Housing Need Assessment Homelessness Strategy Homeless Needs - Chronically homeless Homeless Needs - Families with children Homelessness Needs - Veterans Homelessness Needs - Unaccompanied youth Non-Homeless Special Needs Economic Development Market Analysis Anti-poverty Strategy Community Development Strategy
	How was the Agency/Group/Organization consulted and what are the anticipated outcomes of the consultation or areas for improved coordination?	Group meetings were held along with phone calls; housing and community development priorities; social service and economic development needs.
20	Agency/Group/Organization	Hartford Youth Advisory Group
	Agency/Group/Organization Type	Civic Leaders

Demo

	What section of the Plan was addressed by Consultation?	Housing Need Assessment Homelessness Strategy Homeless Needs - Chronically homeless Homeless Needs - Families with children Homelessness Needs - Veterans Homelessness Needs - Unaccompanied youth Non-Homeless Special Needs Economic Development Market Analysis Anti-poverty Strategy Community Development Strategy
	How was the Agency/Group/Organization consulted and what are the anticipated outcomes of the consultation or areas for improved coordination?	Group meetings were held along with phone calls; housing and community development priorities; social service and economic development needs.
21	Agency/Group/Organization	LGBTQ Commission
	Agency/Group/Organization Type	Civic Leaders LGBTQ
	What section of the Plan was addressed by Consultation?	Housing Need Assessment Homelessness Strategy Homeless Needs - Chronically homeless Homeless Needs - Families with children Homelessness Needs - Veterans Homelessness Needs - Unaccompanied youth Non-Homeless Special Needs Economic Development Market Analysis Anti-poverty Strategy Community Development Strategy
	How was the Agency/Group/Organization consulted and what are the anticipated outcomes of the consultation or areas for improved coordination?	Group meetings were held along with phone calls; housing and community development priorities; social service and economic development needs.
22	Agency/Group/Organization	URBAN LEAGUE OF GREATER HARTFORD, INC.
	Agency/Group/Organization Type	Service-Fair Housing Civic Leaders

Demo

	What section of the Plan was addressed by Consultation?	Housing Need Assessment Homelessness Strategy Homeless Needs - Chronically homeless Homeless Needs - Families with children Homelessness Needs - Veterans Homelessness Needs - Unaccompanied youth Non-Homeless Special Needs Economic Development Market Analysis Anti-poverty Strategy Community Development Strategy
	How was the Agency/Group/Organization consulted and what are the anticipated outcomes of the consultation or areas for improved coordination?	Group meetings were held along with phone calls; housing and community development priorities; social service and economic development needs.
23	Agency/Group/Organization	EBONY HORSEWOMEN, INC
	Agency/Group/Organization Type	Services-Children Services-Health Services-Education
	What section of the Plan was addressed by Consultation?	Housing Need Assessment Homelessness Strategy Homeless Needs - Chronically homeless Homeless Needs - Families with children Homelessness Needs - Veterans Homelessness Needs - Unaccompanied youth Non-Homeless Special Needs Economic Development Market Analysis Anti-poverty Strategy Community Development Strategy
	How was the Agency/Group/Organization consulted and what are the anticipated outcomes of the consultation or areas for improved coordination?	Group meetings were held along with phone calls; housing and community development priorities; social service and economic development needs.
24	Agency/Group/Organization	Charter Oak Cultural Center
	Agency/Group/Organization Type	Services-Children Services-Education

Demo

	What section of the Plan was addressed by Consultation?	Housing Need Assessment Homelessness Strategy Homeless Needs - Chronically homeless Homeless Needs - Families with children Homelessness Needs - Veterans Homelessness Needs - Unaccompanied youth Non-Homeless Special Needs Economic Development Market Analysis Anti-poverty Strategy Community Development Strategy
	How was the Agency/Group/Organization consulted and what are the anticipated outcomes of the consultation or areas for improved coordination?	Group meetings were held along with phone calls; housing and community development priorities; social service and economic development needs.
25	Agency/Group/Organization	ORGANIZED PARENTS MAKE A DIFFERENCE (OPMAD)
	Agency/Group/Organization Type	Services-Children Services-Education
	What section of the Plan was addressed by Consultation?	Housing Need Assessment Homelessness Strategy Homeless Needs - Chronically homeless Homeless Needs - Families with children Homelessness Needs - Veterans Homelessness Needs - Unaccompanied youth Non-Homeless Special Needs Economic Development Market Analysis Anti-poverty Strategy Community Development Strategy
	How was the Agency/Group/Organization consulted and what are the anticipated outcomes of the consultation or areas for improved coordination?	Group meetings were held along with phone calls; housing and community development priorities; social service and economic development needs.
26	Agency/Group/Organization	CAMP COURANT, INC.
	Agency/Group/Organization Type	Services-Children Services-Education

	What section of the Plan was addressed by Consultation?	Housing Need Assessment Homelessness Strategy Homeless Needs - Chronically homeless Homeless Needs - Families with children Homelessness Needs - Veterans Homelessness Needs - Unaccompanied youth Non-Homeless Special Needs Economic Development Market Analysis Anti-poverty Strategy Community Development Strategy
	How was the Agency/Group/Organization consulted and what are the anticipated outcomes of the consultation or areas for improved coordination?	Group meetings were held along with phone calls; housing and community development priorities; social service and economic development needs.
27	Agency/Group/Organization	Parker Memorial/FCYR
	Agency/Group/Organization Type	Services-Children Services-Elderly Persons Services-Education Other government - Local
	What section of the Plan was addressed by Consultation?	Housing Need Assessment Homelessness Strategy Homeless Needs - Chronically homeless Homeless Needs - Families with children Homelessness Needs - Veterans Homelessness Needs - Unaccompanied youth Non-Homeless Special Needs Economic Development Market Analysis Anti-poverty Strategy Community Development Strategy
	How was the Agency/Group/Organization consulted and what are the anticipated outcomes of the consultation or areas for improved coordination?	Group meetings were held along with phone calls; housing and community development priorities; social service and economic development needs. Family, Children, Youth and Recreation is a City Department.
28	Agency/Group/Organization	Judy Dworin Performance Project Inc.
	Agency/Group/Organization Type	Services-Children Services-Education

Demo

	What section of the Plan was addressed by Consultation?	Housing Need Assessment Homelessness Strategy Homeless Needs - Chronically homeless Homeless Needs - Families with children Homelessness Needs - Veterans Homelessness Needs - Unaccompanied youth Non-Homeless Special Needs Economic Development Market Analysis Anti-poverty Strategy Community Development Strategy
	How was the Agency/Group/Organization consulted and what are the anticipated outcomes of the consultation or areas for improved coordination?	Group meetings were held along with phone calls; housing and community development priorities; social service and economic development needs.
29	Agency/Group/Organization	Building Hartford Through Community Action
	Agency/Group/Organization Type	Services-Children Services-Health Services-Education
	What section of the Plan was addressed by Consultation?	Housing Need Assessment Homelessness Strategy Homeless Needs - Chronically homeless Homeless Needs - Families with children Homelessness Needs - Veterans Homelessness Needs - Unaccompanied youth Non-Homeless Special Needs Economic Development Market Analysis Anti-poverty Strategy Community Development Strategy
	How was the Agency/Group/Organization consulted and what are the anticipated outcomes of the consultation or areas for improved coordination?	Group meetings were held along with phone calls; housing and community development priorities; social service and economic development needs.

Demo

30	Agency/Group/Organization	CATHOLIC CHARITIES
	Agency/Group/Organization Type	Services-Children Services-Elderly Persons Services-homeless Services-Health Services-Education
	What section of the Plan was addressed by Consultation?	Housing Need Assessment Homelessness Strategy Homeless Needs - Chronically homeless Homeless Needs - Families with children Homelessness Needs - Veterans Homelessness Needs - Unaccompanied youth Non-Homeless Special Needs Economic Development Market Analysis Anti-poverty Strategy Community Development Strategy
	How was the Agency/Group/Organization consulted and what are the anticipated outcomes of the consultation or areas for improved coordination?	Group meetings were held along with phone calls; housing and community development priorities; social service and economic development needs.
31	Agency/Group/Organization	The Gifted Onez, Inc.
	Agency/Group/Organization Type	Services-Children Services-Education
	What section of the Plan was addressed by Consultation?	Housing Need Assessment Homelessness Strategy Homeless Needs - Chronically homeless Homeless Needs - Families with children Homelessness Needs - Veterans Homelessness Needs - Unaccompanied youth Non-Homeless Special Needs Economic Development Market Analysis Anti-poverty Strategy Community Development Strategy
	How was the Agency/Group/Organization consulted and what are the anticipated outcomes of the consultation or areas for improved coordination?	Group meetings were held along with phone calls; housing and community development priorities; social service and economic development needs.

32	Agency/Group/Organization	Hartford Knights
	Agency/Group/Organization Type	Services-Children Services-Education
	What section of the Plan was addressed by Consultation?	Housing Need Assessment Homelessness Strategy Homeless Needs - Chronically homeless Homeless Needs - Families with children Homelessness Needs - Veterans Homelessness Needs - Unaccompanied youth Non-Homeless Special Needs Economic Development Market Analysis Anti-poverty Strategy Community Development Strategy
	How was the Agency/Group/Organization consulted and what are the anticipated outcomes of the consultation or areas for improved coordination?	Group meetings were held along with phone calls; housing and community development priorities; social service and economic development needs.
33	Agency/Group/Organization	Grow Hartford/HLF Food
	Agency/Group/Organization Type	Services-Children Services-Health Services-Education
	What section of the Plan was addressed by Consultation?	Housing Need Assessment Homelessness Strategy Homeless Needs - Chronically homeless Homeless Needs - Families with children Homelessness Needs - Veterans Homelessness Needs - Unaccompanied youth Non-Homeless Special Needs Economic Development Market Analysis Anti-poverty Strategy Community Development Strategy
	How was the Agency/Group/Organization consulted and what are the anticipated outcomes of the consultation or areas for improved coordination?	Group meetings were held along with phone calls; housing and community development priorities; social service and economic development needs.

Demo

34	Agency/Group/Organization	NUTMEG BIG BROTHERS BIG SISTERS
	Agency/Group/Organization Type	Services-Children Services-Education Mentoring
	What section of the Plan was addressed by Consultation?	Housing Need Assessment Homelessness Strategy Homeless Needs - Chronically homeless Homeless Needs - Families with children Homelessness Needs - Veterans Homelessness Needs - Unaccompanied youth Non-Homeless Special Needs Economic Development Market Analysis Anti-poverty Strategy Community Development Strategy
	How was the Agency/Group/Organization consulted and what are the anticipated outcomes of the consultation or areas for improved coordination?	Group meetings were held along with phone calls; housing and community development priorities; social service and economic development needs.
35	Agency/Group/Organization	Hartford Performs
	Agency/Group/Organization Type	Services-Children Services-Education
	What section of the Plan was addressed by Consultation?	Housing Need Assessment Homelessness Strategy Homeless Needs - Chronically homeless Homeless Needs - Families with children Homelessness Needs - Veterans Homelessness Needs - Unaccompanied youth Non-Homeless Special Needs Economic Development Market Analysis Anti-poverty Strategy Community Development Strategy
	How was the Agency/Group/Organization consulted and what are the anticipated outcomes of the consultation or areas for improved coordination?	Group meetings were held along with phone calls; housing and community development priorities; social service and economic development needs.

Identify any Agency Types not consulted and provide rationale for not consulting

All known agency types were consulted and contacted during the planning process. Meeting notes are in the attachment section. There were no agencies or organizations intentionally not consulted.

Other local/regional/state/federal planning efforts considered when preparing the Plan

Name of Plan	Lead Organization	How do the goals of your Strategic Plan overlap with the goals of each plan?
Continuum of Care	Journey Home	It is incorporated in the Five Year Consolidated Plan and the Annual Action Plans.
2020 Five Year & Annual PHA Plan	Housing Authority of the City of Hartford	It is incorporated in the Five Year Consolidated Plan and the Annual Action Plans.
Downtown Housing Hartford Citywide Housing Study	City of Hartford, Planning and Zoning Commission	It is incorporated in the Five Year Consolidated Plan and the Annual Action Plans.
Hartford City Plan	City of Hartford, Planning and Zoning Commission	It is incorporated in the Five Year Consolidated Plan and the Annual Action Plans.
Analysis of Impediments to Fair Housing Choice	City of Hartford, Department of Development Services	It is incorporated in the Five Year Consolidated Plan and the Annual Action Plans.
Greater Hartford Community Wellbeing Index 2019	DataHaven	It is incorporated in the Five Year Consolidated Plan and the Annual Action Plans.

Table 3 – Other local / regional / federal planning efforts

Describe cooperation and coordination with other public entities, including the State and any adjacent units of general local government, in the implementation of the Consolidated Plan (91.215(l))

The City of Hartford’s Office of Grants Administration, a division of the Office of Management, Budget, and Grants, is the administrating agency for the CDBG, ESG and HOPWA programs. The City of Hartford’s Housing Division of the Department of Development Services administers the HOME Program. Close coordination is maintained within City departments for CDBG, HOME, ESG and HOPWA projects.

The City works closely with the Connecticut Department of Housing staff to address projects and activities that extend beyond the City limits.

Narrative (optional):

The City contacted the following types of agencies:

- Development Services – Planning, Economic Development, and Housing Divisions
- Urban League
- NAACP
- Business Development Associations
- Department of Children, Families, Youth, and Recreation
- Department of Public Works
- Department of Health & Human Services
- Housing Authority of the City of Hartford
- Youth services
- Hartford Public Library
- Greater Hartford Harm Reduction Council
- Hartford Artisans Weaving Center
- Housing Providers
- Workforce Development Organizations
- Homeless Providers in the Greater Hartford CAN
- HOPWA Providers

In addition, to the one-on-one interviews, roundtable meetings, and two public hearings, the City held two (2) neighborhood meetings in conjunction with Neighborhood Group (NRZ) meetings. The City also conducted special outreach to the Youth Advisory Council and the re-entry population at the Re-Entry Welcome Center. Public meetings were advertised through social media, flyers were distributed in the neighborhoods through NRZs, postings on bulletin boards, and promoted by City's Office of Community Engagement through its weekly newsletters and social media.

PR-15 Citizen Participation – 91.105, 91.115, 91.200(c) and 91.300(c)

1. Summary of citizen participation process/Efforts made to broaden citizen participation Summarize citizen participation process and how it impacted goal-setting

The FY 2020-2024 Consolidated Plan and FY 2020 Annual Action Plan have many components to reach out and encourage citizen participation. These components are the following: request for proposals for funding (RFP's) from agencies/organizations; meeting with agencies/organizations on how to complete the RFP; interviews and roundtable discussions are held with various stakeholders; a needs hearing is held; the "draft" plan is put on public display for 30 days; and a hearing to gather public comments on the draft plan is held. The City also prepared a resident survey questionnaire which it posted on the City's website, and at strategic locations, and sent out via email to agencies and organizations across the City. The resident survey was published in both English and Spanish. The City received back 147 completed resident surveys. All of these comments are included in the Exhibit Section of the consolidated and annual action plan. Through the citizen participation process, the City uses citizen input to develop how the plan will serve the low- and moderate-income population, and how to reach the goals set forth in the Five Year Consolidated Plan.

The City has followed its approved Citizens Participation Plan to develop its Five Year Consolidated Plan.

Citizen Participation Outreach

Sort Order	Mode of Outreach	Target of Outreach	Summary of response/attendance	Summary of comments received	Summary of comments not accepted and reasons	URL (If applicable)
1	Public Hearing	Minorities Persons with disabilities Non-targeted/broad community Residents of Public and Assisted Housing Agencies/Organizations	Two Needs Public Hearings were held as for applicants for Federal Funds. The meetings were held on January 7, 2020 at 1:30 PM and at 5:30 PM to provide technical assistance to grantees.	Meeting minutes can be found in the appendix section of this Consolidated Plan.	None.	Not Applicable.

Demo

Sort Order	Mode of Outreach	Target of Outreach	Summary of response/attendance	Summary of comments received	Summary of comments not accepted and reasons	URL (If applicable)
2	Newspaper Ad	Minorities Persons with disabilities Non-targeted/broad community Residents of Public and Assisted Housing Agencies/Organizations	None.	None.	None.	Not Applicable.

Demo

Sort Order	Mode of Outreach	Target of Outreach	Summary of response/attendance	Summary of comments received	Summary of comments not accepted and reasons	URL (If applicable)
3	Resident Surveys	Minorities Non-English Speaking - Specify other language: Spanish Persons with disabilities Non-targeted/broad community Residents of Public and Assisted Housing Agencies/Organizations	147 completed surveys were received.	Comments were included throughout the Five Year Consolidated Plan.	None.	https://www.surveymonkey.com/r/hartfordconplan .

Demo

Sort Order	Mode of Outreach	Target of Outreach	Summary of response/attendance	Summary of comments received	Summary of comments not accepted and reasons	URL (If applicable)
4	Public Meeting	Minorities Persons with disabilities Non-targeted/broad community Residents of Public and Assisted Housing Agencies/Organizations	Two community meetings were held in conjunction with Neighborhood Group (NRZ) meetings. The meetings were held on January 14, 2020 and January 16, 2020. There were 28 at the first meeting and 21 attendees at the second meeting.	Meeting minutes can be found in the appendix section of this Consolidated Plan.	None.	Not Applicable.

Demo

Sort Order	Mode of Outreach	Target of Outreach	Summary of response/attendance	Summary of comments received	Summary of comments not accepted and reasons	URL (If applicable)
5	Internet Outreach	Minorities Persons with disabilities Non-targeted/broad community Citywide	None.	None.	None.	http://www.hartford.gov/grants/cdbg

Demo

Sort Order	Mode of Outreach	Target of Outreach	Summary of response/attendance	Summary of comments received	Summary of comments not accepted and reasons	URL (If applicable)
6	Public Meeting	Minorities Persons with disabilities Non-targeted/broad community Residents of Public and Assisted Housing Agencies/Organizations	Due to COVID-19, the Final Public Hearing was held virtually on June 29, 2020 to discuss the draft Plan. There were 14 people in attendance to speak. The Public Hearing was broadcast on Hartford Public Access Television.	Meeting minutes are in the Appendix section of the Plan.	Comments received in the Public Hearing were incorporated into the Five Year Consolidated Plan.	Not Applicable.

Table 4 – Citizen Participation Outreach

Needs Assessment

NA-05 Overview

Needs Assessment Overview

The City of Hartford used the HUD Comprehensive Housing Affordability Strategy (CHAS) data to provide statistical information on housing needs and to prepare estimates and determine projects. In addition, the tables in this section have been prepopulated with HUD data sets based on the American Community Survey (ACS) five year estimates for 2012-2016, and for 2013-2017 where available. This data is the most current information available to assess housing needs, homeless needs, special needs, social service needs, economic development needs, etc.

The CHAS data also provides a summary of the number of households in each income category by tenure and household type, along with the percentage of such households that have a housing problem. The needs of various households, by household type within each income category, are described in this section. The extent to which the households within each group are cost overburdened, severely cost overburdened, and/or living in substandard housing, is examined. Also, the extent to which such problems impact minority households is described.

The City of Hartford defines “standard condition” as the condition of a housing unit that meets the City of Hartford’s building code standards: “International Existing Building Code,” latest edition. The City defines “substandard condition suitable for rehabilitation” as the condition of a housing unit that fails to meet the City’s building code standards, and the cost to rehabilitate the housing unit up to code standards is less than the fair market value of the housing unit after the rehabilitation work is completed.

Hartford is part of the Connecticut Balance of State Continuum of Care. Data for the development for the homeless needs section was obtained from Journey Home, which is the lead entity of the Greater Hartford Coordinated Access Network.

Additional needs for the City of Hartford were obtained from input and interviews with various social service agencies, housing providers, city staff, and survey responses.

NA-10 Housing Needs Assessment - 24 CFR 91.205 (a,b,c)

Summary of Housing Needs

Based on a comparison between the 2010 and 2017 population, the City of Hartford had a minor decrease in its population. The population decrease was only 370 persons, but the household decrease was 1,206 households, implying that household sizes in the City are growing. Furthermore, the median income of the area decreased by 1%. This decrease in median income represents a change in nominal dollars and not a change in real dollars. In order to calculate the change in real dollars, the Consumer Price Index is used to calculate the inflation rate for a given period. Between 2010 and 2017, the cumulative inflation rate was approximately 12.07%, meaning that the \$46,073.00 median income in 2010 should be \$51,633.56, if it were expressed in 2017 dollars. By taking into consideration the rate of inflation, the median income in Hartford has not kept up with the rate of inflation.

Demographics	Base Year: 2010	Most Recent Year: 2017	% Change
Population	124,760	124,390	-0%
Households	54,902	53,696	-2%
Median Income	\$46,073.00	\$45,822.00	-1%

Table 5 - Housing Needs Assessment Demographics

Alternate Data Source Name:

2013-2017 ACS

Data Source Comments:

Number of Households Table

	0-30% HAMFI	>30-50% HAMFI	>50-80% HAMFI	>80-100% HAMFI	>100% HAMFI
Total Households	17,967	8,990	7,195	3,775	7,903
Small Family Households	7,134	3,705	3,065	1,715	3,709
Large Family Households	1,459	1,020	635	275	705
Household contains at least one person 62-74 years of age	3,075	1,420	1,290	685	1,510
Household contains at least one person age 75 or older	1,710	885	485	210	405
Households with one or more children 6 years old or younger	3,865	2,060	1,100	450	860

Table 6 - Total Households Table

Alternate Data Source Name:

2012-2016 CHAS Data

Data Source Comments:

Housing Needs Summary Tables

1. Housing Problems (Households with one of the listed needs)

	Renter					Owner				
	0-30% AMI	>30-50% AMI	>50-80% AMI	>80-100% AMI	Total	0-30% AMI	>30-50% AMI	>50-80% AMI	>80-100% AMI	Total
NUMBER OF HOUSEHOLDS										
Substandard Housing - Lacking complete plumbing or kitchen facilities	305	80	25	4	414	4	90	10	0	104
Severely Overcrowded - With >1.51 people per room (and complete kitchen and plumbing)	675	145	95	40	955	4	0	60	0	64
Overcrowded - With 1.01-1.5 people per room (and none of the above problems)	545	390	140	35	1,110	0	4	45	0	49
Housing cost burden greater than 50% of income (and none of the above problems)	9,230	940	60	0	10,230	780	495	340	35	1,650

Demo

	Renter					Owner				
	0-30% AMI	>30-50% AMI	>50-80% AMI	>80-100% AMI	Total	0-30% AMI	>30-50% AMI	>50-80% AMI	>80-100% AMI	Total
Housing cost burden greater than 30% of income (and none of the above problems)	2,135	3,415	815	120	6,485	160	795	665	380	2,000
Zero/negative Income (and none of the above problems)	1,110	0	0	0	1,110	90	0	0	0	90

Table 7 – Housing Problems Table

Alternate Data Source Name:
 2012-2016 CHAS Data
 Data Source
 Comments:

2. Housing Problems 2 (Households with one or more Severe Housing Problems: Lacks kitchen or complete plumbing, severe overcrowding, severe cost burden)

	Renter					Owner				
	0-30% AMI	>30-50% AMI	>50-80% AMI	>80-100% AMI	Total	0-30% AMI	>30-50% AMI	>50-80% AMI	>80-100% AMI	Total
NUMBER OF HOUSEHOLDS										
Having 1 or more of four housing problems	10,750	1,550	324	79	12,703	795	585	455	34	1,869
Having none of four housing problems	4,930	5,595	4,690	2,230	17,445	305	1,274	1,725	1,430	4,734
Household has negative income, but none of the other housing problems	1,105	0	0	0	1,105	90	0	0	0	90

Table 8 – Housing Problems 2

Demo

Alternate Data Source Name:
2012-2016 CHAS Data
Data Source
Comments:

3. Cost Burden > 30%

	Renter				Owner			
	0-30% AMI	>30-50% AMI	>50-80% AMI	Total	0-30% AMI	>30-50% AMI	>50-80% AMI	Total
NUMBER OF HOUSEHOLDS								
Small Related	880	1,545	240	2,665	25	305	315	645
Large Related	305	385	35	725	4	60	55	119
Elderly	525	305	140	970	75	145	40	260
Other	570	1,280	385	2,235	25	205	180	410
Total need by income	2,280	3,515	800	6,595	129	715	590	1,434

Table 9 – Cost Burden > 30%

Alternate Data Source Name:
2012-2016 CHAS Data
Data Source
Comments:

4. Cost Burden > 50%

	Renter				Owner			
	0-30% AMI	>30-50% AMI	>50-80% AMI	Total	0-30% AMI	>30-50% AMI	>50-80% AMI	Total
NUMBER OF HOUSEHOLDS								
Small Related	4,575	505	15	5,095	255	225	145	625
Large Related	910	110	0	1,020	70	45	25	140
Elderly	1,800	215	10	2,025	315	280	4	599
Other	2,860	225	35	3,120	215	125	140	480
Total need by income	10,145	1,055	60	11,260	855	675	314	1,844

Table 10 – Cost Burden > 50%

Alternate Data Source Name:
2012-2016 CHAS Data
Data Source
Comments:

5. Crowding (More than one person per room)

	Renter					Owner				
	0-30% AMI	>30-50% AMI	>50-80% AMI	>80-100% AMI	Total	0-30% AMI	>30-50% AMI	>50-80% AMI	>80-100% AMI	Total
NUMBER OF HOUSEHOLDS										
Single family households	935	385	120	65	1,505	4	4	45	0	53
Multiple, unrelated family households	115	125	65	0	305	0	0	4	0	4
Other, non-family households	170	20	50	10	250	0	0	55	0	55
Total need by income	1,220	530	235	75	2,060	4	4	104	0	112

Table 11 – Crowding Information – 1/2

Alternate Data Source Name:

2012-2016 CHAS Data

Data Source

Comments:

	Renter				Owner			
	0-30% AMI	>30-50% AMI	>50-80% AMI	Total	0-30% AMI	>30-50% AMI	>50-80% AMI	Total
Households with Children Present	3,715	1,905	770	6,390	6,890	150	155	7,195

Table 12 – Crowding Information – 2/2

Alternate Data Source Name:

2012-2016 CHAS Data

Data Source

Comments:

Describe the number and type of single person households in need of housing assistance.

According to the 2012-2016 American Community Survey (ACS), there were 45,845 households in 2016 in the City of Hartford. Based on this number of households, 16,275 (35.5%) of all households were single person households living alone. Single person households aged 65 and over consisted of 4,585 households or (10.0%) of all households. Based on the ACS estimates, 28.2% of all persons living alone are seniors, and it is presumed that as they age in place, additional accommodations and supportive services will be necessary for this portion of the City’s population. The City will need to assist in obtaining funding and collaborating with housing service providers and elderly support agencies to provide programs, activities and accommodations for the City’s growing elderly population.

Demo

According to the Greater Hartford CAN, there is a need for more permanent supportive housing, rapid rehousing, and supportive services to assist people who are homeless. The Housing First model's approach is to help individuals and families access and sustain permanent rental housing, as quickly as possible, without time limits, and with a standard lease agreement, as opposed to mandated therapy or services compliance. Then, offer a variety of services to promote housing stability and individual well-being on an as-needed basis. Lastly, address the issues that caused their homelessness. However, the CAN has calculated that only 20% of the homeless population is being served through existing programs and more needs to be done. Members of the CAN believe that Single-Room Occupancy Rentals, if managed well, could meet much of this need.

According to the Point In Time Count conducted on January 22, 2019, there were 487 individuals who were experiencing homelessness; 37 families; and 2 unaccompanied youth. It is estimated that 9,903 youth under age 25 experienced homelessness or unstable housing in the entire State of Connecticut. Youth homelessness in Hartford represents approximately 5% of the total youth homeless population.

Of the 916 families/individuals on the public housing waiting list as of February 12, 2020 (last waiting list available), 570, or 62%, are single-person households. This shows that there is a shortage of subsidized, affordable housing for single-person households, many of whom are elderly, disabled, and living on fixed-incomes.

Estimate the number and type of families in need of housing assistance who are disabled or victims of domestic violence, dating violence, sexual assault and stalking.

Disabled Population – Based on the CHAS Data and the ACS Data, it is estimated that 58.1% of all renters have a housing problem that includes cost overburdened by 30% or another type of housing problem. It is also estimated that 23.6% of all homeowners have a housing problem that includes cost overburdened by 30% or another type of housing problem. Additionally, 15.0% of the population appear to have a disability. From these estimates it can be deduced that approximately 8,357 disabled renters have a housing problem and approximately 1,023 disabled homeowners have a housing problem. A total of 18,295 (15.0% of the population) individuals have a disability. Of the total population: 2.6% have a hearing difficulty; 3.6% have a vision difficulty; 7.0% have a cognitive difficulty; 8.2% have an ambulatory difficulty; 3.3% have a self-care difficulty; and 6.7% have an independent living difficulty.

Victims of Domestic Violence, Dating Violence, sexual assault, and stalking – Local providers have estimated that domestic violence is increasing, and there is a greater need to provide shelter for victims. However, survivors are unlikely to identify as survivors and use the system over the phone. Statewide, shelters are at 120% of capacity for this population, as is the case for the City of Hartford. There is a high demand for additional shelter for victims of domestic violence, dating violence, sexual assault, and stalking. The 2019 Point In Time Count recorded 49 sheltered and 10 unsheltered adults fleeing domestic violence.

What are the most common housing problems?

The largest housing problem in the City of Hartford is housing affordability. According to the 2012-2016 ACS data, 58.1% of all renter households are cost overburdened by 30% or more, and 33.5% of all owner households are cost overburdened by 30% or more.

In consultations, interviews, and surveys, the most frequently cited housing issue is the poor condition of rental housing. Though there is rental housing that is technically affordable, it is not decent, safe, and sound rental housing. There is a need to provide higher quality rental housing to the residents of the City of Hartford.

Housing for the disabled is another unmet housing need and problem. The City's housing stock is older. The housing stock is historic and difficult and expensive to rehabilitate. Much of the housing is multi-story and multi-family housing creates more barriers for disabled individuals and families.

Are any populations/household types more affected than others by these problems?

Yes, the elderly and disabled populations are the most affected by the high cost of housing in the City of Hartford. The elderly and disabled are on fixed or limited incomes. The lack of affordable housing that is decent, safe, and sound, forces them into housing that does not meet code standards.

Other populations disproportionately affected by housing problems are minority populations, specifically residents who are Black/African American and Hispanic or Latino. The majority of households in the City are renter-occupied households, and low-income, minority renters are the most affected by housing problems.

The other large group affected by the lack of affordable housing is the homeless and persons at-risk of becoming homeless, including persons who are victims of domestic violence.

Describe the characteristics and needs of Low-income individuals and families with children (especially extremely low-income) who are currently housed but are at imminent risk of either residing in shelters or becoming unsheltered 91.205(c)/91.305(c)). Also discuss the needs of formerly homeless families and individuals who are receiving rapid re-housing assistance and are nearing the termination of that assistance

According to the area homeless service providers, the characteristics and needs of both low-income individuals and families with children who receive services in the City of Hartford are as follows:

Individuals: Mental Health issues; criminal histories which severely limit job opportunities; lack of sustainable living wages and skills for available jobs; a lack of transportation; a lack of quality affordable medical care; substance abuse issues; and those that formerly had housing, but were displaced or evicted.

Families with Children: Single mothers with an average of 2.5 children; no means of transportation; lack of affordable childcare; a lack of education; a lack of job skills; evictions; unemployed, or underemployed in a low paying job that cannot sustain a family with one income; a lack of quality affordable medical care; substance abuse issues; and those that formerly had housing but were displaced or evicted.

Formerly Homeless Individuals / Families Receiving Rapid Re-Housing Assistance Nearing Termination:

The CoC encourages these individuals to contribute to the CoC decision-making process. Every CAN in the State of Connecticut has homeless or formerly homeless persons on the Point In Time (PIT) committee and participating in the PIT Count, which contributes to outreach to the community.

Specific needs of former homeless individuals and families receiving rapid re-housing include: affordable and decent housing; job training; affordable medical care; and case management services, particularly for individuals that were formerly chronically homeless.

According to the Connecticut Balance of State CoC Application for 2019, recruitment of members in any Coordinated Access Network (CAN) is conducted through solicitation twice per year. Each CAN has a Youth Engagement Team Initiative (YETI) that includes young adults that have lived a homelessness experience.

If a jurisdiction provides estimates of the at-risk population(s), it should also include a description of the operational definition of the at-risk group and the methodology used to generate the estimates:

The Greater Hartford Coordinated Action Network (CAN) works with the local Police and the Department of Health and Human Services to assist populations that are at risk of homelessness. Persons and families at risk of homelessness are directed toward the 2-1-1 housing crisis line and encouraged to seek diversion. Diversion is the primary strategy to address those at imminent risk, and households are encouraged to visit the Diversion Center. If the Diversion Center cannot divert the household, they are directed toward the relevant program based on their special needs or lack thereof. Multiple organizations collaborate on the diversion initiative.

According to the HUD/HAP Standards and Operating Procedures Handbook, the definition of At Risk of Homelessness has three categories:

Category 1: Individuals and families who

- Have annual incomes below 30% AMI; AND
- Do not have sufficient resources or support networks immediately available to prevent literal homelessness; AND
- Meet at least one of 7 conditions
- Moved 2 or more times due to economic reasons in 60 days prior to application for assistance

Demo

- Living in home of another due to economic hardship
- Lost housing within 21 days after application date
- Live in hotel/motel. Hotel/motel not paid for by charitable organizations or Federal/state/local government program
- Live in a severely overcrowded unit as defined by the US Census Bureau (Lives in a SRO or efficiency apartment unit in which there reside more than two persons, or lives in a larger housing unit in which there reside more than 1.5 persons per room as defined by the US Census Bureau.)
- Exiting publicly-funded institution or system of care (e.g. health care facility, mental health facility, foster care or other youth facility or correction program or institution.)
- Lives in housing associated with instability and increased risk of homelessness as defined in the Consolidated Plan.

Category 2: Children/youth who do not qualify under other Federal Statutes;

- Do not include children/youth who qualify under the homeless definition including: Section 387(3) of the Runaway and Homeless Youth Act (42 U.S.C. 5732a (3)); Section 637 (11) of the Head Start Act (42 U.S. C. 9832 (11)); Section 41403(6) of the Violence Against Women Act of 1994 (42 U.S.C.; 14043e-2 (6)); Section 330(h) (5) (A) of the Public Health Service Act (42 U.S.C. 2254 b(h)(5)(A)); Section 3 (m) of the Food and Nutrition Act of 2008 (7 U.S.C. 2012 (m)); Section 17 (b) (15) of the Child Nutrition Act of 1966 (42 U.S.C. 1786 (b) (15))

Category 3: Unaccompanied children and youth and their families who:

- Qualify as homeless under the Education for Children and Youth [(Section 725 (2)) of the McKinney Vento Homeless Assistance Act [42 U.S.C. 11434a (2)] and parent or guardian of that child or youth if living with her or him.

Specify particular housing characteristics that have been linked with instability and an increased risk of homelessness

According to HUD, those at risk of homelessness can be defined in this manner:

Imminent Risk of Homelessness - Persons who are housed and who are at imminent risk of losing housing, including people who at program entry or program exit are experiencing one of the following:

- Being evicted from a private dwelling unit (including housing provided by family/friends);
- Being discharged from a hospital or other institution;
- Living in a hotel or motel and lacking the financial resources to remain housed in that establishment; or
- Living in housing that has been condemned by housing officials and is no longer considered meant for human habitation.

Demo

Additionally, a person residing in one of these places must also meet the following two conditions:

- Have no appropriate subsequent housing options identified; and
- Lack the financial resources and support networks needed to obtain immediate housing or remain in existing housing.

Unstably housed and at risk of losing their housing - persons who are housed and are at risk of losing housing include people who at program entry or program exit:

- Are in their own housing or doubled up with friends or relatives and are at risk of losing their housing due to high housing costs, conflict, or other conditions negatively impacting their ability to remain housed;
- Living in a hotel or motel and lacking the financial resources to remain housed in the establishment; and
- Lack the resources and support networks needed to maintain or obtain housing

The shortage of decent, safe, and sanitary housing in the City has increased the cost of rentals which creates instability and an increased risk of homelessness for lower income families in the area. Many families are living from paycheck to paycheck and are paying over 30% of their income for housing. The Greater Hartford CAN encourages individuals that contact them who are at imminent risk of losing their housing to visit the Diversion Center, where they can explore options before entering the system of homelessness.

The City of Hartford puts special focus on assisting the re-entry population in finding housing as well. This population is frequently cited as being housing unstable, due to the lack of affordable housing within the City and the additional barriers that this population faces to finding employment. Interviews with the re-entry population in the City of Hartford discussed difficulties obtaining employment, and the instability of employment for a person with a criminal record that can lead them to unplanned termination. These sudden terminations can lead individuals back into homelessness.

Discussion

Not Applicable.

NA-15 Disproportionately Greater Need: Housing Problems – 91.205 (b)(2)

Assess the need of any racial or ethnic group that has disproportionately greater need in comparison to the needs of that category of need as a whole.

Introduction

During the planning process for the preparation of the City of Hartford’s Five Year Consolidated Plan, an evaluation and comparison was made to determine if any racial or ethnic group is disproportionately affected by housing problems in the City. Disproportionately greater need is defined as a group having at least 10 percentage points higher than the percentage of persons as a whole. According to the 2012-2016 American Community Survey, the total number of White Households in the City of Hartford is 17,494 households (38.2%); its number of Black/African American Households is 17,527 households (38.2%); its number of Asian Households is 1,483 households (3.2%); and its number of Hispanic Households is 18,849 households (41.1%). The CHAS data has slightly different household counts. According to the 2012-2016 CHAS Data, the total number of White Households in the City of Hartford is 7,820 households (17.1%); the number of Black/African American Households is 16,455 households (35.9%); the number of American Indian and Alaska Native is 79 households (0.2%), the number of Asian Households is 1,454 households (3.2%); the number of Native Hawaiian and Other Pacific Islander is 0 households (0%), and the number of Hispanic Households is 18,855 households (41.2%).

0%-30% of Area Median Income

Housing Problems	Has one or more of four housing problems	Has none of the four housing problems	Household has no/negative income, but none of the other housing problems
Jurisdiction as a whole	13,825	2,930	1,195
White	1,475	290	225
Black / African American	4,625	745	325
Asian	220	55	105
American Indian, Alaska Native	35	15	0
Pacific Islander	0	0	0
Hispanic	7,225	1,765	505
0	0	0	0

Table 13 - Disproportionally Greater Need 0 - 30% AMI

Alternate Data Source Name:

2012-2016 CHAS Data

Data Source Comments:

*The four housing problems are:

1. Lacks complete kitchen facilities,
2. Lacks complete plumbing facilities,
3. More than one person per room,
4. Cost Burden greater than 30%

30%-50% of Area Median Income

Housing Problems	Has one or more of four housing problems	Has none of the four housing problems	Household has no/negative income, but none of the other housing problems
Jurisdiction as a whole	6,339	2,645	0
White	785	400	0
Black / African American	2,745	1,070	0
Asian	94	20	0
American Indian, Alaska Native	25	0	0
Pacific Islander	0	0	0
Hispanic	2,485	1,130	0
0	0	0	0

Table 14 - Disproportionally Greater Need 30 - 50% AMI

Alternate Data Source Name:
2012-2016 CHAS Data
Data Source Comments:

*The four housing problems are:

1. Lacks complete kitchen facilities,
2. Lacks complete plumbing facilities,
3. More than one person per room,
4. Cost Burden greater than 30%

50%-80% of Area Median Income

Housing Problems	Has one or more of four housing problems	Has none of the four housing problems	Household has no/negative income, but none of the other housing problems
Jurisdiction as a whole	2,264	4,935	0
White	475	850	0
Black / African American	690	2,040	0
Asian	85	75	0
American Indian, Alaska Native	4	0	0
Pacific Islander	0	0	0
Hispanic	945	1,775	0
0	0	0	0

Table 15 - Disproportionally Greater Need 50 - 80% AMI

Alternate Data Source Name:
2012-2016 CHAS Data
Data Source Comments:

*The four housing problems are:

1. Lacks complete kitchen facilities,
2. Lacks complete plumbing facilities,
3. More than one person per room,
4. Cost Burden greater than 30%

80%-100% of Area Median Income

Housing Problems	Has one or more of four housing problems	Has none of the four housing problems	Household has no/negative income, but none of the other housing problems
Jurisdiction as a whole	625	3,165	0
White	120	695	0
Black / African American	250	1,255	0
Asian	50	110	0
American Indian, Alaska Native	0	0	0
Pacific Islander	0	0	0
Hispanic	195	965	0
0	0	0	0

Table 16 - Disproportionally Greater Need 80 - 100% AMI

Alternate Data Source Name:

2012-2016 CHAS Data

Data Source Comments:

*The four housing problems are:

1. Lacks complete kitchen facilities,
2. Lacks complete plumbing facilities,
3. More than one person per room,
4. Cost Burden greater than 30%

Discussion

In the 0-30% Area Median Income category, African American/Black households had one or more housing problems, with a proportional need at 33.5%. Hispanic or Latino households at 0-30% of Area Median Income have a disproportionate need at 52.2%. In the 30-50% Area Median Income category, African American/Black households and Hispanic or Latino households have proportional need at 43.3% and 39.2% respectively. There are no other racial or ethnic groups with disproportionate need at any other income levels.

NA-20 Disproportionately Greater Need: Severe Housing Problems – 91.205 (b)(2)

Assess the need of any racial or ethnic group that has disproportionately greater need in comparison to the needs of that category of need as a whole.

Introduction

During the planning process for the preparation of the City of Hartford’s Five Year Consolidated Plan, an evaluation and comparison was made to determine if any racial or ethnic group is disproportionately affected by severe housing problems in the City. Disproportionately greater need is defined as a group having at least 10 percentage points higher than the percentage of persons as a whole. Data detailing information by racial group and Hispanic origin has been compiled from the CHAS data and the 2012-2016 American Community Survey 5-Year Estimates. The following tables illustrate the disproportionate needs of the City of Hartford.

0%-30% of Area Median Income

Severe Housing Problems*	Has one or more of four housing problems	Has none of the four housing problems	Household has no/negative income, but none of the other housing problems
Jurisdiction as a whole	11,545	5,235	1,195
White	1,260	515	225
Black / African American	3,850	1,525	325
Asian	200	75	105
American Indian, Alaska Native	35	15	0
Pacific Islander	0	0	0
Hispanic	5,995	3,000	505
0	0	0	0

Table 17 – Severe Housing Problems 0 - 30% AMI

Alternate Data Source Name:

2012-2016 CHAS Data

Data Source Comments:

*The four severe housing problems are:

1. Lacks complete kitchen facilities,
2. Lacks complete plumbing facilities,
3. More than 1.5 persons per room,
4. Cost Burden over 50%

30%-50% of Area Median Income

Severe Housing Problems*	Has one or more of four housing problems	Has none of the four housing problems	Household has no/negative income, but none of the other housing problems
Jurisdiction as a whole	2,135	6,869	0
White	255	935	0
Black / African American	810	3,005	0
Asian	85	34	0
American Indian, Alaska Native	10	15	0
Pacific Islander	0	0	0
Hispanic	925	2,695	0
Other	0	0	0

Table 18 – Severe Housing Problems 30 - 50% AMI

Alternate Data Source Name:
2012-2016 CHAS Data
Data Source Comments:

*The four severe housing problems are:

1. Lacks complete kitchen facilities, 2. Lacks complete plumbing facilities, 3. More than 1.5 persons per room, 4. Cost Burden over 50%

50%-80% of Area Median Income

Severe Housing Problems*	Has one or more of four housing problems	Has none of the four housing problems	Household has no/negative income, but none of the other housing problems
Jurisdiction as a whole	779	6,415	0
White	180	1,140	0
Black / African American	180	2,550	0
Asian	25	135	0
American Indian, Alaska Native	4	0	0
Pacific Islander	0	0	0
Hispanic	370	2,350	0
Other	0	0	0

Table 19 – Severe Housing Problems 50 - 80% AMI

Alternate Data Source Name:
2012-2016 CHAS Data
Data Source Comments:

*The four severe housing problems are:

Demo

1. Lacks complete kitchen facilities, 2. Lacks complete plumbing facilities, 3. More than 1.5 persons per room, 4. Cost Burden over 50%

80%-100% of Area Median Income

Severe Housing Problems*	Has one or more of four housing problems	Has none of the four housing problems	Household has no/negative income, but none of the other housing problems
Jurisdiction as a whole	113	3,660	0
White	8	795	0
Black / African American	45	1,460	0
Asian	25	135	0
American Indian, Alaska Native	0	0	0
Pacific Islander	0	0	0
Hispanic	35	1,120	0
Other	0	0	0

Table 20 – Severe Housing Problems 80 - 100% AMI

Alternate Data Source Name:
2012-2016 CHAS Data
Data Source Comments:

*The four severe housing problems are:

1. Lacks complete kitchen facilities, 2. Lacks complete plumbing facilities, 3. More than 1.5 persons per room, 4. Cost Burden over 50%

Discussion

At the 0-30% Median Income Category, Hispanic or Latino households have a disproportionately greater need in terms of severe housing problems at 51.9%. All other housing problems were proportional to household populations in the City of Hartford based on income. There were no other racial or ethnic groups that disproportionately experience severe housing problems.

NA-25 Disproportionately Greater Need: Housing Cost Burdens – 91.205 (b)(2)

Assess the need of any racial or ethnic group that has disproportionately greater need in comparison to the needs of that category of need as a whole.

Introduction:

During the planning process for the preparation of the City of Hartford’s Five Year Consolidated Plan, an evaluation and comparison was made to determine if any racial or ethnic group is disproportionately affected by housing problems in the City. Disproportionately greater need is defined as a group having at least 10 percentage points higher than the percentage of persons as a whole.

The greatest housing problem facing the City of Hartford is the lack of affordable housing and the fact that many of the City’s lower income households are paying more than 30% of their total household income on housing related costs. The following information was noted: 1,260 White households were cost overburdened by 30% to 50%, and 4,790 White households were severely cost overburdened by greater than 50%; 3,725 Black/African American households were cost overburdened by 30% to 50%, and 7,935 Black/African American households were severely cost overburdened by greater than 50%; and lastly, 3,985 Hispanic households were cost overburdened by 30% to 50%, and 7,920 Hispanic households were severely cost overburdened by greater than 50%.

Housing Cost Burden

Housing Cost Burden	<=30%	30-50%	>50%	No / negative income (not computed)
Jurisdiction as a whole	22,265	9,405	12,940	1,245
White	4,790	1,260	1,550	225
Black / African American	7,935	3,725	4,470	345
Asian	970	150	235	105
American Indian, Alaska Native	25	20	35	0
Pacific Islander	0	0	0	0
Hispanic	7,920	3,985	6,410	535

Table 21 – Greater Need: Housing Cost Burdens AMI

Alternate Data Source Name:
2012-2016 CHAS Data
Data Source Comments:

Discussion:

No racial or ethnic group was disproportionately affected by a housing cost overburden by 30% in the City of Hartford. A total of 6,410 Hispanic households were considered severely cost overburdened by

Demo

greater than 50%, which is 49.5% of the total number of households that were considered cost overburdened by greater than 50%. This number is slightly higher than the 41.2% of the total number of households that the Hispanic category comprises. 34.5 % of Black/African American households were considered to be severely cost overburdened by greater than 50%. This is lower than the 38.2% of the total number of households that the Black/African American category comprises.

A total of 1,260 White households were considered cost overburdened by between 30% and 50%, which is 13.4% of the total cases of households that were considered cost overburdened by between 30% and 50%. This number is below the 17.1% of the total number of households that the White category comprises. Additionally, a total of 3,985 Hispanic households were considered cost overburdened by between 30% and 50%, which is 42.4% of the total cases of households that were considered cost overburdened by between 30% and 50%. This number is comparable to the 41.2% of the total number of households that the Hispanic category comprises. A total of 3,725 Black/African American households were considered cost overburdened by between 30% and 50%, which is 39.6% of the total cases of households that were considered cost overburdened by between 30% and 50%. This number is slightly below the 38.2% of the total number of households that the Black/African American category comprises. No other racial or ethnic group has a disproportionately higher instance of cost burden than its household population.

A total of 4,470 White households were considered severely cost overburdened by greater than 50%, which is 34.5% of the total cases of households that were considered cost overburdened by greater than 50%. This number is below the 45.8% of the total number of households that the White category comprises.

NA-30 Disproportionately Greater Need: Discussion – 91.205(b)(2)

Are there any income categories in which a racial or ethnic group has disproportionately greater need than the needs of that income category as a whole?

According to the 2012-2016 American Community Survey, the total number of White Households in the City of Hartford is 17,494 households (38.2%); the number of Black/African American Households is 17,527 (38.2%); the number of Asian Households is 1,483 households (3.2%); and the number of Hispanic/Latino Households is 18,849 households (41.1%). There is one disproportionately impacted group in terms of having a housing problem: the 0-30% AMI Hispanic/Latino racial/ethnic group. There is one disproportionately impacted group in terms of having a severe housing problem: the 0-30% AMI Hispanic racial/ethnic group. There were no other disproportionately impacted racial/ethnic groups in terms of having a housing cost overburden.

When examining the percentage of each racial or ethnic group that has a housing problem, a severe housing problem, or its cost of housing is overburdened, compared to that racial or ethnic group overall, a different picture presents itself. According to the 2012-2016 CHAS data: 16.1% of all White households, 22.6% of Black/African American households, 25.3% of American Indian and Alaska Native households, 10.3% of Asian households, and 21.1% of Hispanic households are cost-overburdened by 30%-50%. There are 19.8% of White households, 0.3% of Black/African American households, 44.3% of American Indian and Alaska Native households, 0.2% of Asian households, and 34% of Hispanic households which are cost overburdened by over 50%. When examining housing problems, 36.5% of White households, 50.5% of Black/African American households, 81% of American Indian and Alaska Native households, 30.9% of Asian households, and 57.5% of Hispanic households have a housing problem. The numbers are lower for severe housing problems: 21.8% of White households, 29.7% of Black/African American households, 62% of American Indian and Alaska Native households, 23% of Asian households, and 38.8% of Hispanic households are experiencing a severe housing problem. Overall, these numbers show that Hispanic or Latino households in the City of Hartford are much more likely to experience a housing problem than to be cost overburdened, and that minority households in general are more likely to be cost-overburdened and have a housing problem than White households.

When comparing the housing problem numbers to the cost-overburdened numbers, it seems that cost overburdens affect all minorities, but African American/Black families are most likely to be cost overburdened or severely cost overburdened. 44.3% of African American/Black households are considered severely cost overburdened. African American/Black populations also have a disproportionate amount of housing problems and severe housing problems, such as overcrowding or incomplete kitchen or plumbing facilities. 33.5% of this population at 0%-30% area median income has at least one housing problem, and 33.3% of this population at 0%-30% area median income has at least one severe housing problem. Consultations with social service providers and housing providers support this information, as these organizations have reported the poor housing conditions in the largely Black/African American and Hispanic or Latino neighborhoods. Rents in those areas have increased

significantly while incomes have not. Thus, there is a need to provide assistance for the Black/African American and Hispanic or Latino Neighborhoods in the City of Hartford.

American Indian or Alaska Native households were more likely to face housing problems such as overcrowding or incomplete kitchen or plumbing facilities and cost overburden, with 81% of households experiencing at least one housing problem, and 62% of households experiencing at least one severe housing problem.

If they have needs not identified above, what are those needs?

Because the residents of the City are disproportionately renters, the practices of absentee landlords affect residents of the City. Many of the issues with housing affordability and the low quality of rental housing can be attributed to the number of absentee landlords.

Many properties are historic, which creates barriers to accessibility for older residents, and a higher cost of rehabilitation work.

Are any of those racial or ethnic groups located in specific areas or neighborhoods in your community?

HUD defines an area of minority concentration as a Block Group that has 20% higher minority population than the minority population in a housing market, or a minority population greater than 50%, based on whichever is lower. Because the City of Hartford's minority population is 85.2%, the 50% threshold is used. A list of neighborhoods that are considered areas of minority concentration is included in the appendices.

Attached to this Plan in the Executive Summary section are maps which illustrate the City of Hartford's demographics.

NA-35 Public Housing – 91.205(b)

Introduction

The Housing Authority of the City of Hartford (HACH) is the local public housing agency serving the City. The Housing Authority owns and manages 988 units of public housing, including four (4) communities targeted to elderly and disabled housing. In addition, the Housing Authority of the City of Hartford administers 1,620 Section 8 Housing Choice Vouchers, 1 Mainstream Voucher, 11 Family Reunification Vouchers, 160 Tenant Protection Vouchers, and 120 VASH vouchers. HACH has undergone RAD conversion of two (2) of its developments, and has received 178 Project Vouchers after RAD conversion. Additionally, HACH has 109 project-based vouchers.

The mission of the Housing Authority of the City of Hartford is to be a fiscally sound agency that provides safe, decent, and affordable high-quality homeownership choices. HACH strives to become closer to its resident and community partners while being a positive catalyst for the creation of economic opportunities and independence in diverse communities.

In addition to the Housing Authority, the City of Hartford also administers Section 8 Housing Choice Vouchers through its Development Services Department under the agency name of the City of Hartford Housing Authority. Development Services administers 5,100 vouchers, 100 of which are Section 8 Project-Based Vouchers. Development Services also administers five (5) VASH vouchers.

Totals in Use

	Program Type								
	Certificate	Mod-Rehab	Public Housing	Vouchers			Special Purpose Voucher		
				Total	Project - based	Tenant - based	Veterans Affairs Supportive Housing	Family Unification Program	Disabled *
# of units vouchers in use	81	183	934	6,525	49	6,392	18	62	0

Table 22 - Public Housing by Program Type

*includes Non-Elderly Disabled, Mainstream One-Year, Mainstream Five-year, and Nursing Home Transition

Data Source: PIC (PIH Information Center)

Characteristics of Residents

	Program Type							
	Certificate	Mod-Rehab	Public Housing	Vouchers			Special Purpose Voucher	
				Total	Project - based	Tenant - based	Veterans Affairs Supportive Housing	Family Unification Program
# Homeless at admission	0	0	0	2	1	1	0	0
# of Elderly Program Participants (>62)	6	33	287	1,327	20	1,307	0	0
# of Disabled Families	6	12	311	1,673	10	1,651	4	8
# of Families requesting accessibility features	81	183	934	6,525	49	6,392	18	62
# of HIV/AIDS program participants	0	0	0	0	0	0	0	0
# of DV victims	0	0	0	0	0	0	0	0

Table 23 – Characteristics of Public Housing Residents by Program Type

Data Source: PIC (PIH Information Center)

Race of Residents

Race	Program Type								
	Certificate	Mod-Rehab	Public Housing	Vouchers			Special Purpose Voucher		
				Total	Project - based	Tenant - based	Veterans Affairs Supportive Housing	Family Unification Program	Disabled *
White	49	137	616	4,338	23	4,254	11	48	0

Demo

Program Type									
Race	Certificate	Mod-Rehab	Public Housing	Vouchers					
				Total	Project - based	Tenant - based	Special Purpose Voucher		
							Veterans Affairs Supportive Housing	Family Unification Program	Disabled *
Black/African American	32	46	314	2,165	26	2,117	7	13	0
Asian	0	0	3	13	0	12	0	1	0
American Indian/Alaska Native	0	0	1	6	0	6	0	0	0
Pacific Islander	0	0	0	3	0	3	0	0	0
Other	0	0	0	0	0	0	0	0	0

*includes Non-Elderly Disabled, Mainstream One-Year, Mainstream Five-year, and Nursing Home Transition

Table 24 – Race of Public Housing Residents by Program Type

Data Source: PIC (PIH Information Center)

Ethnicity of Residents

Program Type									
Ethnicity	Certificate	Mod-Rehab	Public Housing	Vouchers					
				Total	Project - based	Tenant - based	Special Purpose Voucher		
							Veterans Affairs Supportive Housing	Family Unification Program	Disabled *
Hispanic	48	133	583	4,083	22	4,029	4	27	0
Not Hispanic	33	50	351	2,442	27	2,363	14	35	0

*includes Non-Elderly Disabled, Mainstream One-Year, Mainstream Five-year, and Nursing Home Transition

Table 25 – Ethnicity of Public Housing Residents by Program Type

Data Source: PIC (PIH Information Center)

Section 504 Needs Assessment: Describe the needs of public housing tenants and applicants on the waiting list for accessible units:

The Housing Authority of the City of Hartford receives about 100 accommodation requests per year for both its Low-Income Public Housing (LIPH) and Section 8 Housing Choice Voucher programs. Additionally, Development Services tracks the number of disabled applicants on its waiting list for Housing Choice Vouchers, and there were three (3) disabled applicants in 2019. The demand for accessible housing for low-income households is approximately 203 units per year.

HACH addresses requests for accommodations by hiring a consultant as the Housing Authority's 504 Coordinator. The consultant follows up with requests for accommodations for a verbal or written verification of a need for an accommodation. The consultant then reaches out to a requestor's doctor for acknowledgement, as well as a follow-up with doctors that do not reply. Once there is confirmation of the need for an accessible unit, the Housing Authority makes the necessary accommodations.

Most immediate needs of residents of Public Housing and Housing Choice voucher holders

The Housing Authority of the City of Hartford has identified that there is a need for more affordable rental housing for the extremely low income population of the City. There is a need to address housing for subpopulations of the extremely low income population, including elderly families and families with disabilities, as well as households of racial and ethnic minorities. HACH also identifies the need to deconcentrate communities of poverty. To that end, both HACH and the City's Development Services Department attempt to construct or rehabilitate affordable rental housing outside of areas of concentrated poverty, and to recruit Section 8 Housing Choice Voucher landlords outside of areas of concentration of poverty.

How do these needs compare to the housing needs of the population at large

The needs of the existing public housing residents and Housing Choice Voucher Holders are not similar to the population at large which has a much higher income. Moderate-income Public Housing residents are living in decent, safe, and sanitary housing that is affordable to them since they are in a higher income bracket than other low- and extremely low-income residents. However, the needs of individuals who are not residents of Public Housing or Housing Choice Vouchers holders, but who are very low income, are similar. There is an overall need for accommodations for the disabled and for affordable housing for the elderly. Because the majority of the residents of the City are renters, the rental needs of voucher holders are similar to those with higher incomes.

Discussion

Not Applicable.

NA-40 Homeless Needs Assessment – 91.205(c)

Introduction:

The City of Hartford is a member of the Connecticut Balance of State CoC, which is divided into Coordinated Action Networks (CANs). Journey Home, as the coordinating agency of the Greater Hartford CAN, is responsible for ensuring that the goals of ending chronic homelessness in the continuum are met. Journey Home serves not only as the CoC lead, but also as the HMIS administrator and the Coordinated Intake operator.

Homeless Needs Assessment

Population	Estimate the # of persons experiencing homelessness on a given night		Estimate the # experiencing homelessness each year	Estimate the # becoming homeless each year	Estimate the # exiting homelessness each year	Estimate the # of days persons experience homelessness
	Sheltered	Unsheltered				
Persons in Households with Adult(s) and Child(ren)	63	0	174	140	143	62
Persons in Households with Only Children	0	2	0	0	0	0
Persons in Households with Only Adults	350	72	1,318	1,048	1,074	89
Chronically Homeless Individuals	38	7	115	45	92	202
Chronically Homeless Families	0	0	8	2	7	191
Veterans	16	2	65	58	55	64
Unaccompanied Child	0	0	0	0	0	0
Persons with HIV	7	1	0	0	0	0

Table 26 - Homeless Needs Assessment

Data Source Comments: Data from the 2019 Point in Time Count and 2019 Annual Homeless Assessment Report for the Connecticut BOS CoC and Greater Hartford CAN.

Demo

Indicate if the homeless population is: Has No Rural Homeless

If data is not available for the categories "number of persons becoming and exiting homelessness each year," and "number of days that persons experience homelessness," describe these categories for each homeless population type (including chronically homeless individuals and families, families with children, veterans and their families, and unaccompanied youth):

Chronically homeless individuals and families – HUD has defined chronic homelessness as an individual or family with a disabling condition (mental or physical) who has been continuously homeless for a year or more, or has had at least four episodes of homelessness in the past three years. The Chronically Homeless are homeless and/or live or reside in a place not meant for human habitation, a safe haven, or in an emergency shelter. The Greater Hartford CAN utilizes Coordinated Entry (through Coordinated Access) to match chronically homeless individuals to permanent housing. The Greater Hartford CAN partners with the police to conduct targeted outreach, but there is a need to create partnerships with the City’s Emergency Medical Services as well. The CoC has reduced its chronic homeless population to 45 single individuals from a high point of 179 in 2012.

Families with children – Families with children need rent and utility assistance to prevent homelessness in emergency situations, and there is also a need for transportation and car repair, as well as child care in evening/nighttime hours for working parents. Families are encouraged to go through the diversion process by scheduling an appointment with Mercy Housing when they are within 14 days of becoming homeless, where representatives of the Greater Hartford CAN assist the family in finding a place to stay without entering the system. The Diversion Center will also work directly with families in hotels. There were 37 homeless families with children according to the 2019 Point In Time Count.

Veterans and their families – The State of Connecticut has prioritized working with homeless veterans. The State of Connecticut and the Greater Hartford CAN have brought the number of chronically homeless veterans to functional 0. The progress made on assisting homeless veterans has been due to partnerships with the VA and the prioritization of Supportive Services for Veteran Families (SSVF) funding to serve about 900 veterans statewide with 140 beds, as well as a number of effective outreach efforts and a “by-name” list of veterans seeking care. Additionally,

Demo

Mercy Housing and Shelter Corporation's Homelessness Prevention and Rapid Re-Housing Program (HPRP) provides employment assistance for veterans at risk of becoming homeless. A total of 18 veterans were counted in the 2019 Point In Time Count.

Unaccompanied youth – Teens aging out of foster care, and young adults in the 18-24 transition stage can be hard to locate. Specific needs of those in a doubled-up situation, who may be “couch-surfing”, are conflict resolution, mediation, and employment assistance to prevent imminent homelessness without income. Children aging out of foster care are protected by laws to ensure that youth are not discharged into homelessness. Homeless youth will not always identify themselves as homeless, creating difficulties in accurately counting the number of youth that are homeless. The Youth Engagement Team Initiative for the Greater Hartford CAN attempts to bring together stakeholders to focus on providing housing solutions for homeless youth. There is also a need to target interventions to LGBTQIA+ homeless youth and to provide trauma-informed care, as unaccompanied youth who are homeless are frequently victims of domestic abuse. There were 2 unaccompanied youth counted in the 2019 Point In Time Count.

Nature and Extent of Homelessness: (Optional)

Race:	Sheltered:	Unsheltered (optional)
White	180	31
Black or African American	190	30
Asian	1	0
American Indian or Alaska Native	10	2
Pacific Islander	7	0
Ethnicity:	Sheltered:	Unsheltered (optional)
Hispanic	129	14
Not Hispanic	284	60

Data Source
Comments:

Estimate the number and type of families in need of housing assistance for families with children and the families of veterans.

Families with Children – According to the 2019 Point-in-Time Count conducted on January 22, 2019, there were 26 families with children that were experiencing homelessness. There are 61 emergency shelter beds and 284 permanent supportive housing beds for families in the City of Hartford. Some families in the region are more vulnerable than others, particularly families composed of single female householders and their children, but there are disproportionately fewer shelters for women in the area than there are for men. There is also a need to restructure family shelters to serve all types of family compositions. Additional needs for these families include affordable housing and employment options that can meet the high cost of housing, and affordable childcare to assist 2nd and 3rd shift workers.

Families of Veterans - According to the 2019 Point-in-Time Count conducted on January 22, 2019, there were 18 Veterans, all of whom were sheltered. The State of Connecticut has prioritized working with homeless veterans. The State of Connecticut and the Greater Hartford CAN have brought the number of chronically homeless veterans to functional 0. Supportive Services for Veteran Families (SSVF) funding is used to support families of veterans, and 100-200 families of veterans are served in the City of Hartford annually. Additionally, HPRP provides employment assistance for veterans at risk of becoming homeless.

Describe the Nature and Extent of Homelessness by Racial and Ethnic Group.

The homeless in the Greater Hartford CAN are mostly Hispanic, and the second most common racial/ethnic group of homeless are Black or African American. When looking more closely at the breakdown of unsheltered homeless, Hispanics make up the majority of unsheltered persons, at 83.3% of unsheltered homeless. Black or African American persons make up approximately half (48.9%) of the

sheltered population and slightly less than half (41.7%) of the unsheltered population, which coincides with the demographic breakdowns of the City. However, the population that is at risk of homelessness due to exiting incarceration is disproportionately Black/African American compared to the rest of the City and region. Many of the shelters in the region have undergone trainings on racial justice to address this disparity.

Describe the Nature and Extent of Unsheltered and Sheltered Homelessness.

“Unsheltered Homelessness” refers to the segment of the homeless community who do not have ordinary lawful access to buildings in which to sleep, as referred to in the HUD definition as persons occupying “place not meant for human habitation” (examples: bus stop, beach, riverbed, van, RV, sidewalk). Many of the unsheltered homeless suffer from substance abuse and/or mental illness, and are reluctant to abide by the rules of the shelter.

The Greater Hartford CAN has focused its efforts on reducing the number of chronically homeless adults and veterans who are unmatched to housing. There are currently 9 unmatched individuals that have yet to be matched to permanent supportive housing, and the number of chronic homeless in the City of Hartford has decreased from 179 in 2012 to 45 in 2019. There were 0 chronically homeless veterans, which is down from 20 in 2013, when it reached its highest number of homeless.

Matching unsheltered homeless youth to shelters has been a priority of the CAN. Homeless youth are less likely to identify themselves as homeless than adults, and this can include youth as old as 24 who are community college students. Homeless youth may be victims of domestic violence and running away due to these factors, but are unlikely to report this. The Youth Engagement Team of the YETI has worked to bring stakeholders together to serve homeless youth. There is an initiative to get a specific count of homeless youth, and 95 youth were housed over 100 days in the City.

LGBTQIA+ people who go through diversion are more likely to decline shelter than non-LGBTQIA+ people due to a history of being stigmatized in shelters. There are LGBTQIA+ advocacy organizations that are members of the YETI and who assist these populations seeks shelter. However, there is a need for targeted outreach to people who are transgender that are in need of shelter.

Discussion:

The goals of the Greater Hartford CAN include encouraging Ryan White providers and organizations that work with persons with HIV/AIDS to become involved in the homelessness system. Another priority of the Greater Hartford CAN is to manage disparities in homelessness that beset the LGBTQIA+ community in Hartford.

NA-45 Non-Homeless Special Needs Assessment - 91.205 (b,d)

Introduction:

The assessment of non-homeless special needs includes the following:

- Elderly persons (age 65 years and older)
- Frail elderly
- Persons who identify as LGBTQIA+
- Persons with mental, physical and/or developmental disabilities
- Persons with alcohol or other drug additions
- Persons with HIV/AIDS and their families
- Persons exiting incarceration
- Victims of domestic violence, dating violence, sexual assault, and stalking

The housing needs of each of these groups were determined by consultation with social service providers and statistical information provided by social service providers.

HOPWA

Current HOPWA formula use:	
Cumulative cases of AIDS reported	5,987
Area incidence of AIDS	45
Rate per population	4
Number of new cases prior year (3 years of data)	2,083
Rate per population (3 years of data)	173
Current HIV surveillance data:	
Number of Persons living with HIV (PLWH)	3,383
Area Prevalence (PLWH per population)	280
Number of new HIV cases reported last year	99

Table 27 – HOPWA Data

Data Source Comments:

HIV Housing Need (HOPWA Grantees Only)

Type of HOPWA Assistance	Estimates of Unmet Need
Tenant based rental assistance	45
Short-term Rent, Mortgage, and Utility	40
Facility Based Housing (Permanent, short-term or transitional)	20

Table 28 – HIV Housing Need

Alternate Data Source Name:

HOPWA CAPER and HOPWA Beneficiary Ver. Wksht.

Data Source Comments:

Describe the characteristics of special needs populations in your community:

- Elderly Persons are defined as persons who are age 62 years of age and older. According to the 2013-2017 American Community Survey, elderly persons over 62 years represent 12.9% of the City's total population. Approximately 1.3% of the overall population are age 85 years and older. In addition, roughly 12.8% of the total elderly population (aged 65 and over) live alone, as a single person household (10.2% of the total number of households).
- Frail Elderly are those persons who are elderly and have some type of disability, ranging from a hearing loss, vision difficulty, cognitive difficulty, ambulatory problems, and lack of self-help skills. It is estimated that approximately 46.9% of the total elderly population (over 65 years of age) are considered to be frail elderly.
- Persons who identify as LGBTQIA+ are disproportionately more likely to be homeless. According to the 2018 Data Haven demographics, 8.8% of the population of Hartford identifies itself as LGBTQIA+. This population is disproportionately more likely to contract HIV/AIDS. 66% of HIV/AIDS diagnoses in 2018 were diagnosed in individuals who have had homosexual contact.
- Persons with mental, physical and developmental disabilities, according to the ACS data for 2013-2017, comprise 13.9% (14,285 persons) of the City of Hartford's total population and are classified as "disabled."
- Persons with HIV/AIDS and their families comprise a small percentage of the region's overall population. According to the Center for Disease Control and Prevention, HIV Surveillance data, there were 5,987 HIV/AIDS cases living in the Hartford Region according to the CDC's "2018 Annual HIV Surveillance Summary Report."
- Persons exiting incarceration are another population that experiences additional barriers to affordable housing and employment. The City of Hartford has targeted this subpopulation to assist them in transitioning out of incarceration and operates a Re-Entry Center to assist them. The center serves approximately 150 individuals exiting incarceration per year.
- Victims of Domestic Violence, dating violence, sexual assault and stalking are rapidly increasing both locally and nationally. Based on the Point-in-Time Count for 2019, it is estimated that approximately 59 single family households in the Greater Hartford CAN that are victims of domestic violence, dating violence, sexual assault, and stalking, are in need of housing assistance. This estimate is based on the number of persons counted in shelters and those that were unsheltered at the time of the 2019 Point-in-Time count.

What are the housing and supportive service needs of these populations and how are these needs determined?

Based on the current HUD-CHAS Data, the 2019 Point-in-Time Count, and interviews with housing agencies and social service providers, the City of Hartford, and the Hartford Department of Health and Human Services, there are a significant number of social service needs in the City that are unmet. Needs for the elderly and disabled populations include the capital improvements and programmatic funding of additional shelters and community facilities.

According to the Hartford Balance of State CoC's Point-in-Time Count, the following housing and supportive service needs were determined:

- **Mentally, Physically Disabled** – 92 housing units plus supportive services, such as job training and education, transportation, accessibility improvements to housing and public/community facilities, and access to health care and treatment. Only 7 of these people were unsheltered in 2019.
- **Individuals Experiencing Substance Abuse Issues** – 48 housing units plus supportive services. Supportive service needs include access to treatment and health care, counselors or life coaches, job training and education, and transportation.
- **HIV/AIDS Persons** – 8 housing units plus supportive services, such as access to treatment and health care, counselors or life coaches, job training and education, and transportation.
- **Victims of Domestic Violence** – 59 housing units plus supportive services, according to the CoC. Victims of domestic violence, dating violence, sexual assault, and stalking, are in need of housing assistance (domestic violence and homeless shelter, emergency, short-term and long-term housing, security deposits and rental assistance).

Discuss the size and characteristics of the population with HIV/AIDS and their families within the Eligible Metropolitan Statistical Area:

Persons with HIV/AIDS and their families comprise a small percentage of the region's overall population. According to the Center for Disease Control and Prevention, HIV Surveillance data, there were 5,987 HIV/AIDS cases living in the Hartford-West Hartford-East Hartford, CT MSA, with 45 new diagnoses in 2019 according to the CDC's "2018 Annual HIV Surveillance Summary Report." Males are disproportionately affected nationwide, and 59.3% of individuals in the City of Hartford eligible for HOPWA assistance are male. Nationwide, Black/African American and Latino individuals are disproportionately affected by HIV/AIDS, while the demographics of persons with HIV/AIDS in Hartford compare closely to the City at 49.2% of individuals who are diagnosed, are Black/African American, and 35.4% are Hispanic or Latino. The HIV/AIDS population is still growing in numbers. Almost all individuals diagnosed with HIV/AIDS have additional trauma and substance abuse histories. Throughout the MSA and the Nation, the population with HIV/AIDS is aging.

There are an additional 40 people on the HOPWA-CAN waiting list in the City of Hartford. HOPWA providers have combined and integrated their waiting lists for shelters to provide greater assistance to all persons in need of services.

Discussion:

Not Applicable.

NA-50 Non-Housing Community Development Needs – 91.215 (f)

Describe the jurisdiction’s need for Public Facilities:

The following are the needs for improvement to the City’s public facilities:

- There is a need for additional bike trails, bike racks, and hiking trails in the City.
- Public facilities need to be ADA compliant.
- There is a need for outdoor exercise equipment for adults.
- There is a need for additional bus shelters and bus shelter improvements.
- Public facilities need to be improved and updated to maintain a quality of life for residents.
- Public facilities, such as parks, playgrounds, recreational areas, fields of play, and trails need to be improved and upgraded.
- There is a need to improve City swimming pools.
- Some neighborhoods require additional off-street parking.
- There is a need to increase service hours for some libraries and public facilities.
- Stakeholders described a need to make the City’s website fully accessible and compatible with multiple languages. The City updated its website in Spring of 2020 to address this need.
- There is a need to utilize schools and public spaces as community centers during off-hours.

How were these needs determined?

The identified needs for public facilities improvements were determined through: the resident survey; agency needs surveys; interviews with City staff, (City of Hartford Office of Central Grants Administration, Development Services, Housing Authority, and other City agencies); public hearing comments on needs; meetings with Neighborhood Organizations (NRZs); and the City’s Comprehensive Plan.

Describe the jurisdiction’s need for Public Improvements:

The following are the City’s needs for public improvements:

- There is a need to address litter throughout the City.
- There is a need for traffic calming devices on major residential and business corridors of the City.
- Major corridors require streetscape improvements, as well as façade improvements.
- The City needs to improve and upgrade its flood mitigation infrastructure.
- The City needs to reconstruct and improve its streets, roads, curbs, and walks.
- The City needs to provide for additional handicap accessibility at intersections, public buildings, and community and public facilities.

- The City needs to improve its parks and playground equipment.
- The City needs to continue its public improvements through greening and beautification activities.

How were these needs determined?

The identified needs for public facilities improvements were determined through: the resident survey; agency needs surveys; interviews with City staff, (City of Hartford Office of Central Grants Administration, Development Services, Housing Authority, and other City agencies); public hearing comments on needs; meetings with Neighborhood Organizations (NRZs); and the City's Comprehensive Plan.

Describe the jurisdiction's need for Public Services:

The City of Hartford provides for public safety and other public services to its residents. The following are the City's continuing need for public services:

- The City needs to address the public safety concerns of its residents.
- The City needs to provide neighborhood policing in areas with high levels of crime.
- The City needs to continue its code enforcement efforts to ensure the health and safety of its residents.
- The City needs to promote drug and alcohol abuse counseling for residents.
- The City needs to continue to support housing and services for the re-entry population.
- The City needs to continue to provide garbage/trash pickup, including bulky waste, and neighborhood clean-up programs.
- The City needs to support, encourage, and affirmatively further fair housing throughout all neighborhoods.
- The City needs to continue to support programs for youth that utilize trauma-informed practices.
- The City needs to continue to support programs that serve the elderly residents of the City of Hartford.
- The City needs to continue to support programs that assist the homeless population in the City.
- The City needs to continue to support programs that assist victims of domestic violence and abuse.
- The City needs to continue to support programs that assist youth through afterschool, education, and recreational programs.
- The City needs to address areas of the City that are "food deserts."
- The City needs to continue to support microenterprise programs through technical assistance, advice, and business support services.

- The City needs to continue to support job training programs for youth, the unemployed, and the underemployed.
- The City needs to continue to support the NRZs organizations, which are trying to revitalize their neighborhoods.

How were these needs determined?

The identified needs for public facilities improvements were determined through: the resident survey; agency needs surveys; interviews with City staff, (City of Hartford Office of Central Grants Administration, Development Services, Housing Authority, and other City agencies); public hearing comments on needs; meetings with Neighborhood Organizations (NRZs); and the City's Comprehensive Plan.

Housing Market Analysis

MA-05 Overview

Housing Market Analysis Overview:

The City of Hartford is an older urban area. The City has not seen any population growth in recent years, as has the State of Connecticut as a whole. The housing stock in the City both reflects the age of the City, and the time period in which it was built—there are very few single-family homes in the City, and 76.3% of housing units are renter-occupied. Approximately 50.2% of all the occupied housing units were built before 1950, which is now over 70 years ago.

According to 2012-2016 American Community Survey Data, the City has 53,297 housing units, and only 14.7% of those units are single-family homes. Housing with 3 or 4 units is most common, at 22.5% of the housing stock, followed by housing with 20 or more units, at 21.5% of the housing stock. Hartford is historically associated with six-unit buildings, known locally as “Perfect Six.” Though data does not exist on six-unit structures, 14.4% of all housing units are between 5 and 9 units. The City neighborhoods contain medium-sized apartment buildings and townhouses. The City has an urban character.

Due to its housing characteristics, the City has chosen to focus on improving rental housing. According to the ACS data for 2012-2016, there are 7,452 vacant housing units in the City, which is approximately 14% of all the housing units. The rental vacancy rate for the City of Hartford is 9.2%.

The median home value as of 2016 was \$159,100 and the median contract rent was \$761/month for the same time period.

MA-10 Number of Housing Units – 91.210(a)&(b)(2)

Introduction

According to the 2011-2015 ACS data, there are 52,737 total housing units. There are 45,239 occupied housing units, which means there are 7,498 vacant housing units. The majority of the housing in the City of Hartford is occupied by renters at 76.3%. The majority of households are 2 or more units (70%). Though there are few owner-occupied households, the majority of them (63%) are 3 bedrooms or more.

All residential properties by number of units

Property Type	Number	%
1-unit detached structure	7,860	15%
1-unit, attached structure	2,275	4%
2-4 units	19,190	36%
5-19 units	12,775	24%
20 or more units	10,620	20%
Mobile Home, boat, RV, van, etc	15	0%
Total	52,735	100%

Table 29 – Residential Properties by Unit Number

Data Source: 2011-2015 ACS

Unit Size by Tenure

	Owners		Renters	
	Number	%	Number	%
No bedroom	150	1%	2,485	7%
1 bedroom	610	6%	10,380	30%
2 bedrooms	3,260	30%	12,140	35%
3 or more bedrooms	6,725	63%	9,495	28%
Total	10,745	100%	34,500	100%

Table 30 – Unit Size by Tenure

Data Source: 2011-2015 ACS

Describe the number and targeting (income level/type of family served) of units assisted with federal, state, and local programs.

The following number of units in the City of Hartford that are assisted with Federal, State, and Local Programs is as follows:

- **Public Housing** – 998 housing units including four (4) communities targeted to elderly and disabled housing. The income levels are at 80% and below AMI.

- **Public Housing Section 8 Housing Choice Vouchers** – 1,620 Section 8 Housing Choice Vouchers, 1 Mainstream Voucher, 11 Family Reunification Vouchers, 160 Tenant Protection Vouchers, and 120 VASH vouchers. The income levels are at 80% and below of AMI.
- **City Development Services Section 8 Vouchers** – Development Services administers 5,100 Section 8 Housing Choice Vouchers. The income levels are at 80% and below of AMI.
- **LIHTC Housing** – There are 66 LIHTC housing developments in the City with a total of 3,491 low-income units. The income levels are at 80% and below of AMI.

Provide an assessment of units expected to be lost from the affordable housing inventory for any reason, such as expiration of Section 8 contracts.

There are no affordable housing units that are anticipated that will be lost and there are no Section 8 Contracts that are anticipated to expire.

Does the availability of housing units meet the needs of the population?

There is a lack of housing for the poorest residents of the City. Many neighborhoods in the City have high vacancy rates and a large number of blighted properties. Much of the demand for housing in the City is for one-bedroom rental housing. There is also a high demand for housing for people with special needs.

Describe the need for specific types of housing:

The City of Hartford needs to develop more low-income, elderly, and accessible housing to meet the needs of the City. There is a need for more accessible rental housing for the elderly, frail elderly, and the disabled. There is high demand for one-bedroom apartments in the City. There is also a high need for Single-Room Occupancy apartments, particularly for individuals that were recently homeless.

Discussion

There is a continuing need for “affordable” and “accessible” housing in the City of Hartford. The existing housing stock is old, often historic, and does not always meet the needs of the community. Most of the housing is rental housing, and housing rehabilitation requires placing long-term income limits on properties. The demolition of units to be replaced with newer units in better condition in the City can be difficult due to these restrictions. Land acquisition costs are expensive in the City.

MA-15 Housing Market Analysis: Cost of Housing - 91.210(a)

Introduction

The value of housing has decreased as rental prices have increased throughout the last 10 years. According to Zillow’s website for the housing market in Hartford, the median sales price in recent months is just over \$136,000. In 2010, based on the 2010 U.S. Census, the median home value was \$188,000 which has decreased to \$162,300 according to the 2013-2017 ACS data. Rental list prices on Zillow.com were \$1,050 in the same time period. An increase in the median contract rent (according to the Census and American Community Survey) also occurred. Median rent rose from \$805/month to \$935/month. Two-fifths (41.4%) of all rental housing units were in the \$500 to \$999 per month category.

According to Redfin.com there were roughly 42 housing units sold in February, 2020. It was reported that the median sales price was \$147,000, an increase of only 0.77% from last year. There are 183 houses for sale that are active on the market. The website also reported that, “average price per square foot for, Hartford, CT was \$69,” an increase of 3.0% compared to the same period last year. There are currently 442 resale and new homes for Hartford on Zillow. This includes 258 homes in the pre-foreclosure, auction, or bank-owned stages of the foreclosure process. The average listing price for homes for sale in Hartford, CT was \$149,000 in the month of January, 2020.

In regard to housing affordability, 26,370 renter housing units were affordable to persons with less than 50% of their Housing Affordability Median Family Income (HAMFI). For home owners, there were only 1,730 housing units that were affordable to households with 50% or less than their HAMFI.

The monthly FMR’s for Hartford are within the HUD HOME Rents range (between High and Low HOME Rents). The FMR’s for FY 2019 were the same as the High HOME rent values for efficiency apartments, one (1) bedroom apartments, two (2) bedroom apartments, three (3) bedroom apartments, and four (4) bedroom apartments.

Cost of Housing

	Base Year: 2009	Most Recent Year: 2015	% Change
Median Home Value	185,000	161,400	(13%)
Median Contract Rent	644	743	15%

Table 31 – Cost of Housing

Data Source: 2005-2009 ACS (Base Year), 2011-2015 ACS (Most Recent Year)

Rent Paid	Number	%
Less than \$500	7,545	21.9%
\$500-999	21,515	62.4%

Rent Paid	Number	%
\$1,000-1,499	4,700	13.6%
\$1,500-1,999	605	1.8%
\$2,000 or more	115	0.3%
Total	34,480	100.0%

Table 32 - Rent Paid

Data Source: 2011-2015 ACS

Housing Affordability

% Units affordable to Households earning	Renter	Owner
30% HAMFI	6,155	No Data
50% HAMFI	20,215	1,730
80% HAMFI	30,915	4,605
100% HAMFI	No Data	6,394
Total	57,285	12,729

Table 33 – Housing Affordability

Data Source: 2011-2015 CHAS

Monthly Rent

Monthly Rent (\$)	Efficiency (no bedroom)	1 Bedroom	2 Bedroom	3 Bedroom	4 Bedroom
Fair Market Rent	768	960	1,194	1,496	1,674
High HOME Rent	768	960	1,194	1,496	1,674
Low HOME Rent	768	946	1,136	1,311	1,463

Table 34 – Monthly Rent

Data Source: HUD FMR and HOME Rents

Is there sufficient housing for households at all income levels?

Based on HUD-CHAS data and ACS data, there is insufficient rental housing for residents at the lowest income levels. Because the majority of the City’s population live in rental housing, there is a need to address rising rental rates, particularly for those at the lowest income levels. Only 10.7% of the rental housing in the City is affordable to renters at 30% of Area Median Income. Service providers have cited a need for affordable housing for these people at the lowest incomes, including a need for Single Room Occupancy housing.

How is affordability of housing likely to change considering changes to home values and/or rents?

The price of rental housing continues to rise in the City of Hartford, despite the stagnant population growth. The supply of safe, sound, and sanitary affordable rental housing in the City decreases due to the aging of the housing stock and deferred maintenance by absentee landlords. Developers find challenges in building new affordable housing in the City due to the high costs to acquire sites and the high number of income-restricted housing units. The need for affordable rental housing will continue to increase in the City. The low supply of homeowner housing in the City limits the options for those seeking affordable housing, even as sales prices decline in the City.

How do HOME rents / Fair Market Rent compare to Area Median Rent? How might this impact your strategy to produce or preserve affordable housing?

According to Zillow.com, it is estimated that the City's median rent for a one-bedroom unit is \$880, \$1,050 for a two-bedroom unit, and \$1,200 for a three-bedroom unit. The monthly FMRs for the Hartford MSA are within the HUD HOME Rental Range (between High and Low Rents) for one-, two-, and three-bedroom units. Rental units in the City are affordable for median income earners, but there is a need for affordable housing in the City for those with the lowest incomes. There is also a need to create mixed income housing to integrate lower income families into neighborhoods with greater opportunity.

Discussion

Rental housing values have continued to increase in the City. Rental housing is becoming less and less affordable for the lowest income households. There is little undeveloped land in the City, and there are few homeowner housing options for those that live in the City. There is a need to increase the supply of affordable, multi-unit rental housing through housing construction and housing rehabilitation.

MA-20 Housing Market Analysis: Condition of Housing – 91.210(a)

Introduction

The City of Hartford contains 21,370 housing units which were built prior to 1950. This represents 47.2% of the total occupied housing units in the City. Only 0.9% of all occupied housing units were built within the last ten years. Of the 45,249 occupied housing units in the City, 24,494 (54.2%) housing units have at least one "selected condition." In addition, 38,215 housing units (84.5%) were built before 1980, and therefore contain a potential lead-based paint hazard.

Definitions

The following definitions are used in the table below:

- **"Selected Housing Condition"** - Over-crowding (1.01 or more persons per room), lacking a complete kitchen, lack of plumbing facilities, and/or other utilities, and cost over-burdened.
- **"Substandard condition"** - Does not meet code standards, or contains one of the selected housing conditions.
- **"Suitable for Rehabilitation"** - The amount of work required to bring the unit up to minimum code standard, and the existing debt on the property, together are less than the fair market value of the property after rehabilitation.
- **"Not Suitable for Rehabilitation"** - The amount of work required to bring the unit up to minimum code standard exceeds the fair market value of the property after rehabilitation work is complete.

Condition of Units

Condition of Units	Owner-Occupied		Renter-Occupied	
	Number	%	Number	%
With one selected Condition	4,445	41%	18,035	52%
With two selected Conditions	110	1%	1,835	5%
With three selected Conditions	4	0%	65	0%
With four selected Conditions	0	0%	0	0%
No selected Conditions	6,190	58%	14,565	42%
Total	10,749	100%	34,500	99%

Table 35 - Condition of Units

Data Source: 2011-2015 ACS

Year Unit Built

Year Unit Built	Owner-Occupied		Renter-Occupied	
	Number	%	Number	%
2000 or later	515	5%	1,320	4%

Year Unit Built	Owner-Occupied		Renter-Occupied	
	Number	%	Number	%
1980-1999	920	9%	4,275	12%
1950-1979	3,010	28%	13,835	40%
Before 1950	6,305	59%	15,065	44%
Total	10,750	101%	34,495	100%

Table 36 – Year Unit Built

Data Source: 2011-2015 CHAS

Risk of Lead-Based Paint Hazard

Risk of Lead-Based Paint Hazard	Owner-Occupied		Renter-Occupied	
	Number	%	Number	%
Total Number of Units Built Before 1980	9,315	87%	28,900	84%
Housing Units build before 1980 with children present	1,445	13%	195	1%

Table 37 – Risk of Lead-Based Paint

Data Source: 2011-2015 ACS (Total Units) 2011-2015 CHAS (Units with Children present)

Vacant Units

	Suitable for Rehabilitation	Not Suitable for Rehabilitation	Total
Vacant Units	5,099	2,399	7,498
Abandoned Vacant Units	1,635	769	2,404
REO Properties	284	133	417
Abandoned REO Properties	95	45	140

Table 38 - Vacant Units

Alternate Data Source Name:
2011-2015 ACS and Bankownedproperties.org
Data Source Comments:

Need for Owner and Rental Rehabilitation

Because the City of Hartford has almost three times as many rental units than owner occupied units, there is a greater need for rental rehabilitation to serve rental residents than there is for homeowner-occupied rehabilitation. There is a need to incorporate environmental health into the rehabilitation work, including screenings for lead-based paint, asbestos testing, and radon gas remediation measures. However, the cost of rehabilitation exceeds the financial resources of many low and moderate income owner occupied households. Furthermore, many absentee landlords do not want to spend the money to rehabilitate their rental units since they have full occupancy without spending money on rehab work. Therefore, many housing units will continue to deteriorate without governmental financial assistance. There is a need for more Federal funds for housing rehabilitation, as well as greater local assistance to ease the processes of permitting.

Estimated Number of Housing Units Occupied by Low or Moderate Income Families with LBP Hazards

There are approximately 9,315 (87%) owner-occupied and 28,900 (83.7%) renter-occupied housing units that were built prior to 1980. Based on that, and historic statistics, it is estimated that approximately 84.5% of the 38,215 older homes contain LBP hazards.

In determining decent, safe, and sound housing conditions, one needs to look at the environmental quality of these housing units. Lead based paint is one of the most significant environmental factors negatively affecting residential housing units. In 1978, lead was banned from residential paint; more than half of the total housing stock in the United States contains some lead based paint. It is estimated that 20 million housing units contain lead hazards, which include flaking or peeling lead based paint and excessive levels of tiny lead particles in household dust.

HUD estimates that 3.8 million homes containing such eminent lead hazards are occupied by families with young children who are at a high risk of lead poisoning. It is estimated that half of these families own their homes and of those, half have incomes above \$30,000 per year.

Lead-based paint in residential housing can cause severe health risks for children. HUD provides a general formula to estimate the potential presence of lead-based paint (LBP) in housing built prior to 1979, before lead based paint was banned in the United States.

Because of the large population of low- and moderate-income residents of the City of Hartford and old housing stock, it is estimated that 84.5% of low and moderate income families living in rental units are at risk of lead-based paint hazards.

Discussion

The most recent blood lead report for the City of Hartford is the Data Haven Greater Hartford Community Wellbeing Index of 2019. The report uses 2016 blood lead level data, and reported that 2.2% of children tested in the City of Hartford have elevated levels of lead in their blood streams. The State Health Department estimates emphasize that the number of unreported/undetected cases of childhood lead poisoning is unknown, and the low number of reported cases should not be misconstrued as evidence that lead poisoning is not more widespread.

The revised Federal lead-based paint regulations published on September 15, 1999 (24 CFR Part 35) have had a significant impact on many activities – rehabilitation, tenant based rental assistance, and property acquisition – supported by the CDBG and HOME programs. The City of Hartford will comply with Title 24 Part 35: Lead-Based Paint Poisoning Prevention in Certain Residential Structures (Current Rule).

MA-25 Public and Assisted Housing – 91.210(b)

Introduction

The Housing Authority of the City of Hartford owns and operates 13 public housing communities. 988 units of public housing, including four (4) communities targeted to elderly and disabled housing.

In addition, the Housing Authority of the City of Hartford administers 1,620 Section 8 Housing Choice Vouchers, 1 Mainstream Voucher, 11 Family Reunification Vouchers, 160 Tenant Protection Vouchers, and 120 VASH vouchers. HACH has undergone RAD conversion of two (2) of its developments, and has received 178 Project vouchers after RAD conversion. Additionally, HACH has 109 project-based vouchers.

The City of Hartford also administers Section 8 Housing Choice Vouchers through the City’s Development Services Department under the agency name of the City of Hartford Housing Authority. Development Services administers 5,100 vouchers, 100 of which are Section 8 Project-Based Vouchers. Development Services also administers five (5) VASH vouchers.

Totals Number of Units

	Program Type								
	Certificate	Mod-Rehab	Public Housing	Vouchers					
				Total	Project -based	Tenant -based	Special Purpose Voucher		
							Veterans Affairs Supportive Housing	Family Unification Program	Disabled *
# of units vouchers available	81	186	1,253	7,069	114	4,798	225	68	0
# of accessible units									

***includes Non-Elderly Disabled, Mainstream One-Year, Mainstream Five-year, and Nursing Home Transition**

Table 39 – Total Number of Units by Program Type

Data Source: PIC (PIH Information Center)

Describe the supply of public housing developments:

Describe the number and physical condition of public housing units in the jurisdiction, including those that are participating in an approved Public Housing Agency Plan:

The Housing Authority of the City of Hartford owns and operates 13 public housing communities. 988 units of public housing, including four (4) communities targeted to elderly and disabled housing. The physical condition of the public housing ranges based on property, but maintenance and upgrading is needed due to the age of the units. The Housing Authority is developing new low-income housing in Hartford with private-public partnerships.

The Housing Authority of the City of Hartford plans a variety of capital improvements in its properties. By public housing community, planned activities during the Five Year Plan period are as follows:

- **Percival C. Smith Towers** – Elevator upgrades, roof repairs.
- **Mary Shephard Place** – Rehabilitation and new construction.
- **Betty Knox** – Window reglazing and repairs.
- **Charter Oak Terrace** – Roof replacement.
- **Stowe** – Roof replacement.
- **Hartford Scattered Site I** – Brick repointing.

Additionally, authority wide work will include concrete work, site work, curb and gutter cleaning, dumpster and enclosure repairs, electrical repairs, lighting work, paving of parking lots, paving of pedestrian walks, sealing, signage, and storm drainage work, as needed.

Public Housing Condition

Public Housing Development	Average Inspection Score
Total Public Housing Development	78

Table 40 - Public Housing Condition

Describe the restoration and revitalization needs of public housing units in the jurisdiction:

HACH has a wide portfolio of properties, and is using a mix of capital funds and RAD conversions to restore and revitalize public housing units. RAD conversion was completed for Melton Court and Nelson Street, which provided 88 units of Project-Based Vouchers for the Housing Authority. This allows the Housing Authority to construct LIHTC projects to replace portions of its aging portfolio with new units that meet modern accessibility standards. There are plans to undergo additional RAD conversions in Mary Shephard Place, though this will involve a blend of RAD conversion units and is still being planned.

Additionally, authority wide work will include concrete work, site work, curb and gutter cleaning, dumpster and enclosure repairs, electrical repairs, lighting work, paving of parking areas, paving of pedestrian walks, sealing, signage, and storm drainage work as needed.

Describe the public housing agency's strategy for improving the living environment of low- and moderate-income families residing in public housing:

HACH owns and manages all properties in its Low-Income Public Housing portfolio. The Housing Authority has resident councils in all but one of its communities. The Hartford Housing Tenants Organization is another organization dedicated to improving the lives of those living in public housing, and they have representatives from the various councils as members of the organization.

HACH has a Resident Opportunity and Self-Sufficiency (ROSS) Program for residents. Through this program, HACH hires a coordinator who links residents with training opportunities, job placement organizations, and local employers. Residents enter into a contract of participation which outlines their responsibilities toward completion of training and employment objectives over a five year period or less. For each participating family that is a recipient of welfare assistance, the PHA must establish an interim goal that the family become independent from welfare assistance and remain independent from welfare assistance at least one year prior to the expiration of the contract. During the period of participation, residents may earn an escrow credit, based on increased earned income, which they may use in a variety of ways upon successful graduation from the program. The Housing Authority is in the process of applying for a Family Self-Sufficiency program for residents as well.

Discussion:

Not Applicable.

MA-30 Homeless Facilities and Services – 91.210(c)

Introduction

The City of Hartford’s Strategy is to support the coordination and cooperation among agencies providing services to the chronically homeless through the Connecticut Balance of State CoC and the Greater Hartford Coordinated Action Network (CAN). The City and these agencies are members of the Continuum of Care Organization, which meets regularly and has numerous sub-committees to address the needs of the homeless and to support new development of homeless facilities to house families and individuals, as well as supportive services to address their needs.

The following table lists the existing facilities for the homeless in the City of Hartford. Organizations and agencies that are members of the CAN and operating facilities include: YWCA Harford Region, the Salvation Army, Hands on Hartford, Hartford Interval House, the Open Hearth, South Park Inn, Community Renewal Team, and Mercy Housing.

Facilities and Housing Targeted to Homeless Households

	Emergency Shelter Beds		Transitional Housing Beds	Permanent Supportive Housing Beds	
	Year Round Beds (Current & New)	Voucher / Seasonal / Overflow Beds	Current & New	Current & New	Under Development
Households with Adult(s) and Child(ren)	100	23	0	462	0
Households with Only Adults	249	13	47	1,137	0
Chronically Homeless Households	0	0	0	1,028	0
Veterans	0	0	19	394	0
Unaccompanied Youth	0	0	0	0	0

Table 41 - Facilities and Housing Targeted to Homeless Households

Data Source Comments: Data from 2019 Housing Inventory List for Connecticut Balance of State CoC.

Describe mainstream services, such as health, mental health, and employment services to the extent those services are used to complement services targeted to homeless persons

There are several mainstream services available to the homeless in the City of Hartford including the following:

- **Health Care** – is provided through Charter Oak Health Center
- **Mental Health** – is provided through Capital Region Mental Health Center
- **Social Service** – is provided by the City of Hartford Department of Health and Human Services
- **Employment** – is provided by Capital Workforce Partners
- **Educational** – is provided by the City of Hartford Department of Children, Families, Youth, and Recreation
- **Shelter** – is provided by a Consortium of all of the subrecipient shelters under ESG including but not limited to the Salvation Army, the Open Hearth, ImmaCare, South Park Inn, McKinney Shelter, YWCA and Interval House.

Journey Home is the coordinating agency and is responsible for the overall administration of the CAN and HMIS system. Journey Home works with the CAN and the CoC Committee to establish goals and performance measures. Journey Home began using Coordinated Entry in 2014, and it has been effective in directing people who are homeless to mainstream services that can assist them. It is difficult for homeless individuals to use mainstream services when they do not have proper identification, which is a frequent problem for these individuals. Mainstream services that assist in obtaining health services through organizations like ImmaCare. ImmaCare and other health organizations including True Colors and the Gay and Lesbian Health Collective which have adapted their healthcare practices to better serve the homeless LGBTQIA+ population.

According to the 2019 Point-in-Time Count, there were 85 sheltered homeless adults with mental health issues, and 7 unsheltered adults. Additionally, there were 41 sheltered adults with substance abuse issues, and 7 unsheltered adults. The Greater Hartford CAN uses this data to target interventions to these populations. However, there is always a greater need for these services than there are providers.

The Department of Health and Human Services operates a number of mainstream services that supplement homeless services in the area. The Mayor will be creating an Opioid Epidemic Task Force that works with the Department to study and plan for treatment of the epidemic. The Department also works provides mainstream services through its Women and Families Division. The Department of Children, Youth, and Families assists youth aging out of foster care. The YETI has been partnering with the court system to reduce sentences to prevent children from being discharged from the juvenile justice system into homelessness.

List and describe services and facilities that meet the needs of homeless persons, particularly chronically homeless individuals and families, families with children, veterans and their families, and unaccompanied youth. If the services and facilities are listed on screen SP-40

Institutional Delivery Structure or screen MA-35 Special Needs Facilities and Services, describe how these facilities and services specifically address the needs of these populations.

Families with children – Families with children need rent and utility assistance to prevent homelessness in emergency situations, and there is also a need for transportation and car repair, as well as child care in evening hours for working parents. Families are encouraged to go through the diversion process by scheduling an appointment with Mercy Housing when they are within 14 days of becoming homeless, where representatives of the CAN assist the family in finding a place to stay without entering the system. The Diversion Center also works directly with families in hotels. The Salvation Army and South Park Inn offer shelter to families, as well as diversion services. There were 37 homeless families with children according to the 2019 Point-in-Time Count.

Veterans and their families – The State of Connecticut has prioritized working with homeless veterans. The State of Connecticut and the Greater Hartford CAN have brought the number of chronically homeless veterans to functional 0. The progress made on assisting homeless veterans has been due to partnerships with the VA and the prioritization of Supportive Services for Veterans Families (SSVF) funding to serve about 900 veterans statewide with 140 beds, as well as a number of effective outreach efforts and a by-name list of veterans seeking care. Additionally, HPRP provides employment assistance for veterans at -risk of becoming homeless. The Community Renewal Team offers housing services to veterans. There were 18 veterans were counted in the 2019 Point In Time Count.

Unaccompanied youth – Teens aging out of foster care, and young adults in the 18-24 transition stage can be hard to locate. Specific needs of those in a doubled-up situation, who may be “couch-surfing”, are conflict resolution, mediation, and employment assistance to prevent imminent homelessness without income. Children aging out of foster care are protected by laws to ensure that youth are not discharged into homelessness. Homeless youth will not always identify themselves as homeless, creating difficulties in accurately counting the number of youth that are homeless. The Youth Engagement Team Initiative (YETI) for the CAN attempts to bring together stakeholders to focus on providing housing solutions for homeless youth. There is also a need to target interventions to LGBTQIA+ homeless youth and to provide trauma-informed care, as unaccompanied youth who are homeless are frequently victims of domestic abuse. The Salvation Army and the Community Renewal Team offer housing services to unaccompanied youth. There were 2 unaccompanied youth counted in the 2019 Point-in-Time Count.

The City of Hartford’s Department of Health and Human Services provides day shelters and overnight shelters during cold weather events to residents of the City. The Department also provides shelter funding. Through these shelters, homeless individuals and families can connect to mainstream services provided by the Division of Women and Families and the Health Department, with the latter utilizing Ryan White funding to service individuals with HIV/AIDS.

Additional services for subpopulations including individuals with special needs and individuals with HIV/AIDS are discussed in Sections MA-35 Special Needs Facilities and Services, and SP-40 Institutional Delivery Structure.

MA-35 Special Needs Facilities and Services – 91.210(d)

Introduction

The City of Hartford has identified the priorities for services and facilities for special needs population. This includes the elderly, frail elderly, persons with disabilities, persons who identify as LGBTQIA+, persons with alcohol or other drug addictions, persons with HIV/AIDS and their families, persons exiting incarceration, and public housing residents.

HOPWA Assistance Baseline Table

Type of HOWA Assistance	Number of Units Designated or Available for People with HIV/AIDS and their families
TBRA	41
PH in facilities	0
STRMU	44
ST or TH facilities	0
PH placement	0

Table 42– HOPWA Assistance Baseline

Alternate Data Source Name:

HOPWA CAPER and HOPWA Beneficiary Ver. Wksht.

Data Source Comments:

Including the elderly, frail elderly, persons with disabilities (mental, physical, developmental), persons with alcohol or other drug addictions, persons with HIV/AIDS and their families, public housing residents and any other categories the jurisdiction may specify, and describe their supportive housing needs

The following needs and objectives are established under this Five Year Consolidated Plan:

- **Elderly** - rehabilitation of existing renter-occupied housing units, and construction of new affordable and accessible apartments.
- **Frail Elderly** - rehabilitation of existing renter-occupied housing units, and construction of new affordable and accessible apartments.
- **Persons who identify as LGBTQIA+** - affordable rental housing, affordable targeted healthcare, job training and job opportunities.
- **Persons with Disabilities** - rehabilitation of existing housing units for accessible improvements, reasonable accommodations to rental housing units, and supportive employment opportunities.
- **Alcohol and Other Drug Addictions** - supportive services to end addictions, housing, and training to re-enter the work force.
- **Public Housing Residents** - financial literacy, job training and job opportunities, and assistance in finding affordable housing.

- **Persons Exiting Incarceration** - affordable rental housing, trauma-informed caseworkers, job training and job opportunities.
- **Victims of Domestic Violence** - additional temporary shelters, supportive services, training programs, and permanent supportive housing options.

The City of Hartford has highlighted the needs of the City's population that has HIV/AIDS. This population is aging, and many of those with HIV/AIDS have histories of trauma or substance abuse and require access to caseworkers. As the needs of this population change and evolve, they will overlap with other special needs populations. The City of Hartford has adapted its HOPWA program to address these needs. All HOPWA providers in the City of Hartford have been merged onto the same waiting list, which allows matching of organizations and greater coordination of services. The City of Hartford has also implemented an Enhanced Employment Project to assist HOPWA clients in obtaining employment with the help of a disability navigator.

Describe programs for ensuring that persons returning from mental and physical health institutions receive appropriate supportive housing

There are more than 300 people on the waiting list for Transitional Housing in the City of Hartford, many of whom are on the list following a hospital stay. The Greater Hartford CAN has created a Community Care Team of healthcare providers to work with mental and physical health institutions to discharge patients into supportive housing. The Community Care Team works with the healthcare institution to manage frequent healthcare users who are also homeless. Many of these individuals are chronically homeless. For other users, the Greater Hartford CAN utilizes diversion methods to help former patients find housing before entering the shelter system.

The City of Hartford's Department of Health and Human Services provides health programs to the population of the City. The Department works with seniors in the City to provide healthcare at home and to prevent injuries through a mix of education and funding for reasonable modifications and accommodations to prevent this population from experiencing hospital stays and subsequently being discharged into housing instability.

There are treatment centers for individuals recovering from addiction in the City. Organizations such as the Capital Region Mental Health Center assists individuals in these centers to gain self-sufficiency, allowing them to be discharged into supportive housing as opposed to homelessness.

Specify the activities that the jurisdiction plans to undertake during the next year to address the housing and supportive services needs identified in accordance with 91.215(e) with respect to persons who are not homeless but have other special needs. Link to one-year goals. 91.315(e)

The City of Hartford's FY 2020-2024 Five Year Consolidated Plan proposes the following goals/strategies for "Other Special Needs Priority":

- **SNS-1 Housing** – Increase the supply of affordable, decent, safe, sound, and accessible housing for the elderly, frail elderly, persons with disabilities, persons with HIV/AIDS, victims of domestic violence, persons with alcohol/drug dependency, and persons with other special needs through rehabilitation of existing buildings and new construction.
- **SNS-2 Social Services** – Support social service programs and facilities for the elderly, frail elderly, persons with disabilities, persons with HIV/AIDS, victims of domestic violence, persons with alcohol/drug dependency, and persons with other special needs.
- **SNS-3 Accessibility** – Promote and assist in making reasonable accommodations and accessibility improvements in housing for homeowners and renters, and bring public facilities and infrastructure into compliance with Federal, State, and local laws.

For entitlement/consortia grantees: Specify the activities that the jurisdiction plans to undertake during the next year to address the housing and supportive services needs identified in accordance with 91.215(e) with respect to persons who are not homeless but have other special needs. Link to one-year goals. (91.220(2))

The City of Hartford has developed the following priorities during the FY 2020-2024 Five Year Consolidated Plan period:

- Funding for services targeted for persons struggling with drug addiction and homelessness.
- Funding for youth services that include casework and mental health care, including trauma-informed care for affected youth.
- Funding for persons and businesses displaced by emergencies and disasters.
- Funding to provide elderly residents of the City of Hartford with opportunities for social development.
- Funding to assist underserved individuals who are returning from incarceration or recovering from substance abuse issues with employment training.
- Funding for home repair for elderly and disabled residents of the City of Hartford.
- Funding for counseling for victims of sexual assault.
- Funding for housing related services for those with HIV/AIDS in the City of Hartford.
- Funding for employment related services for those with HIV/AIDS who are housing unstable.
- Funding for tenant based rental assistance, emergency short-term mortgage assistance, utility assistance, and information referrals.

The City of Hartford has placed a focus on subgroups of residents who are returning from incarceration, and who are recovering from substance abuse issues. These populations benefit from employment training, affordable housing programs, and additional caseworkers to provide trauma-informed support.

MA-40 Barriers to Affordable Housing – 91.210(e)

Negative Effects of Public Policies on Affordable Housing and Residential Investment

The Mayor of the City of Hartford has openly called to decrease racial segregation between the City of Hartford and the surrounding communities.

The following is an abbreviated list of the Impediments to Fair Housing Choice determined by the City of Hartford:

Impediment No. 1

The City is segregated by race, national origin, and income. However, any segregation within the City pales in comparison to the degree of segregation in the region. There must be a regional effort to promote integration and to ensure that everyone in the City and region has access to the housing of their choice.

Impediment No. 2

Housing discrimination is evidenced in:

- Home sales
- Rental housing
- Mortgage lending
- Home insurance
- Reasonable accommodations and modifications for persons with disabilities

Impediment No. 3

Many community residents lack a basic knowledge of their rights under the Fair Housing Act and where to go for assistance if they encounter housing discrimination.

Impediment No. 4

There are staff working in areas of housing who lack a knowledge of fair housing adequate to inform, assist, and/or refer clients who need help with fair housing issues.

Impediment No. 5

Many housing providers lack a working knowledge of fair housing laws and what is required for compliance with those laws.

Impediment No. 6

Predatory and abusive lending practices in the City of Hartford have targeted minorities and other classes protected under the Fair Housing Act.

Impediment No. 7

Neighborhoods with high rates of foreclosures indicate a higher likelihood to be denied or offered less favorable terms, fees, and conditions when applying for loans or insurance coverage.

Impediment No. 8

The problems of the lack of accessibility for persons with disabilities and the frequent denial of request for reasonable accommodations and modifications persist. These include the following:

- Lack of accessibility in rental housing.
- Housing industry resistance to mandated accessibility provisions.
- A shortage of funding for accessibility improvements in older housing units.

Impediment No. 9

There is a need to explicitly include AFFH planning and the tools to implement it at the front end of Federal projects to track the actions used by the City to AFFH.

Impediment No. 10

Despite a large Spanish-speaking population, 40% of the subsidized housing provider websites reviewed by the City had no information in Spanish.

Impediment No. 11

The AI identified three impediments to fair housing in the City's new Housing Code Enforcement Ordinance based on group homes:

- They must renew their license every year.
- They cannot transfer their licenses.
- They must have a supervisor on site at all times.

Impediment No. 12

The AI identified three areas where tenants are likely to face discrimination in the rental market:

- Discrimination against disabled subsidized tenants.
- Discrimination against renters based on source of income.
- Tenants with criminal records will be prevented from renting due to background check results.

Impediment No. 13

The City created the 2011 goal to develop more than 2,300 new units of housing. However, it has fallen short of this goal, particularly in the creation of housing units below 120% AMI. Because race and national origin correlate with people who are low-income, integration of the Downtown area requires additional units that are affordable.

The full Analysis of Impediments is included in the Appendices.

MA-45 Non-Housing Community Development Assets – 91.215 (f)

Introduction

The goal of the City of Hartford’s economic development policy is to foster economic growth in the community, improve the local economy, promote job opportunities, and increase the local tax base.

Economic Development Market Analysis

Business Activity

Business by Sector	Number of Workers	Number of Jobs	Share of Workers %	Share of Jobs %	Jobs less workers %
Agriculture, Mining, Oil & Gas Extraction	68	1	0	0	0
Arts, Entertainment, Accommodations	4,942	6,164	13	7	-6
Construction	1,084	1,650	3	2	-1
Education and Health Care Services	11,083	28,971	29	31	2
Finance, Insurance, and Real Estate	3,267	30,058	8	32	24
Information	582	1,557	2	2	0
Manufacturing	3,139	1,287	8	1	-7
Other Services	2,008	3,930	5	4	-1
Professional, Scientific, Management Services	2,945	11,957	8	13	5
Public Administration	0	0	0	0	0
Retail Trade	5,386	3,854	14	4	-10
Transportation and Warehousing	2,714	2,851	7	3	-4
Wholesale Trade	1,442	2,220	4	2	-2
Total	38,660	94,500	--	--	--

Table 43 - Business Activity

Data Source: 2011-2015 ACS (Workers), 2015 Longitudinal Employer-Household Dynamics (Jobs)

Labor Force

Total Population in the Civilian Labor Force	60,595
Civilian Employed Population 16 years and over	48,845
Unemployment Rate	19.38
Unemployment Rate for Ages 16-24	39.24
Unemployment Rate for Ages 25-65	12.41

Table 44 - Labor Force

Data Source: 2011-2015 ACS

Occupations by Sector	Number of People
Management, business and financial	7,340
Farming, fisheries and forestry occupations	2,225
Service	8,635
Sales and office	11,815
Construction, extraction, maintenance and repair	3,474
Production, transportation and material moving	2,900

Table 45 – Occupations by Sector

Data Source: 2011-2015 ACS

Travel Time

Travel Time	Number	Percentage
< 30 Minutes	33,200	72%
30-59 Minutes	10,150	22%
60 or More Minutes	2,935	6%
Total	46,285	100%

Table 46 - Travel Time

Data Source: 2011-2015 ACS

Education:

Educational Attainment by Employment Status (Population 16 and Older)

Educational Attainment	In Labor Force		Not in Labor Force
	Civilian Employed	Unemployed	
Less than high school graduate	6,930	2,330	6,595

Educational Attainment	In Labor Force		Not in Labor Force
	Civilian Employed	Unemployed	
High school graduate (includes equivalency)	11,520	2,965	4,875
Some college or Associate's degree	11,460	1,840	2,935
Bachelor's degree or higher	7,930	495	1,630

Table 47 - Educational Attainment by Employment Status

Data Source: 2011-2015 ACS

Educational Attainment by Age

	Age				
	18–24 yrs	25–34 yrs	35–44 yrs	45–65 yrs	65+ yrs
Less than 9th grade	615	1,260	1,395	3,510	4,000
9th to 12th grade, no diploma	3,660	2,750	2,370	4,570	1,775
High school graduate, GED, or alternative	4,970	5,605	5,070	8,680	3,230
Some college, no degree	9,285	4,700	2,895	4,595	1,305
Associate's degree	630	1,145	1,105	1,805	240
Bachelor's degree	915	2,735	1,180	2,165	555
Graduate or professional degree	145	1,665	750	1,550	925

Table 48 - Educational Attainment by Age

Data Source: 2011-2015 ACS

Educational Attainment – Median Earnings in the Past 12 Months

Educational Attainment	Median Earnings in the Past 12 Months
Less than high school graduate	19,681
High school graduate (includes equivalency)	25,923
Some college or Associate's degree	28,630
Bachelor's degree	42,564
Graduate or professional degree	57,448

Table 49 – Median Earnings in the Past 12 Months

Data Source: 2011-2015 ACS

Based on the Business Activity table above, what are the major employment sectors within your jurisdiction?

The City of Hartford has a longtime reputation as the center of the insurance industry. The number of jobs in finance, insurance, and real estate in the City reflects this reputation. There is a large disparity

between the number of jobs in this sector and the number of employees who live in the City of Hartford. This is because the professional employees are commuters who live outside the City.

The three (3) largest categories of jobs in business by sector is as follows:

- Finance, Insurance, and Real Estate 30,058 jobs
- Education and Health Care Services 28,971 jobs
- Professional, Scientific, Management Services 11,957 jobs

Total: 70,986 jobs

These three categories represent 75.1% of the total number of jobs in the City.

Describe the workforce and infrastructure needs of the business community:

The City of Hartford realizes that there is a need to increase employment, self-sufficiency, educational training, and empowerment of its residents. The City’s Economic Development Needs include:

- Support and promote new job creation, job retention, workforce development, employment, and job training.
- Support business and commercial growth through expansion and new development.
- Develop the areas around major business hubs including Downtown Hartford’s insurance companies.
- Support employment training and entrepreneurship for minority and women-owned businesses.
- Planning and promotion of the development and redevelopment of vacant commercial and industrial sites.
- Promote the development of open space, parking, landscaping, roads, walks, trails, and other forms of infrastructure to support economic growth and development.

Describe any major changes that may have an economic impact, such as planned local or regional public or private sector investments or initiatives that have affected or may affect job and business growth opportunities during the planning period. Describe any needs for workforce development, business support or infrastructure these changes may create.

The City of Hartford’s Development Services is working with the private sector on large scale, mixed-used development and new investment in the City. The City of Hartford has the following major developments in planning that will be occurring during the FY 2020-2024 Five Year Consolidated Plan period:

- Large mixed use development on 80th and Woodland
- Redevelopment plans for Downtown North (DoNo)
- Redevelopment plans for the area near Bushnell Park and Hartford Hospital

- Mixed use developments at the site of the previous Colt Factory
- Redevelopment plans in Parkville to utilize the Connecticut FastTrack Stop
- Additional development within the ten (10) Opportunity Zones in the City

Some small business development initiatives exist in addition to workforce development initiatives. Micro-loans are provided for women- and minority-owned businesses, as are business development loans and revolving loans to small businesses. There is an entrepreneurial center to support these populations as well.

How do the skills and education of the current workforce correspond to employment opportunities in the jurisdiction?

According to the 2011-2015 American Community Survey data, the City of Hartford has an unemployment rate of 19.4% which is over twice as high as the Connecticut State unemployment rate of 8.8% for the same period. In Hartford, there are 38,660 workers and 94,500 jobs. This unemployment rate has gone down for 2013-2017 to 16.0%. The unemployment rate is also larger in the 16-25 age group as opposed to older age groups. This suggests that as younger persons leave school and enter the workforce they are struggling to find employment.

According to the 2011-2015 American Community Survey data, there are job deficiencies (the number of qualified workers exceeds the number of jobs available) in the following sectors:

- **Agriculture, Mining, Oil & Gas Extraction** – 68% of the sector workforce is utilized
- **Manufacturing** – 41% of the sector workforce is utilized
- **Retail Trade** – 71.6% of the sector workforce is utilized

The City of Hartford is also experiencing an employee deficiency (the number of jobs available exceeds the number of qualified workers) in the following sectors:

- **Arts, Entertainment, Accommodations** – 80.2% of the sector jobs are filled
- **Construction** – 65.7% of the sector jobs are filled
- **Education and Health Care Services** – 38.3% of the sector jobs are filled
- **Finance, Insurance, and Real Estate** – 10.7% of the sector jobs are filled
- **Information** – 37.4% of the sector jobs are filled
- **Other Services** – 51.1% of the sector jobs are filled
- **Professional, Scientific, Management Services** – 24.6% of the sector jobs are filled
- **Transportation and Warehousing** – 95.2% of the sector jobs are filled
- **Wholesale Trade** – 65.0% of the sector jobs are filled

Note that finance, insurance, and real estate are included in the deficiency section, as many of the employees filling these jobs live outside of the City of Hartford.

Data was not available for the following sector:

- **Public Administration** – 0% of the sector workforce is utilized

Describe any current workforce training initiatives, including those supported by Workforce Investment Boards, community colleges and other organizations. Describe how these efforts will support the jurisdiction's Consolidated Plan.

Current workforce development efforts in the City of Hartford are coordinated by a coalition of City departments and Capital Workforce Partners—the region’s workforce development board—and coalitions involving the United Way, universities, and other partners. These current partnerships are refocusing on strategies that will help people of color and women. While an apprenticeship program has been created, it requires scaling up. Many stakeholders in the City recognize the need to raise wages and salaries for people in the City, as well as methods to connect them to the employment opportunities available in large industries like the insurance companies and the Hartford Hospital. There is a need for additional healthcare and educational programs to support residents of the City of Hartford to attain healthcare positions. There is currently a Healthcare Magnet School in the Hartford Public School system. There is currently a Healthcare Magnet School in the Hartford Public School system. There is also a need for youth employment programs and child care programs for employers in the area.

Some workforce development initiatives that are required include bilingual education and language training programs. There is a need to educate those who speak English as a second language in the City, particularly in the healthcare field.

Does your jurisdiction participate in a Comprehensive Economic Development Strategy (CEDS)?

Yes

If so, what economic development initiatives are you undertaking that may be coordinated with the Consolidated Plan? If not, describe other local/regional plans or initiatives that impact economic growth.

Metro Hartford Future is a Comprehensive Economic Development Strategy for the Capitol Region. The plan covers Hartford County and Tolland County and the majority of the towns within this region. The goals and strategies of the plan include:

- Develop talent with a focus on underserved and underrepresented populations to meet the needs of the region’s employers.
- Invest in quality of place amenities throughout the region in order to retain and attract talent.
- Brand and promote the strength of industry to increase investment.

These goals align closely with the City of Hartford's goals, including inclusive workforce training of the low- and moderate-income minority populations of the City. Additionally, the Strategy focuses on placemaking, which are initiatives that the City of Hartford is undertaking in both Downtown and within its residential neighborhoods.

Discussion

As of the 2013-2017 ACS, the unemployment rate in the City of Hartford was 16.0%, compared to 7.4% for Hartford County, 7.2% for the State of Connecticut, and 6.6% for the Country as a whole. The City has a high unemployment rate, and the need for jobs and job training for the disabled and very low income remains a priority.

MA-50 Needs and Market Analysis Discussion

Are there areas where households with multiple housing problems are concentrated? (include a definition of "concentration")

According to stakeholder interviews, housing problems are generally concentrated on the North End of the City of Hartford, and in the near south neighborhoods such as Frog Hollow. These areas of concentration tend to have high numbers of low- and moderate-income residents. Census Tracts and Block Groups with a concentration of 51% or more of the population as being below median income and are listed at the end of the section.

Are there any areas in the jurisdiction where racial or ethnic minorities or low-income families are concentrated? (include a definition of "concentration")

HUD defines an area of minority concentration as a Block Group that has 20% higher minority population than the minority population in a housing market, or a minority population greater than 50%, based on whichever is lower. Because the City of Hartford's minority population is 85.2%, the 50% threshold is used. Neighborhoods that are considered areas of minority concentration are listed at the end of the section.

What are the characteristics of the market in these areas/neighborhoods?

These areas have some of the oldest housing stock in the City. The housing was built as "worker" houses. They are multi-family rental properties. There are numerous vacant and boarded-up houses and vacant lots where houses and businesses once stood. The market in these neighborhoods is poor. Some of these areas struggle with the perception of high crime.

Are there any community assets in these areas/neighborhoods?

Community assets vary. Many of the neighborhoods have strong community groups that work to advocate for their neighborhood. Much of the housing stock is older, and many areas may be considered historic. The majority of the City is urban and walkable. There are community centers, neighborhood parks, and libraries in many of the City's neighborhoods.

Are there other strategic opportunities in any of these areas?

The North End of Hartford is a Promise Zone. This is a HUD program that targets areas with funding for façade and infrastructure improvements, major renovations, and public services. The Parkville Neighborhood has a Connecticut FastTrack station, which provides an opportunity for Transit-Oriented Development. Both of these areas are in the planning stage for new economic and housing development plans.

Areas of Minority Concentration

HUD defines an area of minority concentration as a Block Group that has 20% higher minority population than the minority population in a housing market, or a minority population greater than 50%, based on whichever is lower. Because the City of Hartford’s minority population is 85.2%, the 50% threshold is used. The following neighborhoods are considered areas of minority concentration of Black (either African American or West Indian) households:

C.T. 504000, B.G. 3	C.T. 503900, B.G. 5	C.T. 501200, B.G. 2	C.T. 504200, B.G. 4
C.T. 503900, B.G. 4	C.T. 501500, B.G. 2	C.T. 503900, B.G. 1	C.T. 524600, B.G. 4
C.T. 503900, B.G. 2	C.T. 503700, B.G. 2	C.T. 524600, B.G. 3	C.T. 501300, B.G. 1
C.T. 504000, B.G. 1	C.T. 524600, B.G. 1	C.T. 501400, B.G. 2	C.T. 501200, B.G. 1
C.T. 503900, B.G. 3	C.T. 524400, B.G. 1	C.T. 503500, B.G. 1	C.T. 503100, B.G. 2
C.T. 503700, B.G. 1	C.T. 501400, B.G. 1	C.T. 503300, B.G. 1	C.T. 524400, B.G. 2
C.T. 504000, B.G. 2	C.T. 501500, B.G. 1	C.T. 501300, B.G. 2	C.T. 501800, B.G. 2

The following neighborhoods are considered areas of minority concentration of Hispanic or Latino households:

C.T. 504000, B.G. 1	C.T. 524700, B.G. 2	C.T. 500500, B.G. 2	C.T. 524600, B.G. 3
C.T. 524600, B.G. 1	C.T. 502700, B.G. 1	C.T. 502900, B.G. 1	C.T. 504100, B.G. 1
C.T. 502100, B.G. 1	C.T. 500200, B.G. 1	C.T. 524400, B.G. 2	C.T. 504800, B.G. 2
C.T. 524502, B.G. 2	C.T. 501400, B.G. 2	C.T. 503100, B.G. 1	C.T. 502400, B.G. 2
C.T. 503900, B.G. 5	C.T. 503900, B.G. 3	C.T. 501300, B.G. 1	C.T. 503700, B.G. 2
C.T. 503300, B.G. 2	C.T. 503900, B.G. 2	C.T. 504200, B.G. 1	C.T. 501300, B.G. 2
C.T. 501200, B.G. 1	C.T. 502300, B.G. 2	C.T. 503500, B.G. 1	C.T. 504500, B.G. 2
C.T. 500100, B.G. 2	C.T. 501800, B.G. 2	C.T. 502900, B.G. 2	C.T. 502300, B.G. 5
C.T. 500500, B.G. 1	C.T. 504200, B.G. 4	C.T. 501400, B.G. 1	C.T. 504800, B.G. 3
C.T. 503700, B.G. 1	C.T. 504300, B.G. 2	C.T. 524600, B.G. 4	C.T. 501800, B.G. 3
C.T. 502100, B.G. 2	C.T. 524501, B.G. 1		

Areas of Minority Concentration

Low- and Moderate-Income Census Tracts & Block Groups

Census Tracts and Block Groups with a concentration of 51% or more of the population as being below median income includes the following:

C.T. 500100, B.G. 1	C.T. 501800, B.G. 3	C.T. 503100, B.G. 1	C.T. 504200, B.G. 4
C.T. 500100, B.G. 2	C.T. 502300, B.G. 1	C.T. 503100, B.G. 2	C.T. 504300, B.G. 1
C.T. 500200, B.G. 1	C.T. 502300, B.G. 2	C.T. 503100, B.G. 3	C.T. 504300, B.G. 2
C.T. 500300, B.G. 1	C.T. 502300, B.G. 4	C.T. 503100, B.G. 4	C.T. 504500, B.G. 1
C.T. 500300, B.G. 2	C.T. 502300, B.G. 5	C.T. 503100, B.G. 5	C.T. 504500, B.G. 2
C.T. 500400, B.G. 1	C.T. 502400, B.G. 1	C.T. 503300, B.G. 1	C.T. 504500, B.G. 3
C.T. 500500, B.G. 1	C.T. 502400, B.G. 2	C.T. 503300, B.G. 2	C.T. 504800, B.G. 1
C.T. 500700, B.G. 1	C.T. 502400, B.G. 3	C.T. 503500, B.G. 1	C.T. 504800, B.G. 2
C.T. 500900, B.G. 1	C.T. 502500, B.G. 2	C.T. 503700, B.G. 1	C.T. 504800, B.G. 3
C.T. 500900, B.G. 2	C.T. 502600, B.G. 1	C.T. 503700, B.G. 2	C.T. 504800, B.G. 4
C.T. 501200, B.G. 1	C.T. 502600, B.G. 2	C.T. 503800, B.G. 1	C.T. 504900, B.G. 1
C.T. 501200, B.G. 2	C.T. 502700, B.G. 1	C.T. 503900, B.G. 1	C.T. 504900, B.G. 2
C.T. 501300, B.G. 1	C.T. 502700, B.G. 2	C.T. 503900, B.G. 3	C.T. 524400, B.G. 1
C.T. 501300, B.G. 2	C.T. 502700, B.G. 3	C.T. 503900, B.G. 4	C.T. 524400, B.G. 2
C.T. 501400, B.G. 1	C.T. 502800, B.G. 1	C.T. 504000, B.G. 1	C.T. 524501, B.G. 1
C.T. 501400, B.G. 2	C.T. 502800, B.G. 2	C.T. 504000, B.G. 2	C.T. 524501, B.G. 2
C.T. 501500, B.G. 1	C.T. 502900, B.G. 1	C.T. 504000, B.G. 3	C.T. 524502, B.G. 2
C.T. 501500, B.G. 2	C.T. 502900, B.G. 2	C.T. 504100, B.G. 1	C.T. 524600, B.G. 1
C.T. 501700, B.G. 1	C.T. 502900, B.G. 3	C.T. 504200, B.G. 1	C.T. 524600, B.G. 3
C.T. 501800, B.G. 1	C.T. 503000, B.G. 1	C.T. 504200, B.G. 2	C.T. 524600, B.G. 4
C.T. 501800, B.G. 2	C.T. 503000, B.G. 2	C.T. 504200, B.G. 3	C.T. 524700, B.G. 1

Low- and Moderate-Income Block Groups

MA-60 Broadband Needs of Housing occupied by Low- and Moderate-Income Households - 91.210(a)(4), 91.310(a)(2)

Describe the need for broadband wiring and connections for households, including low- and moderate-income households and neighborhoods.

The City of Hartford has some free Wi-Fi, but it is not widespread and not reliable. The City has discussed taking control of some of the private broadband infrastructure that has been installed in the City. Wi-Fi is available in some public buildings, though not extensively. There are a large number of City buildings that could be utilized to create new Wi-Fi infrastructure without having to put the infrastructure underground. Because the majority of the City of Hartford is low- and moderate-income, any of these changes would increase broadband access to these neighborhoods.

Describe the need for increased competition by having more than one broadband Internet service provider serve the jurisdiction.

Verizon and T-Mobile have both installed Wi-Fi infrastructure in the City. Verizon has laid the conduit for 5G, while T-Mobile has been installing Wi-Fi receivers on light poles. The City has been in discussions to take over some of this infrastructure.

MA-65 Hazard Mitigation - 91.210(a)(5), 91.310(a)(3)

Describe the jurisdiction's increased natural hazard risks associated with climate change.

The City of Hartford has recognized the need to address flood hazard risks due to the location of the Connecticut River. Historic measures were taken, including the conversion of land along the river into park space, and the installation of pumps to assist the City in mitigation of flooding. The City partners with the Army Corps of Engineers to keep the pumps working properly in the event of flooding. There is a need to modernize the pump system.

Describe the vulnerability to these risks of housing occupied by low- and moderate-income households based on an analysis of data, findings, and methods.

Due to the presence of the Connecticut River, a large portion of City land is in the flood zone. Some of the flood plain has been developed for airport and park space to mitigate future flood damage. The City has six (6) flood control pump stations that work to keep the populated parts of the City from flooding. Though these pumps still work, they are in need of replacement, and staff to oversee their operation. As much of the City is low- and moderate-income, and much of the City is at risk from a flooding of the Connecticut River. The City of Hartford's Department of Health and Human Services has partnered with the Fire Department as the Emergency Manager due to the increased risk to low- and moderate-income households from natural disasters, and is currently developing a plan to mitigate effects to these populations.

Strategic Plan

SP-05 Overview

Strategic Plan Overview

The Five Year Consolidated Plan is a guide for the City of Hartford to use in its housing, community development, and economic programs and initiatives. The Strategic Plan portion of the Five Year Consolidated Plan establishes the City's goals and objectives to address its need for:

- Housing
- Homelessness
- Special needs
- Community development
- Economic development

This strategy has been developed as the result of meetings agencies/organizations, public hearings, community meetings, resident survey, agency/organization survey, and consultations. It is based on the needs assessment and market analysis.

The over-riding objective and strategy is to assist low- and moderate-income residents (incomes of less than 80% of the area median income). These residents are referred to as the "target income" group. The City has an overall low and moderate income percentage of its population at 76.72%. The City is cognizant of the Federal regulation that at least 70% of all its CDBG funds must principally benefit low and moderate income persons. The City is committed to this and has designed its Strategic Plan to meet that requirement.

The principles of the FY 2020-2024 Consolidated Plan are as follows:

- **Assist** - by developing comprehensive strategies to support and assist those residents who are low- and moderate-income.
- **Involve** - the community and provide opportunities for citizen input in the planning process for the preparation of the plan.
- **Collaborate** - between public, private, and non-profit agencies and organizations to ensure that activities and services will be efficient and effective.
- **Leverage** - CDBG funds and other local resources to maximize the effectiveness of programs and services.
- **Promote** – the involvement of agencies and organizations to undertake specific projects and activities to assist low- and moderate-income persons.

The priority needs of the Five Year Consolidated Plan were determined based on the following:

- Research of existing data on needs of the City
- Consultation with City staff Departments and officials
- Interviews and meetings with stakeholders
- Public hearings
- Community meetings
- Resident surveys
- Surveys of social service providers, housing organizations, and community and economic development agencies

The key factors affecting the determination of the Five Year priorities for the Consolidated Plan include the following:

- Target lower income households which have the greatest needs
- The areas with the greatest concentration of low-income households
- Activities that will best address the needs of City residents
- The limited amount of funding available to meet the needs
- The ability to leverage additional financial resources

SP-10 Geographic Priorities – 91.215 (a)(1)

Geographic Area

Table 50 - Geographic Priority Areas

1	Area Name:	Citywide
	Area Type:	Local Target area
	Other Target Area Description:	
	HUD Approval Date:	
	% of Low/ Mod:	
	Revital Type:	Other
	Other Revital Description:	Low and Moderate Income Qualifying Areas throughout the City of Hartford
	Identify the neighborhood boundaries for this target area.	
	Include specific housing and commercial characteristics of this target area.	
	How did your consultation and citizen participation process help you to identify this neighborhood as a target area?	
	Identify the needs in this target area.	
	What are the opportunities for improvement in this target area?	
	Are there barriers to improvement in this target area?	

General Allocation Priorities

Describe the basis for allocating investments geographically within the jurisdiction (or within the EMSA for HOPWA)

The City of Hartford will allocate its CDBG funds to those geographic areas whose population is over 51% low- and moderate-income. At least 70% of all the City's CDBG funds that are budgeted for activities will principally benefit low- and moderate-income persons. The following guidelines for allocating CDBG and HOME funds will be used by the City for the FY 2020 Program Year:

- The public services activities are for social service organizations whose clientele have a low income or in certain cases a limited type of clientele with a presumed low- and moderate-income status.

- The public facilities activities are either located in a low- and moderate-income census tract/block group or have a low- and moderate-income service area benefit or clientele over 51% low- and moderate-income.
- The infrastructure improvement activities are either located in a low- and moderate-income census tract/block group or have a low- and moderate-income service area benefit or clientele over 51% low- and moderate-income.
- The acquisition and demolition of structures are either located in a low- and moderate-income census area or these activities are eligible by preventing or eliminating slums and blight on a spot basis or area basis.
- The housing activities have income eligibility criteria, therefore the income requirement directs funds to low- and moderate-income households throughout the City.
- Economic development projects will either be located in a low- and moderate-income census tract/block group, or a poverty tract greater than 20%, or part of a redevelopment plan, or making 51% of the jobs available to low- and moderate-income population.

The HOME funds will also be used for administration and for housing projects. HOME funds will also be used for tenant based rental assistance to aid in the recovery from COVID-19. These funds will be targeted to low-income persons and projects designed to provide affordable housing to low-income persons and are located in low and moderate income areas.

The HOPWA funds will be used for housing related services for those with HIV/AIDS, such as tenant based rental assistance, emergency short-term mortgage assistance, utility assistance, and information referrals.

The ESG funds will go to street outreach, emergency shelters, homeless prevention, rapid re-housing, and HMIS. The disbursement is based on need of each shelter or agency, not by geographic area.

SP-25 Priority Needs - 91.215(a)(2)

Priority Needs

Table 51 – Priority Needs Summary

1	Priority Need Name	Housing Priority
	Priority Level	High
	Population	Extremely Low Low Moderate Large Families Families with Children Elderly Public Housing Residents
	Geographic Areas Affected	Citywide
	Associated Goals	HSS-1 Homeownership HSS-2 Housing Construction HSS-3 Owner-Occupied Housing Rehabilitation HSS-4 Renter-Occupied Housing Rehabilitation HSS-5 Neighborhood Revitalization HSS-6 Fair Housing HSS-7 Tenant-Based Rental Assistance HSS-8 Relocation Assistance
	Description	There is a need to improve the quality of the housing stock in the community by increasing the amount of decent, safe, sound, and accessible housing for homeowners, renters, and homebuyers that is affordable to low- and moderate-income persons and families.
	Basis for Relative Priority	Over 41% of households are cost overburdened by at least 30%. More than 47% of housing units were constructed prior to 1950.
	2	Priority Need Name
Priority Level		High

	Population	Extremely Low Low Moderate Large Families Families with Children Elderly Chronic Homelessness Individuals Families with Children Mentally Ill Chronic Substance Abuse veterans Persons with HIV/AIDS Victims of Domestic Violence Unaccompanied Youth Elderly Frail Elderly Persons with Mental Disabilities Persons with Physical Disabilities Persons with Developmental Disabilities Persons with Alcohol or Other Addictions Persons with HIV/AIDS and their Families Victims of Domestic Violence
	Geographic Areas Affected	Citywide
	Associated Goals	HMS-1 Operation/Support HMS-2 Prevention and Re-Housing HMS-3 Housing HMS-4 Permanent Housing
	Description	There is a need for housing and support services for homeless persons and persons at risk of becoming homeless.
	Basis for Relative Priority	The needs were identified based off of consultation with the Coordinated Access Network and its participating agencies.
3	Priority Need Name	Other Special Needs Priority
	Priority Level	High

	Population	Extremely Low Low Moderate Middle Large Families Families with Children Elderly Public Housing Residents Elderly Frail Elderly Persons with Mental Disabilities Persons with Physical Disabilities Persons with Developmental Disabilities Persons with Alcohol or Other Addictions Persons with HIV/AIDS and their Families Victims of Domestic Violence Non-housing Community Development
	Geographic Areas Affected	Citywide
	Associated Goals	SNS-1 Housing SNS-2 Social Services SNS-3 Accessibility
	Description	There is a continuing need for affordable housing, services, and facilities for the elderly, persons with disabilities, persons with HIV/AIDS, victims of domestic violence, persons with alcohol/drug dependency, and persons with other special needs.
	Basis for Relative Priority	These priorities were developed using statistical data, special needs specific consultation, and resident input.
4	Priority Need Name	Community Development Priority
	Priority Level	High

	Population	Extremely Low Low Moderate Middle Large Families Families with Children Elderly Public Housing Residents Elderly Frail Elderly Persons with Mental Disabilities Persons with Physical Disabilities Persons with Developmental Disabilities Persons with Alcohol or Other Addictions Persons with HIV/AIDS and their Families Victims of Domestic Violence Non-housing Community Development
	Geographic Areas Affected	Citywide
	Associated Goals	CDS-1 Public Facilities CDS-2 Infrastructure CDS-3 Accessibility CDS-4 Public Services CDS-5 Food Programs CDS-6 Public Safety CDS-7 Blight Remediation CDS-8 Community Based Organizations CDS-9 Transportation
	Description	There is a need to improve the municipal facilities, infrastructure, public social/welfare services, food program, public safety, clearance, and the quality of life for all residents in the community.
	Basis for Relative Priority	These needs were developed using statistical data, consultations, and resident participation.
5	Priority Need Name	Economic Development Priority
	Priority Level	High

	Population	Extremely Low Low Moderate Middle Large Families Families with Children Elderly Public Housing Residents Non-housing Community Development Other
	Geographic Areas Affected	Citywide
	Associated Goals	EDS-1 Employment EDS-2 Financial and Technical Assistance EDS-3 Redevelopment Program EDS-4 Infrastructure EDS-5 Section 108 Loans
	Description	There is a need to increase employment, job training, technical assistance, infrastructure improvements, and economic empowerment of low- and moderate-income residents in the City.
	Basis for Relative Priority	These needs were developed using statistical data, consultations, and resident participation.
6	Priority Need Name	Administration, Planning, and Management Priority
	Priority Level	High
	Population	Non-housing Community Development Other
	Geographic Areas Affected	Citywide
	Associated Goals	AMS-1 Overall Coordination AMS-2 Special Studies/Management AMS-3 Fair Housing
	Description	There is a continuing need for planning, administration, management, and oversight of federal, state, and local funded programs.

Basis for Relative Priority	These needs were developed from consultations.
------------------------------------	--

Narrative (Optional)

The priority ranking of needs for housing, homelessness, other special needs, community development, economic development, and administration are as follows:

- **High Priority** - Activities are assigned a high priority if the City expects to fund them during the Five-Year Consolidated Plan period.
- **Low Priority** - Activities are assigned a low priority if the activity may not be funded by the City during the Five-Year Consolidated Plan period. The City may support applications for other funding if those activities are consistent with the needs identified in the Five-Year Consolidated Plan.

SP-30 Influence of Market Conditions – 91.215 (b)

Influence of Market Conditions

Affordable Housing Type	Market Characteristics that will influence the use of funds available for housing type
Tenant Based Rental Assistance (TBRA)	The City has very limited HOME funds. Financial assistance has been limited to acquisition, construction, or rehabilitation of properties for affordable housing for both owner and renter occupied housing. To address needs arising from the COVID 19 crisis, the City is currently considering providing TBRA utilizing HOME funds. CDBG & ESG funds are not being used for TBRA. The City is using HOPWA funds for rental assistance.
TBRA for Non-Homeless Special Needs	The City is using HOPWA funds for rental assistance to meet the needs of persons with AIDS.
New Unit Production	Land acquisition is expensive in the City of Hartford, making the construction of new units difficult. The City of Hartford is targeting its efforts in new unit production into large multi-unit developments that are located in areas of opportunity. The City is also producing new units in place of former public housing sites that have been closed and demolished, as the City already owns this land.
Rehabilitation	Over 84.5% of all housing units in the City were built prior to 1980. Due to the age of these structures, there is a need to rehabilitate the City's housing stock. Much of this housing stock is rental housing. It is more economical to rehab an existing home than to construct a new home, although landlords are often disincentivized from doing so because of long-lasting affordability requirements associated with Federal funds.
Acquisition, including preservation	<p>The cost to acquire property is expensive, especially when relocation benefits are required. Approximately 20% of the buildings in the City of Hartford are considered historic.</p> <p>The City has developed guidelines for historic presentation that are available through contact with Development Services and the Hartford Preservation Alliance. Best practices are available for bricks and masonry, porches, roofs, siding, and sites. Historic Tax Credits are available for rehabilitation projects through the State of Connecticut.</p>

Table 52 – Influence of Market Conditions

SP-35 Anticipated Resources - 91.215(a)(4), 91.220(c)(1,2)

Introduction

The City of Hartford will receive \$3,714,311 in CDBG funds, \$1,434,437 in HOME funds, \$309,047 in ESG funds, and \$1,179,158 in HOPWA funds for the FY 2020 Program Year. The program year goes from July 1, 2020 through June 30, 2021. These funds will be used to address the following priority needs: Housing; Homeless; Other Special Needs; Community Development; Economic Development; and Administration, Planning, and Management.

The “Expected Amount Available Reminder of Consolidated Plan” field is based off the FY 2020 allocation projected across five years.

The accomplishments of these projects/activities will be reported in the FY 2020 Consolidated Annual Performance and Evaluation Report (CAPER).

Anticipated Resources

Program	Source of Funds	Uses of Funds	Expected Amount Available Year 1				Expected Amount Available Remainder of ConPlan \$	Narrative Description
			Annual Allocation: \$	Program Income: \$	Prior Year Resources: \$	Total: \$		
CDBG	public - federal	Acquisition Admin and Planning Economic Development Housing Public Improvements Public Services	3,714,311	360,133	127,183	4,201,627	14,857,244	Five years of funding at the FY 2020 funding level. 57 projects/activities were funded based on the FY 2020 CDBG allocations.

Program	Source of Funds	Uses of Funds	Expected Amount Available Year 1				Expected Amount Available Remainder of ConPlan \$	Narrative Description
			Annual Allocation: \$	Program Income: \$	Prior Year Resources: \$	Total: \$		
HOME	public - federal	Acquisition Homebuyer assistance Homeowner rehab Multifamily rental new construction Multifamily rental rehab New construction for ownership TBRA	1,434,437	198,000	0	1,632,437	5,737,748	Five years of funding at the FY 2020 funding level. 5 projects/activities were funded based on the FY 2020 HOME allocations.
HOPWA	public - federal	Permanent housing in facilities Permanent housing placement Short term or transitional housing facilities STRMU Supportive services TBRA	1,179,158	0	84,723	1,263,881	4,716,632	Five years of funding at the FY 2020 funding level. 8 Projects/Activities were funded based on the FY 2020 HOPWA allocations.

Program	Source of Funds	Uses of Funds	Expected Amount Available Year 1				Expected Amount Available Remainder of ConPlan \$	Narrative Description
			Annual Allocation: \$	Program Income: \$	Prior Year Resources: \$	Total: \$		
ESG	public - federal	Conversion and rehab for transitional housing Financial Assistance Overnight shelter Rapid re-housing (rental assistance) Rental Assistance Services Transitional housing	309,047	0	0	309,047	1,236,188	Five years of funding at the FY 2020 funding level. 1 Project/Activity were funded based on the FY 2020 ESG allocations.

Table 53 - Anticipated Resources

Explain how federal funds will leverage those additional resources (private, state and local funds), including a description of how matching requirements will be satisfied

The following public (non-federal) and private financial resources are anticipated to be available to the City of Hartford to address the needs identified in the Five Year Consolidated Plan and Annual Action Plans:

Other Federal Funds:

The City of Hartford anticipates that it will receive a number of other Federal funds that it will use to complete its Five Year Community Development goals, including: FHW/Federal Lands Access Program (FLAP); EPA Brownfield grants; FHA Streetscape Grants; CDC/Racial and Ethnic Approaches to Community Health; USDA/WIC funds; and HRSA/Ryan White Funds to assist those with HIV/AIDS, among others.

State of Connecticut:

The City of Hartford anticipates that it will be receiving State Grant Funds during the Five Year Consolidated Plan. State Departments offering grants that the City intends to apply for include: CT Department of Economic & Community Development; CT Department of Transportation; CT Department of Housing; CT Department of Education; and CT Department of Social Services. State funds will be used for Brownfield cleanups, complete streets and bike lane programs, overdose harm reduction, HIV Prevention, the new Park Street branch library, the Youth Services Bureau, and a Sustainable Housing Solutions Program, among other projects.

Private Funding:

The City of Hartford intends to leverage funding from private entities including Cities of Service, Unilever, and the University of Connecticut, as well as foundations such as the National Fish and Wildlife Federation, Travelers Insurance Foundation, and the Hartford Foundation for Public Giving.

Local Funds:

The City of Hartford will utilize funds from the North Central Area Agency on Aging to provide programs for elderly residents through Nutrition, Home Help Care, and Wellness programs, and will receive grant funds from the Metropolitan District (MDC) in connection with a stormwater remediation collaborative project.

If appropriate, describe publically owned land or property located within the jurisdiction that may be used to address the needs identified in the plan

There are a number of vacant properties held by the City of Hartford. The City of Hartford holds eighteen (18) parcels dating back to Urban Renewal Programs. Development Services responsible for the marketing and conveyance of these parcels to private investors to develop infill housing and infill commercial development. Parcels of note include:

- **614 Albany Avenue** – A former police substation to be redeveloped for either recreational or mixed use
- **1355 & 1359 Main Street** – Mixed use buildings in the gateway to the Central Business District
- **1540 Main Street** – Former buildings of a now-defunct school in the gateway to the Central Business District

Discussion

SP-40 Institutional Delivery Structure – 91.215(k)

Explain the institutional structure through which the jurisdiction will carry out its consolidated plan including private industry, non-profit organizations, and public institutions.

Responsible Entity	Responsible Entity Type	Role	Geographic Area Served
Housing Authority of the City of Hartford	PHA	Public Housing	Jurisdiction
City of Hartford	Government	Economic Development Homelessness Non-homeless special needs Planning neighborhood improvements public facilities public services	Jurisdiction
Department of Development Services	Government	Economic Development Ownership Public Housing Rental neighborhood improvements public facilities	Jurisdiction
Connecticut Balance of State CoC	Continuum of care	Homelessness Planning	Region

**Table 54 - Institutional Delivery Structure
Assess of Strengths and Gaps in the Institutional Delivery System**

The City of Hartford’s strength is that it is committed to continuing its participation and coordination with Federal, state, county, and local agencies, as well as with the private and non-profit sectors, to serve the needs of target income individuals and families in the City. The amount of available funds to support community and economic development, affordable housing, and social services agencies for target income populations is the most significant gap in the delivery system.

The CAN has worked with providers related to connecting consumers cash entitlements, specifically SSI and SSDI, through the SOAR program, which stands for stands for SSI & SSDI Outreach Access and Recovery. Program staff have been trained in SOAR and continue to attempt to secure consumers with

benefits. The CAN has a strong working relationship with the local VA and works to ensure that veterans are receiving all benefits for which they qualify.

Hartford has a robust consortium of workforce development programs and organizations with multiple sources of Federal and other funding, including without limitation the regional workforce development board, Capital Workforce Partners, Working Cities, Generation Work, the Hartford Public Library, United Way of Central and Northeastern Connecticut, and over 25 community-based organizations that work in collaboration. Gaps exist in workforce development services because the City of Hartford does not have a separate office within its infrastructure for Workforce Development. Though Development Services includes Workforce Development in its Economic Development Division, most of this work is done by the aforementioned organizations.

Additional gaps exist for the population that is at risk of homelessness. Due to the shortage of affordable housing, individuals and families with the lowest incomes are at risk of becoming homeless. Though some programs exist, including funds to provide tenant-based rental assistance, diversion is the primary strategy to prevent homelessness for this population.

Strengths in the system include the City’s cooperation and work with nonprofits, particularly those serving youth in the City. The City also makes funds available to nonprofit entities that work to make housing affordable, and to create new affordable housing for residents. Nonprofit agencies have good relationships with the City’s Central Grants Administration Office.

Availability of services targeted to homeless persons and persons with HIV and mainstream services

Homelessness Prevention Services	Available in the Community	Targeted to Homeless	Targeted to People with HIV
Homelessness Prevention Services			
Counseling/Advocacy	X	X	X
Legal Assistance	X		
Mortgage Assistance	X		X
Rental Assistance	X	X	X
Utilities Assistance	X		X
Street Outreach Services			
Law Enforcement	X	X	
Mobile Clinics	X	X	
Other Street Outreach Services	X	X	
Supportive Services			
Alcohol & Drug Abuse	X	X	X
Child Care	X		
Education	X	X	

Employment and Employment Training	X	X	X
Healthcare	X	X	X
HIV/AIDS	X	X	X
Life Skills	X	X	X
Mental Health Counseling	X	X	X
Transportation	X	X	
Other			

Table 55 - Homeless Prevention Services Summary

Describe how the service delivery system including, but not limited to, the services listed above meet the needs of homeless persons (particularly chronically homeless individuals and families, families with children, veterans and their families, and unaccompanied youth)

The CAN recognizes that some of its greatest gaps are in outreach to homeless persons. Outreach is currently conducted through partnerships with the police department. However, the Department of Public Works and Emergency Management Technicians also frequently interact with the homeless population. There is a gap between these two entities and the CAN, and there is a need to train these entities to conduct outreach training to the homeless community.

Another gap in the institutional delivery system according to consultation with services providers, is a lack of permanent supportive housing and rapid rehousing. There is a need to align supportive services with these types of housing. It is estimated that only 20% of the homeless population is being served with these types of programs, and more resources could lead to the assistance of more people.

The CAN’s diversion system prevents individuals from entering the system if they have other options. The Department of Health and Human Services is also able to provide mental health services to homeless individuals, including the chronically homeless. Using Coordinated Entry through the main organization, Journey Home, the CAN is able to direct and match homeless individuals and families to the types of shelter that best serves their needs.

The State of Connecticut has prioritized working with homeless veterans. The State of Connecticut and the Greater Hartford CAN have brought the number of chronically homeless veterans to functional 0. The progress made on assisting homeless veterans has been due to partnerships with the VA and the prioritization of SSVF funding to serve about 900 veterans statewide with 140 beds, as well as a number of effective outreach efforts and a by-name list of veterans seeking care. Additionally, Mercy Housing and Shelter Corporation’s Homelessness Prevention and Rapid Re-Housing Program provides employment assistance for veterans at risk of homelessness. The Community Renewal Team offers housing services to veterans.

The Youth Engagement Team Initiative for the CAN attempts to bring together stakeholders to focus on providing housing solutions for homeless youth. There is a need to target interventions to LGBTQIA+

homeless youth and to provide trauma-informed care, as unaccompanied youth who are homeless are frequently victims of domestic abuse. The Salvation Army and the Community Renewal Team offer housing services to unaccompanied youth. The Department of Children, Youth, and Families will provide assistance to youth in foster care as well, including summer youth employment programs and racial disparity working groups.

Describe the strengths and gaps of the service delivery system for special needs population and persons experiencing homelessness, including, but not limited to, the services listed above

Additional gaps are related to gender and gender identity. Few shelters are trained in assisting LGBTQIA+ populations, particularly transgender populations, and there is a need to meet the needs of these homeless populations. There are disproportionately fewer beds for women in the City of Hartford, and there is an increasing number of women seeking shelter with the increase in incidences of domestic violence.

Strengths in the institutional delivery system include the assistance provided for people who are returning from incarceration. The City has provided for a re-entry center that offers resources to those exiting incarceration, as well as caseworkers and meeting times for those seeking services to learn from the experiences of others within that population. Re-entry services exist for both men and women, and include counseling and connections to job training and housing resources. The Re-Entry Welcome Center is located in City Hall and acts as a central hub to direct the re-entry population to additional supportive services.

Other strengths include the City's HOPWA program. HOPWA providers draw from the same waiting list to ensure that services are provided for all based on existing capacity. Additionally, the City's HOPWA program is an innovator in creating an employment program for clients of HOPWA subrecipients.

Provide a summary of the strategy for overcoming gaps in the institutional structure and service delivery system for carrying out a strategy to address priority needs

High priorities for the City of Hartford in this FY 2020-2024 Five Year Consolidated Plan period include strengthening ties between groups that provide services. The work that the City has done integrating the waiting lists of its HOPWA providers can potentially be transferred to other social service providers, and replicated for other program recipients.

The City chooses to target populations that may not traditionally be targeted with services through HUD-funded programs, including the LGBTQIA+ population, individuals recovering from opioid addictions, and the re-entry population. In focusing on these populations, the City will both connect organizations currently serving these populations, and foster the targeting of these populations by agencies that may not traditionally target such populations.

Gaps in the workforce development system are currently filled by a partnership between the Department of Health and Human Services, the Department of Children, Families, Youth, and Recreation, the Department of Development Services, the Office of Central Grants Administration, and Capital Workforce Partners.

The greatest obstacle to any strategy to overcome these gaps is a lack of resources. There remains a great need for additional resources for the Department of Health and Human Services, as their case loads become more complex while funding remains stagnant.

SP-45 Goals Summary – 91.215(a)(4)

Goals Summary Information

Sort Order	Goal Name	Start Year	End Year	Category	Geographic Area	Needs Addressed	Funding	Goal Outcome Indicator
1	HSS-1 Homeownership	2020	2024	Affordable Housing	Citywide	Housing Priority	CDBG: \$125,000 HOME: \$693,000	Public service activities for Low/Moderate Income Housing Benefit: 200 Households Assisted Direct Financial Assistance to Homebuyers: 150 Households Assisted
2	HSS-2 Housing Construction	2020	2024	Affordable Housing	Citywide	Housing Priority	HOME: \$1,953,656	Rental units constructed: 15 Household Housing Unit Homeowner Housing Added: 30 Household Housing Unit Other: 0 Other
3	HSS-3 Owner-Occupied Housing Rehabilitation	2020	2024	Affordable Housing	Citywide	Housing Priority	CDBG: \$2,722,684 HOME: \$662,662	Homeowner Housing Rehabilitated: 473 Household Housing Unit
4	HSS-4 Renter-Occupied Housing Rehabilitation	2020	2024	Affordable Housing	Citywide	Housing Priority	CDBG: \$2,122,684 HOME: \$3,244,649	Rental units rehabilitated: 318 Household Housing Unit

Sort Order	Goal Name	Start Year	End Year	Category	Geographic Area	Needs Addressed	Funding	Goal Outcome Indicator
5	HSS-5 Neighborhood Revitalization	2020	2024	Affordable Housing	Citywide	Housing Priority	CDBG: \$0 HOME: \$0	Rental units constructed: 0 Household Housing Unit Rental units rehabilitated: 0 Household Housing Unit Homeowner Housing Added: 0 Household Housing Unit Homeowner Housing Rehabilitated: 0 Household Housing Unit
6	HSS-6 Fair Housing	2020	2024	Affordable Housing	Citywide	Housing Priority	CDBG: \$0	Other: 0 Other
7	HSS-7 Tenant-Based Rental Assistance	2020	2024	Affordable Housing	Citywide	Housing Priority	CDBG: \$0 HOPWA: \$1,658,907 HOME: \$0 ESG: \$0	Tenant-based rental assistance / Rapid Rehousing: 325 Households Assisted
8	HSS-8 Relocation Assistance	2020	2024	Affordable Housing	Citywide	Housing Priority	CDBG: \$1,464,970	Tenant-based rental assistance / Rapid Rehousing: 250 Households Assisted

Sort Order	Goal Name	Start Year	End Year	Category	Geographic Area	Needs Addressed	Funding	Goal Outcome Indicator
9	HMS-1 Operation/Support	2020	2024	Homeless	Citywide	Homeless Priority	CDBG: \$475,000 ESG: \$894,691	Public service activities other than Low/Moderate Income Housing Benefit: 1750 Persons Assisted Public service activities for Low/Moderate Income Housing Benefit: 0 Households Assisted Other: 5 Other
10	HMS-2 Prevention and Re-Housing	2020	2024	Homeless	Citywide	Homeless Priority	CDBG: \$750,000 ESG: \$596,461	Public service activities other than Low/Moderate Income Housing Benefit: 925 Persons Assisted Public service activities for Low/Moderate Income Housing Benefit: 600 Households Assisted
11	HMS-3 Housing	2020	2024	Homeless	Citywide	Homeless Priority	CDBG: \$0 HOME: \$0 ESG: \$0	Rental units constructed: 0 Household Housing Unit
12	HMS-4 Permanent Housing	2020	2024	Homeless	Citywide	Homeless Priority	CDBG: \$0 HOPWA: \$0 HOME: \$0 ESG: \$0	Rental units constructed: 0 Household Housing Unit

Sort Order	Goal Name	Start Year	End Year	Category	Geographic Area	Needs Addressed	Funding	Goal Outcome Indicator
13	SNS-1 Housing	2020	2024	Non-Homeless Special Needs	Citywide	Other Special Needs Priority	CDBG: \$0 HOPWA: \$0 HOME: \$0 ESG: \$0	Public Facility or Infrastructure Activities for Low/Moderate Income Housing Benefit: 0 Households Assisted Rental units rehabilitated: 0 Household Housing Unit Homeowner Housing Rehabilitated: 0 Household Housing Unit Other: 0 Other

Sort Order	Goal Name	Start Year	End Year	Category	Geographic Area	Needs Addressed	Funding	Goal Outcome Indicator
14	SNS-2 Social Services	2020	2024	Non-Homeless Special Needs	Citywide	Other Special Needs Priority	CDBG: \$85,579 HOPWA: \$3,954,446	Public Facility or Infrastructure Activities other than Low/Moderate Income Housing Benefit: 305 Persons Assisted Public service activities other than Low/Moderate Income Housing Benefit: 1070 Persons Assisted Public service activities for Low/Moderate Income Housing Benefit: 0 Households Assisted Other: 0 Other

Sort Order	Goal Name	Start Year	End Year	Category	Geographic Area	Needs Addressed	Funding	Goal Outcome Indicator
15	SNS-3 Accessibility	2020	2024	Non-Homeless Special Needs	Citywide	Other Special Needs Priority	CDBG: \$0	Public Facility or Infrastructure Activities other than Low/Moderate Income Housing Benefit: 0 Persons Assisted Rental units rehabilitated: 0 Household Housing Unit Homeowner Housing Rehabilitated: 0 Household Housing Unit Other: 0 Other
16	CDS-1 Public Facilities	2020	2024	Non-Housing Community Development	Citywide	Community Development Priority	CDBG: \$0	Public Facility or Infrastructure Activities other than Low/Moderate Income Housing Benefit: 0 Persons Assisted Public Facility or Infrastructure Activities for Low/Moderate Income Housing Benefit: 0 Households Assisted Other: 0 Other

Sort Order	Goal Name	Start Year	End Year	Category	Geographic Area	Needs Addressed	Funding	Goal Outcome Indicator
17	CDS-2 Infrastructure	2020	2024	Non-Housing Community Development	Citywide	Community Development Priority	CDBG: \$692,365	Public Facility or Infrastructure Activities other than Low/Moderate Income Housing Benefit: 124390 Persons Assisted Public Facility or Infrastructure Activities for Low/Moderate Income Housing Benefit: 0 Households Assisted Other: 0 Other
18	CDS-3 Accessibility	2020	2024	Non-Housing Community Development	Citywide	Community Development Priority	CDBG: \$0	Public Facility or Infrastructure Activities other than Low/Moderate Income Housing Benefit: 0 Persons Assisted Public Facility or Infrastructure Activities for Low/Moderate Income Housing Benefit: 0 Households Assisted Other: 0 Other

Sort Order	Goal Name	Start Year	End Year	Category	Geographic Area	Needs Addressed	Funding	Goal Outcome Indicator
19	CDS-4 Public Services	2020	2024	Non-Housing Community Development	Citywide	Community Development Priority	CDBG: \$1,724,675	Public service activities other than Low/Moderate Income Housing Benefit: 30670 Persons Assisted Public service activities for Low/Moderate Income Housing Benefit: 0 Households Assisted Businesses assisted: 25 Businesses Assisted Other: 0 Other
20	CDS-5 Food Programs	2020	2024	Non-Housing Community Development	Citywide	Community Development Priority	CDBG: \$0	Public service activities other than Low/Moderate Income Housing Benefit: 0 Persons Assisted Public service activities for Low/Moderate Income Housing Benefit: 0 Households Assisted Other: 0 Other

Sort Order	Goal Name	Start Year	End Year	Category	Geographic Area	Needs Addressed	Funding	Goal Outcome Indicator
21	CDS-6 Public Safety	2020	2024	Non-Housing Community Development	Citywide	Community Development Priority	CDBG: \$0	Public service activities other than Low/Moderate Income Housing Benefit: 0 Persons Assisted Public service activities for Low/Moderate Income Housing Benefit: 0 Households Assisted Other: 0 Other
22	CDS-7 Blight Remediation	2020	2024	Non-Housing Community Development	Citywide	Community Development Priority	CDBG: \$1,075,000	Housing Code Enforcement/Foreclosed Property Care: 500 Household Housing Unit
23	CDS-8 Community Based Organizations	2020	2024	Non-Housing Community Development	Citywide	Community Development Priority	CDBG: \$0	Other: 0 Other

Sort Order	Goal Name	Start Year	End Year	Category	Geographic Area	Needs Addressed	Funding	Goal Outcome Indicator
24	CDS-9 Transportation	2020	2024	Non-Housing Community Development	Citywide	Community Development Priority	CDBG: \$0	Public service activities other than Low/Moderate Income Housing Benefit: 0 Persons Assisted Public service activities for Low/Moderate Income Housing Benefit: 0 Households Assisted Jobs created/retained: 0 Jobs Businesses assisted: 0 Businesses Assisted Other: 0 Other

Sort Order	Goal Name	Start Year	End Year	Category	Geographic Area	Needs Addressed	Funding	Goal Outcome Indicator
25	EDS-1 Employment	2020	2024	Economic Development	Citywide	Economic Development Priority	CDBG: \$840,595	Public service activities other than Low/Moderate Income Housing Benefit: 1410 Persons Assisted Jobs created/retained: 0 Jobs Businesses assisted: 0 Businesses Assisted Other: 5 Other
26	EDS-2 Financial and Technical Assistance	2020	2024	Economic Development	Citywide	Economic Development Priority	CDBG: \$2,680,875	Public service activities other than Low/Moderate Income Housing Benefit: 4390 Persons Assisted Jobs created/retained: 0 Jobs Businesses assisted: 125 Businesses Assisted

Sort Order	Goal Name	Start Year	End Year	Category	Geographic Area	Needs Addressed	Funding	Goal Outcome Indicator
27	EDS-3 Redevelopment Program	2020	2024	Economic Development	Citywide	Economic Development Priority	CDBG: \$0	Facade treatment/business building rehabilitation: 0 Business Jobs created/retained: 0 Jobs Businesses assisted: 0 Businesses Assisted
28	EDS-4 Infrastructure	2020	2024	Economic Development	Citywide	Economic Development Priority	CDBG: \$225,000	Public Facility or Infrastructure Activities other than Low/Moderate Income Housing Benefit: 124390 Persons Assisted Jobs created/retained: 0 Jobs Businesses assisted: 0 Businesses Assisted Other: 0 Other

Sort Order	Goal Name	Start Year	End Year	Category	Geographic Area	Needs Addressed	Funding	Goal Outcome Indicator
29	EDS-5 Section 108 Loans	2020	2024	Economic Development	Citywide	Economic Development Priority	CDBG: \$0	Jobs created/retained: 0 Jobs Businesses assisted: 0 Businesses Assisted Other: 0 Other
30	AMS-1 Overall Coordination	2020	2024	Administration, Planning, and Management	Citywide	Administration, Planning, and Management Priority	CDBG: \$4,074,444 HOPWA: \$367,160 HOME: \$816,218 ESG: \$54,083	Other: 20 Other
31	AMS-2 Special Studies/Management	2020	2024	Administration, Planning, and Management	Citywide	Administration, Planning, and Management Priority	CDBG: \$0 HOME: \$0	Other: 1 Other
32	AMS-3 Fair Housing	2020	2024	Administration, Planning, and Management	Citywide	Administration, Planning, and Management Priority	CDBG: \$0 HOME: \$0	Other: 5 Other

Table 56 – Goals Summary

Goal Descriptions

1	Goal Name	HSS-1 Homeownership
	Goal Description	Assist low- and moderate-income households to become homeowners by providing down payment assistance, closing cost assistance, along with housing counseling training.
2	Goal Name	HSS-2 Housing Construction
	Goal Description	Increase the supply of decent, safe, sound, and accessible housing that is affordable to owners and renters in the community through new construction.
3	Goal Name	HSS-3 Owner-Occupied Housing Rehabilitation
	Goal Description	Continue to provide financial assistance to low- and moderate-income homeowners to rehabilitate and improve the energy efficiency of their existing owner-occupied housing.
4	Goal Name	HSS-4 Renter-Occupied Housing Rehabilitation
	Goal Description	Provide financial assistance to landlords to rehabilitate housing units, improve energy efficiency, and convert existing buildings for rent to low- and moderate-income tenants.
5	Goal Name	HSS-5 Neighborhood Revitalization
	Goal Description	Promote and strengthen the housing stock in residential neighborhoods throughout the City.
6	Goal Name	HSS-6 Fair Housing
	Goal Description	Promote fair housing choice and affirmatively further fair housing choice through education, training, and outreach in throughout the City of Hartford.
7	Goal Name	HSS-7 Tenant-Based Rental Assistance
	Goal Description	Provide financial assistance to tenants by providing funds for housing costs to sustain affordability.

8	Goal Name	HSS-8 Relocation Assistance
	Goal Description	Provide services and resources to individuals and families who are forced to relocate from their home due to fire or a disaster that destroyed their living unit or made it uninhabitable.
9	Goal Name	HMS-1 Operation/Support
	Goal Description	Assist homeless service providers in the operation of housing and support services for the homeless and persons who are at risk of becoming homeless.
10	Goal Name	HMS-2 Prevention and Re-Housing
	Goal Description	Continue to support the prevention of homelessness through anti-eviction activities and programs for rapid re-housing.
11	Goal Name	HMS-3 Housing
	Goal Description	Support the rehabilitation and accessibility improvements to emergency shelters and transitional housing for the homeless.
12	Goal Name	HMS-4 Permanent Housing
	Goal Description	Support the development of permanent supportive housing for homeless individuals and families.
13	Goal Name	SNS-1 Housing
	Goal Description	Increase the supply of affordable, decent, safe, sound, and accessible housing for the elderly, frail elderly, persons with disabilities, persons with HIV/AIDS, victims of domestic violence, persons with alcohol/drug dependency, and persons with other special needs through rehabilitation of existing buildings and new construction.
14	Goal Name	SNS-2 Social Services
	Goal Description	Support social service programs and facilities for the elderly, frail elderly, persons with disabilities, persons with HIV/AIDS, victims of domestic violence, persons with alcohol/drug dependency, and persons with other special needs.

15	Goal Name	SNS-3 Accessibility
	Goal Description	Promote and assist in making reasonable accommodations and accessibility improvements in housing for homeowners and renters, and bring public facilities and infrastructure into compliance with Federal, State, and local laws.
16	Goal Name	CDS-1 Public Facilities
	Goal Description	Improve the parks, recreational centers, trails, bikeways, and all public facilities in the municipality.
17	Goal Name	CDS-2 Infrastructure
	Goal Description	Improve the public infrastructure through rehabilitation, reconstruction, and new construction of streets, sidewalks, bridges, curbs, walks, water, sewer lines, storm drainage, sanitary sewers, broadband and other digital supports, etc.
18	Goal Name	CDS-3 Accessibility
	Goal Description	Remove and eliminate architectural barriers and make ADA accessibility improvements to public facilities.
19	Goal Name	CDS-4 Public Services
	Goal Description	Improve and enhance public services including: programs for youth, the elderly, disabled, and other public service programs for low- and moderate-income persons.
20	Goal Name	CDS-5 Food Programs
	Goal Description	Provide assistance for food and nutritional programs to address the needs of the unemployed, underemployed, and homeless populations.
21	Goal Name	CDS-6 Public Safety
	Goal Description	Improve the public safety facilities, equipment, crime prevention programs, community policing, and ability to respond to emergency situations.
22	Goal Name	CDS-7 Blight Remediation
	Goal Description	Remove, correct and eliminate blighting conditions and structures through remediation, rehabilitation, and as a last resort, clearance of blighted properties and structures throughout the City.

23	Goal Name	CDS-8 Community Based Organizations
	Goal Description	Provide operating support for community based organizations involved in facilitating or developing housing and/or commercial development activities in the City.
24	Goal Name	CDS-9 Transportation
	Goal Description	Encourage the public transit authority and carriers to address the needs of low-income persons and families, and the disabled to have access to employment, healthcare, and shopping.
25	Goal Name	EDS-1 Employment
	Goal Description	Support and encourage new job creation, job retention, workforce development, employment, and job training services for the unemployed and underemployed persons including summer youth programs.
26	Goal Name	EDS-2 Financial and Technical Assistance
	Goal Description	Support business and commercial growth through expansion and new development through technical assistance programs and low interest loans, grants, and micro grants.
27	Goal Name	EDS-3 Redevelopment Program
	Goal Description	Plan and promote the development, redevelopment and revitalization of economically distressed areas of the City.
28	Goal Name	EDS-4 Infrastructure
	Goal Description	Promote the development of open space, parking, landscaping, roads, walks, trails, and other forms of infrastructure in support of new economic development projects.
29	Goal Name	EDS-5 Section 108 Loans
	Goal Description	Support and retain businesses through the origination and repayment of Section 108 loans.

30	Goal Name	AMS-1 Overall Coordination
	Goal Description	Provide program management and oversight for the successful administration of Federal, State, and local funded programs, including planning services for special studies, annual action plans, five year consolidated plans, substantial amendments, consolidated annual performance and evaluation reports, environmental review clearance, fair housing, and compliance with all Federal, State, and local laws and regulations.
31	Goal Name	AMS-2 Special Studies/Management
	Goal Description	Provide and promote funds to assist with the development of special studies, plans, and management related activities.
32	Goal Name	AMS-3 Fair Housing
	Goal Description	Provide funds for training, education, outreach, and management to affirmatively further fair housing in the City of Hartford.

Estimate the number of extremely low-income, low-income, and moderate-income families to whom the jurisdiction will provide affordable housing as defined by HOME 91.315(b)(2)

It is estimated that the City of Hartford will utilize its CDBG and HOME funds to provide the following affordable housing:

- **Extremely Low-income** - 10 households
- **Low-income** - 22 households
- **Moderate Income** - 13 households

SP-50 Public Housing Accessibility and Involvement – 91.215(c)

Need to Increase the Number of Accessible Units (if Required by a Section 504 Voluntary Compliance Agreement)

Not Applicable. Half of the Hartford Housing Authority's remaining Low-Income Public Housing units are designated as elderly and disabled. All requests made to the 504 Coordinator are followed with a request for verification and, following the acknowledgement and followup from a doctor, are then implemented.

Activities to Increase Resident Involvements

The Hartford Housing Authority (HACH) has resident councils that take the form of the Hartford Housing Tenants Organization. The Organization has representatives from various resident councils, and every Low-Income Public Housing community has a resident council except for one.

The Housing Authority encourages participation in resident councils and participates in key meetings with councils regarding the development of and rehabilitation of units. Annual Plans are given to each resident council after board approval. Programs that exist to benefit residents of Low-Income Public Housing include:

- The Resident Opportunity and Self-Sufficiency (ROSS) Program provides Resident Service Coordinators to residents to improve the quality of life for those with limited employability (specifically the elderly and disabled).

HACH intends to apply for the funding for a Family Self-Sufficiency program.

Is the public housing agency designated as troubled under 24 CFR part 902?

No

Plan to remove the 'troubled' designation

Not Applicable.

SP-55 Barriers to affordable housing – 91.215(h)

Barriers to Affordable Housing

The Mayor of the City of Hartford has openly called to decrease racial segregation between the City of Hartford and the surrounding communities.

The following is an abbreviated list of the Impediments to Fair Housing Choice determined by the City of Hartford:

Impediment No. 1

The City is segregated by race, national origin, and income. However, any segregation within the City pales in comparison to the degree of segregation in the region. There must be a regional effort to promote integration and to ensure that everyone in the City and region has access to the housing of their choice.

Impediment No. 2

Housing discrimination is evidenced in:

- Home sales
- Rental housing
- Mortgage lending
- Home insurance
- Reasonable accommodations and modifications for persons with disabilities

Impediment No. 3

Many community residents lack a basic knowledge of their rights under the Fair Housing Act and where to go for assistance if they encounter housing discrimination.

Impediment No. 4

There are staff working in areas of housing who lack a knowledge of fair housing adequate to inform, assist, and/or refer clients who need help with fair housing issues.

Impediment No. 5

Many housing providers lack a working knowledge of fair housing laws and what is required for compliance with those laws.

Impediment No. 6

Predatory and abusive lending practices in the City of Hartford have targeted minorities and other classes protected under the Fair Housing Act.

Impediment No. 7

Neighborhoods with high rates of foreclosures indicate a higher likelihood to be denied or offered less favorable terms, fees, and conditions when applying for loans or insurance coverage.

Impediment No. 8

The problems of the lack of accessibility for persons with disabilities and the frequent denial of request for reasonable accommodations and modifications persist. These include the following:

- Lack of accessibility in rental housing.
- Housing industry resistance to mandated accessibility provisions.
- A shortage of funding for accessibility improvements in older housing units.

Impediment No. 9

There is a need to explicitly include AFFH planning and the tools to implement it at the front end of Federal projects to track the actions used by the City to AFFH.

Impediment No. 10

Despite a large Spanish-speaking population, 40% of the subsidized housing provider websites reviewed by the City had no information in Spanish.

Impediment No. 11

The AI identified three impediments to fair housing in the City's new Housing Code Enforcement Ordinance based on group homes:

- They must renew their license every year.
- They cannot transfer their licenses.
- They must have a supervisor on site at all times.

Impediment No. 12

The AI identified three areas where tenants are likely to face discrimination in the rental market:

- Discrimination against disabled subsidized tenants.
- Discrimination against renters based on source of income.
- Tenants with criminal records will be prevented from renting due to background check results.

Impediment No. 13

The City created the 2011 goal to develop more than 2,300 new units of housing. However, it has fallen short of this goal, particularly in the creation of housing units below 120% AMI. Because race and national origin correlate with people who are low-income, integration of the Downtown area requires additional units that are affordable.

The full Analysis of Impediments is included in the Appendices.

Strategy to Remove or Ameliorate the Barriers to Affordable Housing

The City of Hartford in its most recent Analysis of Impediments to Fair Housing Choice did not identify any negative effects of its public policies that serve as barriers to affordable housing. The City has continued to revise and update its Zoning Ordinance. This document is consistent with the Fair Housing Act, Section 504, and the Americans with Disabilities Act. There are no other public policies that restrict fair housing.

The City of Hartford is committed to removing or reducing barriers to the development of affordable housing whenever possible throughout the City. A variety of actions include, among others, to reduce the cost of housing to make it affordable. The Mayor of the City of Hartford has openly called to decrease racial segregation between the City of Hartford and the surrounding communities.

SP-60 Homelessness Strategy – 91.215(d)

Reaching out to homeless persons (especially unsheltered persons) and assessing their individual needs

The Greater Hartford Coordinated Action Network (CAN) works with the Hartford Police Department and the Department of Health and Human Services to assist populations that are at risk of homelessness. Persons and families at risk of homelessness are directed toward the 2-1-1 housing crisis line and encouraged to seek diversion assistance. Diversion is the primary strategy to address those at imminent risk, and households are encouraged to visit the Diversion Center. If the Diversion Center cannot divert the household, they are directed toward the relevant program based on their special needs or lack thereof. Multiple organizations collaborate on the diversion initiative.

The CAN recognizes that some of its greatest gaps are in outreach to homeless persons. Outreach is currently conducted through partnerships with the Police Department. However, the Department of Public Works and Emergency Management Technicians also frequently interact with the homeless populations. There is a gap between these two entities and the CAN, and there is a need to train these entities to conduct outreach to the homeless community.

Journey Home is the coordinating agency and thus responsible for the overall administration of the CAN and HMIS system. Journey Home works with the CAN and the CoC Committee to establish goals and performance measures. Journey Home began using Coordinated Entry in 2014, and it has been effective in directing people who are homeless to mainstream services that can assist them. Mainstream health services assist in outreach efforts for homeless individuals and families. Mainstream services that assist these populations include health services through organizations like Charter Oak Health Center. Charter Oak Health Center and other health organizations including True Colors and the Gay and Lesbian Health Collective have adapted their healthcare practices to better serve the homeless LGBTQIA+ population.

According to the 2019 Point-in-Time Count, there were 85 sheltered homeless adults with mental health issues, and 7 unsheltered adults. Additionally, there were 41 sheltered adults with substance abuse issues, and 7 unsheltered adults. The Greater Hartford CAN uses this data to target interventions to these populations. However, there is always a greater need for these services than there are providers.

Addressing the emergency and transitional housing needs of homeless persons

The City of Hartford's Department of Health and Human Services owns and operates both overnight and day shelters to meet the needs of homeless residents. Approximately one-third of the people staying in the City's emergency shelters are from outside of the City of Hartford. Many of the people staying in City shelters for extended amounts of time have substance abuse issues and require additional services. There is a need for shelter staff to be trained to assist transgender populations, and City-owned shelters require capital improvements.

Day shelters that are available for the homeless provide clean needles. There is an additional warming center during cold weather. The Warming Center recently began providing cots for the homeless instead of chairs. The number of unsheltered individuals in the City of Hartford decreased from 2018 to 2019 by 6%, while the number of individuals in transitional housing increased by 82% in that same time period. There are only 40 transitional housing beds in the City, which shows an additional need for this type of housing.

Many domestic violence survivors are placed in the emergency shelter system. There is a need for transitional housing and separate housing for these populations. There is a disproportionate amount of shelter beds for men, compared to women, which is notable as the number of homeless women is increasing in the City of Hartford, and Nationwide. Homeless youth are also frequently victims of domestic violence, and may be kept out of emergency shelters due to the potential for risk. There is also a need to address non-traditional family structures in shelters.

Helping homeless persons (especially chronically homeless individuals and families, families with children, veterans and their families, and unaccompanied youth) make the transition to permanent housing and independent living, including shortening the period of time that individuals and families experience homelessness, facilitating access for homeless individuals and families to affordable housing units, and preventing individuals and families who were recently homeless from becoming homeless again.

According to the Greater Hartford Coordinated Action Network (CAN), there is a need for more permanent supportive housing, rapid rehousing, and supportive services to assist people in need of housing. The Housing First Model's approach is to help individuals and families access and sustain permanent rental housing as quickly as possible, without time limits, and with a standard lease agreement, as opposed to mandated therapy or service compliance; then, offer a variety of services to promote housing stability and individual well-being on an as-needed basis; and address the issues that caused their homelessness. However, the CAN has calculated that only 20% of the homeless population is being served through these programs and more could be done. Members of the CAN believe that Single-Room Occupancy Rentals, if managed well, could meet much of this need.

Due to the shortage of affordable housing, individuals and families with the lowest incomes are at risk of homelessness. Journey Home provides programs to support landlords in housing the formerly homeless and to prevent them from re-entering the shelter system. Though some other programs exist, including funds to provide tenant-based rental assistance, diversion is the primary strategy to prevent homelessness for this population.

According to the Point-in-Time Count, conducted on January 22, 2019, there were 487 individuals experiencing homelessness, 37 families, and 2 unaccompanied youth. It is estimated that 9,903 youth under age 25 experienced homelessness or unstable housing across the entire State of Connecticut.

Help low-income individuals and families avoid becoming homeless, especially extremely low-income individuals and families who are likely to become homeless after being discharged from a publicly funded institution or system of care, or who are receiving assistance from public and private agencies that address housing, health, social services, employment, education or youth needs

There are more than 300 people on the waiting list for Transitional Housing in the City of Hartford, many of whom are on the list following a hospital stay. The Greater Hartford CAN has created a Community Care Team of healthcare providers to work with mental and physical health institutions to discharge patients into supportive housing. The Community Care Team is working with the healthcare institution to manage frequent healthcare users who are also homeless. Many of these individuals are chronically homeless. For other users, the Greater Hartford CAN utilizes diversion methods to help former patients find housing before entering the shelter system.

The City of Hartford's Department of Health and Human Services has provided healthcare programs to residents of the City. The Department works with seniors in the City to provide in-home healthcare and to prevent injuries through a mix of education and funding for reasonable modifications and accommodations to prevent this population from experiencing hospital stays and subsequently being discharged into housing instability.

Treatment centers for individuals recovering from addiction exist in the City of Hartford. Organizations such as the Greater Hartford Harm Reduction Coalition will assist individuals in these centers to gain self-sufficiency, allowing them to be discharged into supportive housing as opposed to homelessness.

The Department of Health and Human Services (DHHS) operates a number of mainstream services that supplement homeless services in the area. The Mayor will be creating an Opioid Epidemic Task Force that works with the DHHS to study and plan for treatment of the opioid epidemic. DHHS also works to provide mainstream services through its Women and Families Division. The Department of Children, Youth, and Families assists youth aging out of foster care. The YETI has been partnering with the court system to reduce sentences to prevent children from being discharged from the juvenile justice system into homelessness.

The City of Hartford has chosen to prioritize assisting the re-entry population in avoiding homelessness. The City has provided for a Re-Entry Welcome Center that offers resources to those exiting incarceration, as well as caseworkers and meeting times for those seeking services to learn from the experiences of others within that population. Re-entry services exist for both men and women, and include counseling and connections to job training and housing resources. The Re-Entry Welcome Center is located in City Hall and acts as a central hub to direct the re-entry population to additional supportive services.

SP-65 Lead based paint Hazards – 91.215(i)

Actions to address LBP hazards and increase access to housing without LBP hazards

The housing renovation programs managed by the Housing Division contribute to the reduction in the number of housing units that contain lead-based paint hazards, and increase the inventory of lead-safe housing available to very low, low, and moderate-income tenants, new homebuyers, and owners rehabilitating their properties. Housing programs require that several action steps be taken to evaluate and reduce lead-based paint hazards in homes built before 1978.

- In accordance with the Lead Safe Housing Rule (April 22, 2008), Hartford’s Housing programs follow guidelines that may include the provision of the EPA/HUD/Consumer Product Safety Commission brochure entitled *Protect Your Family from Lead in Your Home*, and a HUD Lead-Based Paint Notice, which is a disclosure to purchasers regarding the dangers of lead-based paint poisoning.
- State certified lead inspector/risk assessor perform property inspections or risk assessments to determine the existence of potential lead-based paint hazards. Depending on the type and size of the project, programs require homeowners and developers to notify occupants of lead hazard evaluation and reduction activities.
- Safe work practices must be utilized while performing standard treatments (paint stabilization, correcting dust-generating conditions, addressing bare residential soil, and creating smooth/clean horizontal surfaces).
- Clearance exams must be performed on all surfaces that tested positive for lead-based paint, and on all surfaces presumed to be a lead hazard. Projects (above \$25,000 per unit) require full abatement and ongoing maintenance through lead management plans.
- Contractors performing renovation, repair and painting projects that disturb lead-based paint in homes must comply with changes to the April 22, 2008 Lead Safe Housing Rule to comply with the Environmental Protection Agency’s (EPA’s) Renovation, Repair and Painting (RRP) regulation.

Based on the 2013-2017 ACS Five Year Estimates, much of the housing stock in the City of Hartford was built prior to 1980. This makes the possible incidence and associated hazards of lead-based paint extremely high. The reported cases of childhood lead poisoning are low, state health department representatives emphasized that the number of unreported/undetected cases of childhood with lead poisoning is unknown, and the low number of reported cases should not be misconstrued as evidence that lead poisoning is not more widespread.

The revised Federal lead-based paint regulations published on September 15, 1999 (24 CFR Part 35) have had a significant impact on many activities – rehabilitation, tenant based rental assistance, and property acquisition – supported by the CDBG and HOME programs. The City of Hartford complies with Title 24 Part 35: Lead-Based Paint Poisoning Prevention in Certain Residential Structures (Current Rule).

How are the actions listed above related to the extent of lead poisoning and hazards?

The most recent blood lead report on the City of Hartford is the Data Haven Greater Hartford Community Wellbeing Index of 2019. The report uses 2016 blood lead level data, and reported that 2.2% of children tested in the City of Hartford have elevated levels of lead in their blood streams. The State Health Department estimates emphasize that the number of unreported/undetected cases of childhood lead poisoning is unknown. There are approximately 9,315 (87%) owner-occupied and 28,900 (83.7%) renter-occupied housing units that were built prior to 1980, and will likely require lead hazard reduction.

Lead reduction involves the implementation of a lead-based paint treatment program which will be carried out in conjunction with the City of Hartford's CDBG and HOME funded housing activities. The City of Hartford, through the Department of Development Services, receives applications for rehabilitation assistance on a regular basis. The applications are processed in the order in which they are received. The goal of the lead based paint treatment program is the reduction of lead paint hazards.

How are the actions listed above integrated into housing policies and procedures?

The lead-based paint treatment program is administered by the staff of the Department of Development Services for all HOME Investment Partnership (HOME) program funded projects. Checklists on applications for HOME funded rehabilitation programs and the Housing Preservation Loan Fund (HPLF) programs highlight the required lead-safe housing practices. HOME guidelines for the City's programs include provisions for compliance with the EPA's "Lead Renovation, Repair, and Painting Program" and comply with the guidelines.

HPLF activities require the consultation of a Consulting Lead Contractor if the house was originally constructed before 1980. Certification of the need for either full abatement or interim controls is required for all rehabilitation projects funded with the HPLF. Federal Lead Regulations are included in the HPFL application.

SP-70 Anti-Poverty Strategy – 91.215(j)

Jurisdiction Goals, Programs and Policies for reducing the number of Poverty-Level Families

Approximately 30.5% of the City of Hartford’s residents live in poverty, while only 11.2% of Hartford County residents live in poverty and 10.1% of the State of Connecticut residents live in poverty. Female-headed households with children are particularly affected by poverty at 38.5%, and 40.9% of the population under 18 lives in poverty.

The City’s anti-poverty strategy is based on attracting a range of businesses and supporting workforce development including job-training services for low income residents. In addition, the City’s strategy is to provide supportive services for target income residents.

The City over the next five (5) years plans to use its CDBG funds to fund the following types of economic development and anti-poverty programs, including:

- Workforce development
- Support services for new employees
- Assist in job creation and retention
- Assistance for food, shelter, and training programs
- Small businesses assistance
- Revitalization efforts
- New job opportunities
- Commercial/industrial infrastructure development
- New commercial/industrial development

From FY 2020 to 2024, the City of Hartford will address poverty issues by providing the following services through CDBG-funded projects:

- The City of Hartford funds a variety of youth services to supplement the Hartford Public School System, which provides remediation, enrichment, tutoring, and therapeutic opportunities to area youth to help them succeed in the school system, and be on a path to success in the workforce.
- The City funds business development with microenterprise grants and loans, which are targeted to low- and moderate-income residents in key industries.
- CDBG funds are available for public service programs for job training, education, health and social services to raise the standard of living of families above the poverty level.
- The City funds community centers to provide employment services to City residents.
- The City partners with the University of Hartford to provide technical assistance to minority-owned and women-owned businesses in the City.

- The City will provide funding for the Department of Development Services to create economic development initiatives that create opportunities to provide living wages to reduce families living in poverty.

How are the Jurisdiction poverty reducing goals, programs, and policies coordinated with this affordable housing plan

Providing access to housing and increasing the supply of decent, safe, sound, and affordable housing is integrally tied to the City's anti-poverty strategy. The most successful way to reduce poverty is through job training and job creation activities while providing affordable housing.

The creation of affordable housing in Downtown Hartford provides housing within walking distance of employment opportunities and services.

The City provides funds for housing of re-entry persons and other relocation services, subsidies for new rental housing construction, low-income housing tax credits, inspections of affordable rental housing to ensure that affordable housing is also decent, safe, and sound, and housing rehabilitation programs to address the housing needs of very low-income persons and households.

The City provides funds for business expansion and start-up enterprises which is tied to job creation and retention. Programmatic funds are targeted to minority and women-owned businesses, and to immigrants.

SP-80 Monitoring – 91.230

Describe the standards and procedures that the jurisdiction will use to monitor activities carried out in furtherance of the plan and will use to ensure long-term compliance with requirements of the programs involved, including minority business outreach and the comprehensive planning requirements

CDBG Program Monitoring – The Office of Central Grants Administration monitors all activities and subrecipients to ensure compliance with applicable Federal, state, and local regulations and consistency with the priority needs and specific objectives of the Five-Year Consolidated Plan. Monitoring continues to reinforce the communication between the City and the various agencies and subrecipients participating directly in the implementation of the Consolidated Plan or assisting in the provision of services supporting the Plan’s strategies. Monitoring is an ongoing process of planning, implementation, communication and follow-up, during which time all activities receive some level of monitoring with a formal in-depth monitoring being conducted on a certain number of subrecipients.

The monitoring process includes a risk analysis methodology that determines whether a desk audit or an in-depth site visit will be conducted by the contract manager to help ensure accountability, compliance, and adequate progress from the various activities funded as a part of the City’s CDBG activities.

Preparing for an in-depth monitoring visit includes a review of the subrecipient’s application for funding, the written agreement, reports and drawdown requests and any outstanding monitoring issues and audits. A notification letter is then sent to the subrecipient confirming the date of the visit, identifying who should participate in the monitoring, what documents are to be examined and what will be covered; it also includes which staff or board members are required to be present and a request for office space with the length of time the monitoring is expected to last. To aid in this effort, contract managers also utilize relevant exhibits in the HUD-Community Planning and Development Monitoring Handbook in addition to program observation and participant feedback.

In addition to programmatic monitoring, the City of Hartford prepares and submits to HUD the “Minority Business Enterprises Contract and Sub-Contract Activity Report” (Minority Businesses that receive CDBG funds) and the “Semi-Annual Labor Standard Enforcement Report” (contracts/projects subject to Davis-Bacon and Related Acts/Contract Work Hours and Safety Standards Act).

The City of Hartford has established and oversees a minority outreach program through its Procurement Office. The Minority/Women Business Enterprise Program is a certification program that permits minority and women owned businesses to participate in the City of Hartford set-aside programs. The set-aside program is in accordance with CT General Statutes, 4a-60(g), which was established for the purpose of assuring that Connecticut’s small and minority owned businesses have an opportunity to bid on the City’s purchases and contracts.

Expected Resources

AP-15 Expected Resources – 91.220(c)(1,2)

Introduction

The City of Hartford will receive \$3,714,311 in CDBG funds, \$1,434,437 in HOME funds, \$309,047 in ESG funds, and \$1,179,158 in HOPWA funds for the FY 2020 Program Year. The program year goes from July 1, 2020 through June 30, 2021. These funds will be used to address the following priority needs: Housing; Homeless; Other Special Needs; Community Development; Economic Development; and Administration, Planning, and Management.

The “Expected Amount Available Reminder of Consolidated Plan” field is based off the FY 2020 allocation projected across five years.

The accomplishments of these projects/activities will be reported in the FY 2020 Consolidated Annual Performance and Evaluation Report

(CAPER).

Anticipated Resources

Program	Source of Funds	Uses of Funds	Expected Amount Available Year 1				Expected Amount Available Remainder of ConPlan \$	Narrative Description
			Annual Allocation: \$	Program Income: \$	Prior Year Resources: \$	Total: \$		
CDBG	public - federal	Acquisition Admin and Planning Economic Development Housing Public Improvements Public Services	3,714,311	360,133	127,183	4,201,627	14,857,244	Five years of funding at the FY 2020 funding level. 57 projects/activities were funded based on the FY 2020 CDBG allocations.
HOME	public - federal	Acquisition Homebuyer assistance Homeowner rehab Multifamily rental new construction Multifamily rental rehab New construction for ownership TBRA	1,434,437	198,000	0	1,632,437	5,737,748	Five years of funding at the FY 2020 funding level. 5 projects/activities were funded based on the FY 2020 HOME allocations.

Program	Source of Funds	Uses of Funds	Expected Amount Available Year 1				Expected Amount Available Remainder of ConPlan \$	Narrative Description
			Annual Allocation: \$	Program Income: \$	Prior Year Resources: \$	Total: \$		
HOPWA	public - federal	Permanent housing in facilities Permanent housing placement Short term or transitional housing facilities STRMU Supportive services TBRA	1,179,158	0	84,723	1,263,881	4,716,632	Five years of funding at the FY 2020 funding level. 8 Projects/Activities were funded based on the FY 2020 HOPWA allocations.
ESG	public - federal	Conversion and rehab for transitional housing Financial Assistance Overnight shelter Rapid re-housing (rental assistance) Rental Assistance Services Transitional housing	309,047	0	0	309,047	1,236,188	Five years of funding at the FY 2020 funding level. 1 Project/Activity were funded based on the FY 2020 ESG allocations.

Table 57 - Expected Resources – Priority Table

Explain how federal funds will leverage those additional resources (private, state and local funds), including a description of how matching requirements will be satisfied

The following public (non-federal) and private financial resources are anticipated to be available to the City of Hartford to address the needs identified in the Five Year Consolidated Plan and Annual Action Plans:

Other Federal Funds:

The City of Hartford anticipates that it will receive a number of other Federal funds that it will use to complete its Five Year Community Development goals, including: FHW/Federal Lands Access Program (FLAP); EPA Brownfield grants; FHA Streetscape Grants; CDC/Racial and Ethnic Approaches to Community Health; USDA/WIC funds; and HRSA/Ryan White Funds to assist those with HIV/AIDS, among others.

State of Connecticut:

The City of Hartford anticipates that it will be receiving State Grant Funds during the Five Year Consolidated Plan. State Departments offering grants that the City intends to apply for include: CT Department of Economic & Community Development; CT Department of Transportation; CT Department of Housing; CT Department of Education; and CT Department of Social Services. State funds will be used for Brownfield cleanups, complete streets and bike lane programs, overdose harm reduction, HIV Prevention, the new Park Street branch library, the Youth Services Bureau, and a Sustainable Housing Solutions Program, among other projects.

Private Funding:

The City of Hartford intends to leverage funding from private entities including Cities of Service, Unilever, and the University of Connecticut, as well as foundations such as the National Fish and Wildlife Federation, Travelers Insurance Foundation, and the Hartford Foundation for Public Giving.

Local Funds:

The City of Hartford will utilize funds from the North Central Area Agency on Aging to provide programs for elderly residents through Nutrition, Home Help Care, and Wellness programs, and will receive grant funds from the Metropolitan District (MDC) in connection with a stormwater remediation collaborative project.

If appropriate, describe publically owned land or property located within the jurisdiction that may be used to address the needs identified in the plan

There are a number of vacant properties held by the City of Hartford. The City of Hartford holds eighteen (18) parcels dating back to Urban Renewal Programs. Development Services responsible for the marketing and conveyance of these parcels to private investors to develop infill housing and infill commercial development. Parcels of note include:

- **614 Albany Avenue** – A former police substation to be redeveloped for either recreational or mixed use
- **1355 & 1359 Main Street** – Mixed use buildings in the gateway to the Central Business District
- **1540 Main Street** – Former buildings of a now-defunct school in the gateway to the Central Business District

Discussion

Annual Goals and Objectives

AP-20 Annual Goals and Objectives

Goals Summary Information

Sort Order	Goal Name	Start Year	End Year	Category	Geographic Area	Needs Addressed	Funding	Goal Outcome Indicator
1	HSS-1 Homeownership	2020	2024	Affordable Housing	Citywide	Housing Priority	CDBG: \$25,000 HOME: \$178,200	Public service activities for Low/Moderate Income Housing Benefit: 40 Households Assisted Direct Financial Assistance to Homebuyers: 30 Households Assisted
2	HSS-2 Housing Construction	2020	2024	Affordable Housing	Citywide	Housing Priority	CDBG: \$0 HOME: \$358,609	Homeowner Housing Rehabilitated: 6 Household Housing Unit
3	HSS-3 Owner-Occupied Housing Rehabilitation	2020	2024	Affordable Housing	Citywide	Housing Priority	CDBG: \$642,000 HOME: \$143,443	Homeowner Housing Rehabilitated: 93 Household Housing Unit
4	HSS-4 Renter-Occupied Housing Rehabilitation	2020	2024	Affordable Housing	Citywide	Housing Priority	CDBG: \$522,000 HOME: \$573,775	Rental units rehabilitated: 58 Household Housing Unit

Sort Order	Goal Name	Start Year	End Year	Category	Geographic Area	Needs Addressed	Funding	Goal Outcome Indicator
5	HSS-7 Tenant-Based Rental Assistance	2020	2024	Affordable Housing	Citywide	Housing Priority	CDBG: \$0 HOPWA: \$328,890 HOME: \$215,166	Tenant-based rental assistance / Rapid Rehousing: 125 Households Assisted
6	HSS-8 Relocation Assistance	2020	2024	Affordable Housing	Citywide	Housing Priority	CDBG: \$292,994	Tenant-based rental assistance / Rapid Rehousing: 50 Households Assisted
7	HMS-1 Operation/Support	2020	2024	Homeless	Citywide	Homeless Priority	CDBG: \$95,000 ESG: \$178,938	Public service activities other than Low/Moderate Income Housing Benefit: 350 Persons Assisted Other: 1 Other
8	HMS-2 Prevention and Re-Housing	2020	2024	Homeless	Citywide	Homeless Priority	CDBG: \$150,000 ESG: \$119,292	Public service activities other than Low/Moderate Income Housing Benefit: 285 Persons Assisted Public service activities for Low/Moderate Income Housing Benefit: 120 Households Assisted
9	SNS-2 Social Services	2020	2024	Non-Homeless Special Needs	Citywide	Other Special Needs Priority	CDBG: \$17,116 HOPWA: \$791,186	Public service activities other than Low/Moderate Income Housing Benefit: 202 Persons Assisted Public service activities for Low/Moderate Income Housing Benefit: 61 Households Assisted
10	CDS-2 Infrastructure	2020	2024	Non-Housing Community Development	Citywide	Community Development Priority	CDBG: \$138,473	Public Facility or Infrastructure Activities other than Low/Moderate Income Housing Benefit: 124390 Persons Assisted

Sort Order	Goal Name	Start Year	End Year	Category	Geographic Area	Needs Addressed	Funding	Goal Outcome Indicator
11	CDS-4 Public Services	2020	2024	Non-Housing Community Development	Citywide	Community Development Priority	CDBG: \$344,935	Public Facility or Infrastructure Activities other than Low/Moderate Income Housing Benefit: 6134 Persons Assisted Businesses assisted: 5 Businesses Assisted
12	CDS-7 Blight Remediation	2020	2024	Non-Housing Community Development	Citywide	Community Development Priority	CDBG: \$215,000	Housing Code Enforcement/Foreclosed Property Care: 100 Household Housing Unit
13	EDS-1 Employment	2020	2024	Economic Development	Citywide	Economic Development Priority	CDBG: \$168,119	Public service activities other than Low/Moderate Income Housing Benefit: 282 Persons Assisted Other: 1 Other
14	EDS-2 Financial and Technical Assistance	2020	2024	Economic Development	Citywide	Economic Development Priority	CDBG: \$731,102	Public service activities other than Low/Moderate Income Housing Benefit: 878 Persons Assisted Businesses assisted: 25 Businesses Assisted Other: 1 Other
15	EDS-4 Infrastructure	2020	2024	Economic Development	Citywide	Economic Development Priority	CDBG: \$45,000	Public service activities other than Low/Moderate Income Housing Benefit: 12390 Persons Assisted Other: 1 Other

Sort Order	Goal Name	Start Year	End Year	Category	Geographic Area	Needs Addressed	Funding	Goal Outcome Indicator
16	AMS-1 Overall Coordination	2020	2024	Administration, Planning, and Management	Citywide	Administration, Planning, and Management Priority	CDBG: \$814,889 HOPWA: \$52,425 HOME: \$163,244 ESG: \$10,817	Other: 4 Other
17	AMS-3 Fair Housing	2020	2024	Administration, Planning, and Management	Citywide	Administration, Planning, and Management Priority	CDBG: \$0	Other: 1 Other

Table 58 – Goals Summary

Goal Descriptions

1	Goal Name	HSS-1 Homeownership
	Goal Description	Assist low- and moderate-income households to become homeowners by providing down payment assistance, closing cost assistance, along with housing counseling training.
2	Goal Name	HSS-2 Housing Construction
	Goal Description	Increase the supply of decent, safe, sound, and accessible housing that is affordable to owners and renters in the community through new construction.

3	Goal Name	HSS-3 Owner-Occupied Housing Rehabilitation
	Goal Description	Continue to provide financial assistance to low- and moderate-income homeowners to rehabilitate and improve the energy efficiency of their existing owner-occupied housing.
4	Goal Name	HSS-4 Renter-Occupied Housing Rehabilitation
	Goal Description	Provide financial assistance to landlords to rehabilitate housing units, improve energy efficiency, and convert existing buildings for rent to low- and moderate-income tenants.
5	Goal Name	HSS-7 Tenant-Based Rental Assistance
	Goal Description	Provide financial assistance to tenants by providing funds for housing costs to sustain affordability.
6	Goal Name	HSS-8 Relocation Assistance
	Goal Description	Provide services and resources to individuals and families who are forced to relocate from their home due to fire or a disaster that destroyed their living unit or made it uninhabitable.
7	Goal Name	HMS-1 Operation/Support
	Goal Description	Assist homeless service providers in the operation of housing and support services for the homeless and persons who are at risk of becoming homeless.
8	Goal Name	HMS-2 Prevention and Re-Housing
	Goal Description	Continue to support the prevention of homelessness through anti-eviction activities, support services for renters to remain in their housing unit, housing counseling services, and promote programs for rapid re-housing.
9	Goal Name	SNS-2 Social Services
	Goal Description	Support social service programs and facilities for the elderly, frail elderly, persons with disabilities, persons with HIV/AIDS, victims of domestic violence, persons with alcohol/drug dependency, and persons with other special needs.
10	Goal Name	CDS-2 Infrastructure
	Goal Description	Improve the public infrastructure through rehabilitation, reconstruction, and new construction of streets, sidewalks, bridges, curbs, walks, water, sewer lines, storm drainage, sanitary sewers, broadband and other digital supports, etc.

11	Goal Name	CDS-4 Public Services
	Goal Description	Improve and enhance public services including: programs for youth, the elderly, disabled, and other public service programs for low- and moderate-income persons.
12	Goal Name	CDS-7 Blight Remediation
	Goal Description	Remove, correct and eliminate blighting conditions and structures through remediation, rehabilitation, and as a last resort, clearance of blighted properties and structures throughout the City.
13	Goal Name	EDS-1 Employment
	Goal Description	Support and encourage new job creation, job retention, workforce development, employment, and job training services for the unemployed and underemployed persons including summer youth programs.
14	Goal Name	EDS-2 Financial and Technical Assistance
	Goal Description	Support business and commercial growth through expansion and new development through technical assistance programs and low interest loans, grants, and micro grants.
15	Goal Name	EDS-4 Infrastructure
	Goal Description	Promote the development of open space, parking, landscaping, roads, walks, trails, and other forms of infrastructure in support of new economic development projects.
16	Goal Name	AMS-1 Overall Coordination
	Goal Description	Provide program management and oversight for the successful administration of Federal, State, and local funded programs, including planning services for special studies, annual action plans, five year consolidated plans, substantial amendments, consolidated annual performance and evaluation reports, environmental review clearance, fair housing, and compliance with all Federal, State, and local laws and regulations.
17	Goal Name	AMS-3 Fair Housing
	Goal Description	Provide funds for training, education, outreach, and management to affirmatively further fair housing in the City of Hartford.

Projects

AP-35 Projects – 91.220(d)

Introduction

The City of Hartford proposes to undertake the following activities with the FY 2020 CDBG, HOME, ESG, and HOPWA funds:

Projects

#	Project Name
1	ActUp Theatre - ActUp Youth Performing Arts Program
2	Artists Collective Inc. - Rites of Passage (ROP) Summer Program
3	BHCA - Youth Organizing and Leadership Academy
4	Career Resources - STRIVE Hartford
5	Catholic Charities Inc. - Parker EnVision Youth Development Program
6	Center for Urban Research, Ed. And Training Inc. - Youth Literacy and Success
7	Charter Oak Boxing & Youth Development - Moving Forward: Hartford Youth Become Champions of Life!
8	Charter Oak Temple Restoration Association - Youth Arts Institute
9	Children in Placement - Guardian Ad Litem Program
10	City of Hartford - Administration
11	City of Hartford - Home Energy Savings
12	City of Hartford / Development Services - Low Income Rental Housing Coordination
13	City of Hartford / Development Services - HPLF Staffing
14	City of Hartford / Development Services - HPLF Program Income
15	City of Hartford / Development Services - HPLF New Programming
16	City of Hartford / Development Services - Blight Remediation
17	City of Hartford / Development Services - Economic Development/Local Activities
18	City of Hartford / Development Services - Microgrant Initiative
19	City of Hartford / Development Services - Local Arts & Culture
20	City of Hartford / Development Services - Carousel
21	City of Hartford / Health and Human Services - Emergency Placement Services
22	City of Hartford / Health and Human Services - CAN Shelter Support Services
23	Community Partners in Action - The Resettlement Program
24	Center for Latino Progress (CLP) - BiCi Co.
25	Ebony Horsewomen Inc. - Equine Assisted Growth and Learning Therapy
26	Forge City Works - Culinary Job Training at the Kitchen
27	Gifted Onez Inc. (The) - TGO MLK

#	Project Name
28	Hands on Hartford - ReSET Food Entrepreneur Support Group
29	HARC Inc. - Capable Kids Six-Week Summer Camp
30	Hartford Artisans Weaving Center - Artisan Program
31	Hartford Food System Inc. - Little City Squirts
32	Hartford Knights - Hartford Knights Back on Track
33	Hartford Performs - Arts Based Programs
34	Hartford Public Library - Immigrant Career Pathways Initiative
35	Hartford's Camp Courant - 2020 Summer Camp Activities
36	HEDCO, Inc. - Technical Assistance to Hartford Businesses
37	Hispanic Health Council, Inc. - Neighborhood Youth Center
38	International Hartford LTD. - Business Counseling for Immigrants
39	Journey Home Inc. / Aerospace - Career Pathways to Employment Program
40	Judy Dworin Performance Project, Inc. - Moving Matters! Multi-Arts Residency at HPS
41	Knox Inc. - Green Jobs Apprenticeship
42	Lukumi Center of the Orishas Inc. - Dancing to the Drums
43	Mercy Housing and Shelter Corporation - Jumpstart to Jobs Program
44	Minority Construction Council Inc. - Small Contractors/Minority Woman Business Enterprise Technical
45	My Sister's Place Inc. - For the Love of Children Initiative
46	Open Hearth Association (The) - Shelter and Rehousing Program
47	Organized Parents Make a Difference - OPMAD at Kennelly School
48	Rebuilding Together Hartford Inc. - Homeowner Retention
49	Riverfront Recapture - Riverfront Parks & Trails
50	San Juan Center Inc. - Employment Counselor
51	South Park Inn - Homeless Veterans Peer Transition Support Project
52	Spanish American Merchants Association - Small Business Technical Assistance Program
53	University of Hartford, Entrepreneurial Center - Hartford Small Business Technical Assistance
54	University of Hartford, Upper Albany Main Street - Micro Business Incubator Program
55	Urban League of Greater Hartford - Housing Counseling Program
56	Youth Challenge of CT - Men's Home
57	YWCA of New Britain (The) - The Hartford Sexual Assault Crisis Service
58	ESG20 Hartford
59	2020 - 2023 AIDS CT Inc. CTH20F001 (ACT)
60	2020 - 2023 Chrysalis Center CTH20F001 (CHRY)
61	2020 - 2023 St. Philip House CTH20F001 (SPH)
62	2020 - 2023 City of Hartford CTH20F001 (COH)
63	2020 - 2023 Hands on Hartford CTH20F001 (HOH)
64	2020 - 2023 Human Resources Agency of New Britain CTH20F001 (HRA)
65	2020 - 2023 Mercy Housing and Shelter Corp. CTH20F001 (MHSC)

#	Project Name
66	2020 - 2023 Zezzo House Corp. CTH20F001 (ZH)
67	HOME Activities

Table 59 – Project Information

Describe the reasons for allocation priorities and any obstacles to addressing underserved needs

The City of Hartford will allocate its CDBG funds to those geographic areas whose population is over 51% low- and moderate-income. At least 70% of all the City's CDBG funds that are budgeted for activities will principally benefit low- and moderate-income persons. The following guidelines for allocating CDBG and HOME funds will be used by the City for the FY 2020 Program Year:

- The public services activities are for social service organizations whose clientele have a low income or in certain cases a limited type of clientele with a presumed low- and moderate-income status.
- The municipal facilities activities are either located in a low- and moderate-income census tract/block group or have a low- and moderate-income service area benefit or clientele over 51% low- and moderate-income.
- The municipal improvement activities are either located in a low- and moderate-income census tract/block group or have a low- and moderate-income service area benefit or clientele over 51% low- and moderate-income.
- The acquisition and demolition of structures are either located in a low- and moderate-income census area or these activities are eligible by preventing or eliminating slums and blight on a spot basis or area basis.
- The housing activities have income eligibility criteria, therefore the income requirement directs funds to low- and moderate-income households throughout the City.
- Economic development projects will either be located in a low- and moderate-income census tract/block group, or a poverty tract greater than 20%, or part of a redevelopment plan, or making 51% of the jobs available to low- and moderate-income population.

The priority ranking system for housing needs, homeless needs, other special needs, community development needs, and economic development needs is as follows:

- **High Priority:** Activities assigned high priority are expected to be funded during the FY 2020-2024 period.
- **Low Priority:** Activities assigned low priority may not be funded during the 2020-2024 period. The City may support applications for public assistance by other agencies if those activities conform to the Five Year Consolidated Plan.

AP-38 Project Summary
Project Summary Information

1	Project Name	ActUp Theatre - ActUp Youth Performing Arts Program
	Target Area	Citywide
	Goals Supported	CDS-4 Public Services
	Needs Addressed	Community Development Priority
	Funding	CDBG: \$9,000
	Description	ActUp Theater Youth Performing Arts Program, a full year of programming will service over 200 Hartford youth and over 100 families and present a season of performances.
	Target Date	6/30/2021
	Estimate the number and type of families that will benefit from the proposed activities	150 People
	Location Description	740 Prospect Ave, Hartford, CT 06105
	Planned Activities	The national objective is Low/Mod Clientele (LMC). The project matrix code is 05D Youth Services.
2	Project Name	Artists Collective Inc. - Rites of Passage (ROP) Summer Program
	Target Area	Citywide
	Goals Supported	CDS-4 Public Services
	Needs Addressed	Community Development Priority
	Funding	CDBG: \$10,000
	Description	The Artists Collective's six-week Rite of Passage Summer Program provides youth with training in performing and visual arts. The students in the program build performing, artistic, teamwork, literacy and social skills.
	Target Date	6/30/2021
	Estimate the number and type of families that will benefit from the proposed activities	75 People
	Location Description	1200 Albany Ave, Hartford, CT 06112

	Planned Activities	The national objective is Low/Mod Income Clientele (LMC). The project matrix code is 05D Youth Services.
3	Project Name	BHCA - Youth Organizing and Leadership Academy
	Target Area	Citywide
	Goals Supported	CDS-4 Public Services
	Needs Addressed	Community Development Priority
	Funding	CDBG: \$50,000
	Description	The Youth Organizing and Leadership Academy is the collaborative efforts of two youth agencies: BHCA and Hartford Communities That Care (HCTC) providing their expertise in youth development, youth organizing and youth leadership. The Academy will equip youth with research skills, fact finding and advocacy skills to address issues in their communities.
	Target Date	6/30/2021
	Estimate the number and type of families that will benefit from the proposed activities	50 People
	Location Description	410 Homestead Ave, Hartford, CT 06112
	Planned Activities	The national objective is Low/Mod Income Clientele (LMC). The project matrix code is 05D Youth Services.
4	Project Name	Career Resources - STRIVE Hartford
	Target Area	Citywide
	Goals Supported	EDS-1 Employment
	Needs Addressed	Economic Development Priority
	Funding	CDBG: \$8,000
	Description	STRIVE Hartford offers proven comprehensive intensive attitudinal workplace preparation, employment-focused work readiness skills training through an innovative and impactful model that addresses the full range of challenges facing unemployed adults, residing in Hartford, who have been left out of employment boom due to barriers like low-literacy, minimal or no previous work experience, or a history of incarceration.
	Target Date	3/31/2021

	Estimate the number and type of families that will benefit from the proposed activities	67 People
	Location Description	20-28 Sargeant St, Hartford, CT 06105
	Planned Activities	The national objective is Low/Mod Income Clientele (LMC). The project matrix code is 05H Employment Training.
5	Project Name	Catholic Charities Inc. - Parker EnVision Youth Development Program
	Target Area	Citywide
	Goals Supported	CDS-4 Public Services
	Needs Addressed	Community Development Priority
	Funding	CDBG: \$8,000
	Description	CC requests support to continue an after school program for Hartford youth ages 10-16 years old at Parker Memorial Community Center.
	Target Date	6/30/2021
	Estimate the number and type of families that will benefit from the proposed activities	30 People
	Location Description	45 Wadsworth St, Hartford, CT 06106
	Planned Activities	The national objective is Low/Mod Income Clientele (LMC). The project matrix code is 05D Youth Services.
6	Project Name	Center for Urban Research, Ed. And Training Inc. - Youth Literacy and Success
	Target Area	Citywide
	Goals Supported	CDS-4 Public Services
	Needs Addressed	Community Development Priority
	Funding	CDBG: \$22,500
	Description	CURET provides services addressing academics and literacy, as well as physical, emotional and psycho-social needs of children, youth and their families. Comprehensive services includes year-round educational programs and mentoring, addressing poor academic performance, failure, and the tendency to truancy/dropout.

	Target Date	6/30/2021
	Estimate the number and type of families that will benefit from the proposed activities	39 People
	Location Description	1443 Albany Ave, Hartford, CT 06112
	Planned Activities	The national objective is Low/Mod Clientele (LMC). The project matrix code is 05D Youth Services.
7	Project Name	Charter Oak Boxing & Youth Development - Moving Forward: Hartford Youth Become Champions of Life!
	Target Area	Citywide
	Goals Supported	CDS-4 Public Services
	Needs Addressed	Community Development Priority
	Funding	CDBG: \$32,000
	Description	A comprehensive youth development program that relies on amateur boxing/fitness training to build responsible, productive citizens with a strong social-emotional and educational foundation, including strong character and work ethic. Includes life skills training, preventive education, tutoring/mentoring, case management/supportive counseling, campus exposure/experiences and support to enroll in post-secondary education, vocational training and/or military service.
	Target Date	6/30/2021
	Estimate the number and type of families that will benefit from the proposed activities	85 People
	Location Description	81 Pope Park Hwy, Hartford, CT 06106
	Planned Activities	The national objective is Low/Mod Clientele (LMC). The project matrix code is 05D Youth Services.
8	Project Name	Charter Oak Temple Restoration Association - Youth Arts Institute
	Target Area	Citywide
	Goals Supported	CDS-4 Public Services
	Needs Addressed	Community Development Priority

	Funding	CDBG: \$20,000
	Description	Opportunities for Hartford children to receive a free arts education with classes held during school, after school and in the summer, in visual arts, dance, music, writing, theater and more. An average of 20 on-site classes in both the spring and fall, off-site programming in Hartford Public Schools and other local organizations, a comprehensive after-school music program, a youth orchestra and brass band, summer camps, free monthly family dinners, a family literacy program, other activities for students and families.
	Target Date	6/30/2021
	Estimate the number and type of families that will benefit from the proposed activities	800 People
	Location Description	49 Charter Oak Ave, Hartford, CT 06106
	Planned Activities	The national objective is Low/Mod Clientele (LMC). The project matrix code is 05D Youth Services.
9	Project Name	Children in Placement - Guardian Ad Litem Program
	Target Area	Citywide
	Goals Supported	CDS-4 Public Services
	Needs Addressed	Community Development Priority
	Funding	CDBG: \$7,000
	Description	The purpose of the Guardian ad Litem Program is to give an abused or neglected child an independent voice in the child protection system, earnestly advocating for each child's best interests.
	Target Date	6/30/2021
	Estimate the number and type of families that will benefit from the proposed activities	15 People
	Location Description	155 East St. Suite 202, New Haven, CT 06511
	Planned Activities	The national objective is Low/Mod Income Clientele (LMC). The project matrix code is 05D Youth Services.

10	Project Name	City of Hartford - Administration
	Target Area	Citywide
	Goals Supported	AMS-1 Overall Coordination AMS-3 Fair Housing
	Needs Addressed	Administration, Planning, and Management Priority
	Funding	CDBG: \$814,888
	Description	Administration and Fair Housing for City Staff to administer Entitlement Programs in accordance with Federal Regulations.
	Target Date	6/30/2021
	Estimate the number and type of families that will benefit from the proposed activities	1 Other
	Location Description	Citywide
	Planned Activities	The project matrix code is 21A General Program Administration.
11	Project Name	City of Hartford - Home Energy Savings
	Target Area	Citywide
	Goals Supported	HSS-3 Owner-Occupied Housing Rehabilitation HSS-4 Renter-Occupied Housing Rehabilitation
	Needs Addressed	Housing Priority
	Funding	CDBG: \$100,000
	Description	Staffing to support housing rehabilitation with the sole purpose of improving energy efficiency (e.g., a weatherization program) in City of Hartford residential properties.
	Target Date	6/30/2021
	Estimate the number and type of families that will benefit from the proposed activities	10 Households
	Location Description	Citywide

	Planned Activities	The national objective is Low/Mod Housing (LMH). The project matrix code is 14F Rehabilitation: Energy Efficiency Improvements.
12	Project Name	City of Hartford / Development Services - Low Income Rental Housing Coordination
	Target Area	Citywide
	Goals Supported	HMS-2 Prevention and Re-Housing
	Needs Addressed	Homeless Priority
	Funding	CDBG: \$75,000
	Description	Inspect rental housing units for quality assurance and support housing providers working with landlords city-wide.
	Target Date	6/30/2021
	Estimate the number and type of families that will benefit from the proposed activities	120 People
	Location Description	Citywide
	Planned Activities	The national objective is Low/Mod Housing (LMH). The project matrix code is 15 Code Enforcement.
13	Project Name	City of Hartford / Development Services - HPLF Staffing
	Target Area	Citywide
	Goals Supported	HSS-3 Owner-Occupied Housing Rehabilitation HSS-4 Renter-Occupied Housing Rehabilitation
	Needs Addressed	Housing Priority
	Funding	CDBG: \$384,000
	Description	Staffing to support Housing Preservation Loan Fund program to protect Hartford housing stock and revitalize City neighborhoods.
	Target Date	6/30/2021
	Estimate the number and type of families that will benefit from the proposed activities	16 Rental Units Rehabilitated 16 Homeowner Units Rehabilitated

	Location Description	Citywide
	Planned Activities	The national objective is Low/Mod Housing (LMH). The project matrix code is 14H Rehabilitation Administration.
14	Project Name	City of Hartford / Development Services - HPLF Program Income
	Target Area	Citywide
	Goals Supported	HSS-3 Owner-Occupied Housing Rehabilitation HSS-4 Renter-Occupied Housing Rehabilitation
	Needs Addressed	Housing Priority
	Funding	CDBG: \$368,000
	Description	Housing Preservation Loan Fund Programming. Provides financing to low- and moderate-income households for the preservation of City housing stock. The amount of funding indicated for this program is a net figure determined on the basis of \$460,000 forecast program income into HPLF for the fiscal year, less the 20% allocated to CDBG Administrative activities.
	Target Date	6/30/2021
	Estimate the number and type of families that will benefit from the proposed activities	14 Rental Units Rehabilitated 14 Homeowner Units Rehabilitated
	Location Description	Citywide
	Planned Activities	The national objective is Low/Mod Housing (LMH). The project matrix code is 14A Rehabilitation: Single Unit Residential; and 14B Rehabilitation: Multi-Unit Residential.
15	Project Name	City of Hartford / Development Services - HPLF New Programming
	Target Area	Citywide
	Goals Supported	HSS-3 Owner-Occupied Housing Rehabilitation HSS-4 Renter-Occupied Housing Rehabilitation
	Needs Addressed	Housing Priority
	Funding	CDBG: \$192,000
	Description	New funds to enable continued Housing Preservation Loan Fund service to eligible applicants throughout the fiscal year.
	Target Date	6/30/2021

	Estimate the number and type of families that will benefit from the proposed activities	11 Rental Units Rehabilitated 11 Homeowner Units Rehabilitated
	Location Description	Citywide
	Planned Activities	The national objective is Low/Mod Housing (LMH). The project matrix code is 14A Rehabilitation: Single Unit Residential; and 14B Rehabilitation: Multi-Unit Residential.
16	Project Name	City of Hartford / Development Services - Blight Remediation
	Target Area	Citywide
	Goals Supported	CDS-7 Blight Remediation
	Needs Addressed	Community Development Priority
	Funding	CDBG: \$215,000
	Description	Program will improve quality of life in Hartford neighborhoods and community by reducing the number of properties that are vacant, abandoned, and in blighted condition. The purpose is to protect the health, safety, welfare, and economic well-being of Hartford's residents by encouraging decent, safe, and sanitary housing and commercial facilities.
	Target Date	6/30/2021
	Estimate the number and type of families that will benefit from the proposed activities	100 Households
	Location Description	Citywide
	Planned Activities	The national objective is Slum Blight Spot Basis (SBS). The project matrix code is 04 Clearance and Demolition.
17	Project Name	City of Hartford / Development Services - Economic Development/Local Activities
	Target Area	Citywide
	Goals Supported	EDS-1 Employment
	Needs Addressed	Economic Development Priority
	Funding	CDBG: \$25,000

	Description	Local economic development assistance in the Parkville neighborhood.
	Target Date	6/30/2021
	Estimate the number and type of families that will benefit from the proposed activities	1 Other
	Location Description	Citywide
	Planned Activities	The national objective is Low/Mod Income Clientele (LMC). The project matrix code is 05Z Other Public Services Not Listed in 03T and 05A-05Y
18	Project Name	City of Hartford / Development Services - Microgrant Initiative
	Target Area	Citywide
	Goals Supported	EDS-2 Financial and Technical Assistance
	Needs Addressed	Economic Development Priority
	Funding	CDBG: \$100,000
	Description	Funding for micro-loans and grants to developing small business enterprises throughout the City.
	Target Date	6/30/2021
	Estimate the number and type of families that will benefit from the proposed activities	25 Businesses
	Location Description	Citywide
	Planned Activities	The national objective is Low/Mod Income Jobs (LMJ). The project matrix code is 18C Micro-Enterprise Assistance.
19	Project Name	City of Hartford / Development Services - Local Arts & Culture
	Target Area	Citywide
	Goals Supported	CDS-4 Public Services
	Needs Addressed	Community Development Priority
	Funding	CDBG: \$20,000
	Description	Support and technical assistance for local arts and culture initiatives in the City of Hartford to drive economic development.

	Target Date	6/30/2021
	Estimate the number and type of families that will benefit from the proposed activities	5 Businesses
	Location Description	Citywide
	Planned Activities	The national objective is Low/Mod Income Jobs (LMJ). The project matrix code is 18B Economic Development: Technical Assistance.
20	Project Name	City of Hartford / Development Services - Carousel
	Target Area	Citywide
	Goals Supported	EDS-4 Infrastructure
	Needs Addressed	Economic Development Priority
	Funding	CDBG: \$45,000
	Description	Support for place-based economic development initiative in downtown Hartford.
	Target Date	6/30/2021
	Estimate the number and type of families that will benefit from the proposed activities	124,390 people
	Location Description	Citywide
	Planned Activities	The national objective is Low/Mod Area Benefit (LMA). The project matrix code is 03E Neighborhood Facilities.
21	Project Name	City of Hartford / Health and Human Services - Emergency Placement Services
	Target Area	Citywide
	Goals Supported	HSS-8 Relocation Assistance
	Needs Addressed	Housing Priority
	Funding	CDBG: \$292,994

	Description	The City of Hartford Relocation Assistance Program has a legal mandate to provide relocation assistance to individuals, families and businesses that are displaced. Program provides program capacity and a portion of the costs of emergency relocation for Hartford residents who are ordered to vacate their residences when the building is deemed unfit for human occupancy.
	Target Date	6/30/2021
	Estimate the number and type of families that will benefit from the proposed activities	50 Persons
	Location Description	Citywide
	Planned Activities	The national objective is Low/Mod Income Housing (LMH). The project matrix code is 08 Relocation.
22	Project Name	City of Hartford / Health and Human Services - CAN Shelter Support Services
	Target Area	Citywide
	Goals Supported	HMS-1 Operation/Support
	Needs Addressed	Homeless Priority
	Funding	CDBG: \$55,000
	Description	Support for Homelessness coordination activities.
	Target Date	6/30/2021
	Estimate the number and type of families that will benefit from the proposed activities	1 Other
	Location Description	Citywide
	Planned Activities	The national objective is Low/Mod Clientele (LMC). The project matrix code is 03C Homeless Facilities (not operating costs).
23	Project Name	Community Partners in Action - The Resettlement Program
	Target Area	Citywide
	Goals Supported	HMS-2 Prevention and Re-Housing

	Needs Addressed	Homeless Priority
	Funding	CDBG: \$75,000
	Description	Resettlement Program provides comprehensive reentry case management, employment services & housing to assist women/men to transition successfully back into the Hartford community. The ultimate goal of the program is to reduce recidivism, provide support, improve family connection and enhance community safety.
	Target Date	6/30/2021
	Estimate the number and type of families that will benefit from the proposed activities	80 People
	Location Description	110 Bartholomew Ave # 3010, Hartford, CT 06106
	Planned Activities	The national objective is Low/Mod Income Clientele (LMC). The project matrix code is 05Z Other Public Services Not Listed in 03T and 05A-05Y.
24	Project Name	Center for Latino Progress (CLP) - BiCi Co.
	Target Area	Citywide
	Goals Supported	CDS-4 Public Services
	Needs Addressed	Community Development Priority
	Funding	CDBG: \$30,000
	Description	Earn-a-Bike program offers an eight-week course where youth ages 13-19 select a donated bicycle, learn to repair it, and then take it for their own; and BIKELIFE Hartford! are bike clinics for younger participants during Spring break.
	Target Date	6/30/2021
	Estimate the number and type of families that will benefit from the proposed activities	20 People
	Location Description	95-97 Park Street, Hartford, CT 06106
	Planned Activities	The national objective is Low/Mod Income Clientele (LMC). The project matrix code is 05D Youth Services.

25	Project Name	Ebony Horsewomen Inc. - Equine Assisted Growth and Learning Therapy
	Target Area	Citywide
	Goals Supported	CDS-4 Public Services
	Needs Addressed	Community Development Priority
	Funding	CDBG: \$15,000
	Description	A 3-prong impactful approach to comprehensive youth development including 1. Equine Assisted Therapy for emotional/behavioral health, 2 Animal Science to increased cognitive skills and abilities, and 3. Therapeutic Riding for body and physical development.
	Target Date	6/30/2021
	Estimate the number and type of families that will benefit from the proposed activities	45 People
	Location Description	337 Vine St, Hartford, CT 06112
	Planned Activities	The national objective is Low/Mod Income Clientele (LMC). The project matrix code is 05D Youth Services.
26	Project Name	Forge City Works - Culinary Job Training at the Kitchen
	Target Area	Citywide
	Goals Supported	EDS-1 Employment
	Needs Addressed	Economic Development Priority
	Funding	CDBG: \$40,119
	Description	FCW's culinary job training program prepares low-income Hartford residents with barriers to employment (incarceration, homelessness, poverty) for jobs. After hands-on paid experience in a real business setting over ten weeks, participants in our program have learned technical kitchen skills, improved their soft job skills, and most earn their ServSafe certification. Participants can intern for two more weeks to build their work history and are placed in jobs.
	Target Date	6/30/2021

	Estimate the number and type of families that will benefit from the proposed activities	16 People
	Location Description	140 Russ St, Hartford, CT 06106
	Planned Activities	The national objective is Low/Mod Income Clientele (LMC). The project matrix code is 05H Employment Training.
27	Project Name	Gifted Onez Inc. (The) - TGO MLK
	Target Area	Citywide
	Goals Supported	CDS-4 Public Services
	Needs Addressed	Community Development Priority
	Funding	CDBG: \$14,000
	Description	The Gifted Onez is a unique physical education program delivered at Hartford Public Schools that focuses on social justice and youth development.
	Target Date	6/30/2021
	Estimate the number and type of families that will benefit from the proposed activities	150 People
	Location Description	Citywide
	Planned Activities	The national objective is Low/Mod Income Clientele (LMC). The project matrix code is 05D Youth Services.
28	Project Name	Hands on Hartford - ReSET Food Entrepreneur Support Group
	Target Area	Citywide
	Goals Supported	EDS-2 Financial and Technical Assistance
	Needs Addressed	Economic Development Priority
	Funding	CDBG: \$30,000
	Description	Located in Parkville, program provides kitchen space, chef/kitchen manager support, support for small business development & food product/manufacturing. Membership/kitchen use subsidies will allow people to launch, run and grow businesses, the first step in a pipeline of support known as the Culinary Collaborative.

	Target Date	6/30/2021
	Estimate the number and type of families that will benefit from the proposed activities	8 People
	Location Description	1429 Park Street, Suite 114, Hartford, CT, 06106
	Planned Activities	The national objective is Low/Mod Jobs (LMJ). The project matrix code is 18C Economic Development: Microenterprise Assistance.
29	Project Name	HARC Inc. - Capable Kids Six-Week Summer Camp
	Target Area	Citywide
	Goals Supported	CDS-4 Public Services
	Needs Addressed	Community Development Priority
	Funding	CDBG: \$8,000
	Description	HARC's free Capable Kids summer camp benefits youth with intellectual or related disabilities from families with low- to moderate-income by providing staff capacity to enable them to attend summer camp.
	Target Date	6/30/2021
	Estimate the number and type of families that will benefit from the proposed activities	20 People
	Location Description	900 Asylum Ave. Hartford, CT 06105
	Planned Activities	The national objective is Low/Mod Income Clientele (LMC). The project matrix code is 05D Youth Services.
30	Project Name	Hartford Artisans Weaving Center - Artisan Program
	Target Area	Citywide
	Goals Supported	CDS-4 Public Services
	Needs Addressed	Community Development Priority
	Funding	CDBG: \$7,000

	Description	One of a kind therapeutic artisan weaving program provides a creative community where sight-limited, blind, and senior individuals congregate and weave original, beautiful items. Maintains a sense of confidence in their abilities, a purpose and satisfaction to their lives.
	Target Date	6/30/2021
	Estimate the number and type of families that will benefit from the proposed activities	5 People
	Location Description	42 Woodland St, Hartford, CT 06105
	Planned Activities	The national objective is Low/Mod Income Clientele Benefit (LMC). The project matrix code is 05A Senior Services.
31	Project Name	Hartford Food System Inc. - Little City Squirts
	Target Area	Citywide
	Goals Supported	CDS-4 Public Services
	Needs Addressed	Community Development Priority
	Funding	CDBG: \$5,000
	Description	Cooking, gardening and nutrition program that aims to build healthy food skills and knowledge, and learning about where food comes from for preschoolers 3 to 5 years old. Engages families and enables them to learn more about and access to healthier foods.
	Target Date	6/30/2021
	Estimate the number and type of families that will benefit from the proposed activities	500 People
	Location Description	190 Wethersfield Ave, Hartford, CT 06114
	Planned Activities	The national objective is Low/Mod Income Clientele Benefit (LMC). The project matrix code is 05D Youth Services.
32	Project Name	Hartford Knights - Hartford Knights Back on Track
	Target Area	Citywide
	Goals Supported	CDS-4 Public Services
	Needs Addressed	Community Development Priority

	Funding	CDBG: \$8,000
	Description	Equips students with a variety of ways to manage anxiety, understand their physical and mental stress points and increase their self-esteem to communicate positively when confronted with difficult and/or negative situations in their daily lives.
	Target Date	6/30/2021
	Estimate the number and type of families that will benefit from the proposed activities	20 People
	Location Description	Citywide
	Planned Activities	The national objective is Low/Mod Income Clientele (LMC). The project matrix code is 05D Youth Services.
33	Project Name	Hartford Performs - Arts Based Programs
	Target Area	Citywide
	Goals Supported	CDS-4 Public Services
	Needs Addressed	Community Development Priority
	Funding	CDBG: \$10,000
	Description	Programming costs for 1,600 students at Hartford's 4 neighborhood middle schools: McDonough, Milner, Martin Luther King, and Burr. Brings teaching artists into classrooms and students to local cultural, historical, and professional arts venues. This is part of a larger program, which provides educational arts experiences to 13,000 PreK-Grade 8 students in Hartford Public Schools
	Target Date	6/30/2021
	Estimate the number and type of families that will benefit from the proposed activities	1,600 People
	Location Description	Citywide
	Planned Activities	The national objective is Low/Mod Income Clientele Benefit (LMC). The project matrix code is 05D Youth Services.
	Project Name	Hartford Public Library - Immigrant Career Pathways Initiative

34	Target Area	Citywide
	Goals Supported	EDS-1 Employment
	Needs Addressed	Economic Development Priority
	Funding	CDBG: \$30,000
	Description	Building on HPL's award-winning Immigrant Career Pathways Initiative (ICPI), this program offers immigrants interested in food service careers, increased access and opportunities for entry and upward mobility in the industry. Through a unique partnership with the Hartford Public Schools (HPS) Food Child and Nutrition Services (FCNS) - this program builds a stronger and more diverse workforce.
	Target Date	6/30/2021
	Estimate the number and type of families that will benefit from the proposed activities	78 People
	Location Description	500 Main St, Hartford, CT 06103
	Planned Activities	The national objective is Low/Mod Income Clientele (LMC). The project matrix code is 05H Employment Training.
35	Project Name	Hartford's Camp Courant - 2020 Summer Camp Activities
	Target Area	Citywide
	Goals Supported	CDS-4 Public Services
	Needs Addressed	Community Development Priority
	Funding	CDBG: \$20,000
	Description	The oldest and largest free summer day camp in the nation, Hartford's Camp Courant provides a safe and educational environment in which Hartford's youth, ages 5 through 12, who participate in active learning opportunities and fun activities focused on positive youth development and healthy lifestyle choices. Transportation, meals, and all programs are free to low/mod families.
	Target Date	6/30/2021

	Estimate the number and type of families that will benefit from the proposed activities	950 People
	Location Description	285 Broad St, Hartford, CT 06115
	Planned Activities	The national objective is Low/Mod Income Clientele (LMC). The project matrix code is 05D Youth Services.
36	Project Name	HEDCO, Inc. - Technical Assistance to Hartford Businesses
	Target Area	Citywide
	Goals Supported	EDS-2 Financial and Technical Assistance
	Needs Addressed	Economic Development Priority
	Funding	CDBG: \$160,000
	Description	(1) Micro-enterprise development services for under-served Hartford small business owners; and (2) assistance and support for small businesses that are members of the City's four Merchants Associations; and (3) launch at least 5 new small businesses operating in the City.
	Target Date	6/30/2021
	Estimate the number and type of families that will benefit from the proposed activities	310 People
	Location Description	Citywide
	Planned Activities	The national objective is Low/Mod Income Jobs (LMJ). The project matrix code is 18A Economic Development: Direct Financial Assistance to For-Profit Business; 18B Economic Development: Technical Assistance; and 18C: Economic Development: Micro-Enterprise Assistance.
37	Project Name	Hispanic Health Council, Inc. - Neighborhood Youth Center
	Target Area	Citywide
	Goals Supported	CDS-4 Public Services
	Needs Addressed	Community Development Priority
	Funding	CDBG: \$15,000

	Description	After school and summer vacation leadership development as well as academic support and enrichment activities for youth aged 10-16 in the Frog Hollow Neighborhood.
	Target Date	6/30/2021
	Estimate the number and type of families that will benefit from the proposed activities	40 People
	Location Description	175 Main St, Hartford, CT 06106
	Planned Activities	The national objective is Low/Mod Income Clientele Benefit (LMC). The project matrix code is 05D Youth Services.
38	Project Name	International Hartford LTD. - Business Counseling for Immigrants
	Target Area	Citywide
	Goals Supported	EDS-2 Financial and Technical Assistance
	Needs Addressed	Economic Development Priority
	Funding	CDBG: \$70,000
	Description	Business and management assessment, access to capital, financial education, market research, business plans focused for immigrant community members seeking to start new businesses.
	Target Date	6/30/2021
	Estimate the number and type of families that will benefit from the proposed activities	75 People
	Location Description	Citywide
	Planned Activities	The national objective is Low/Mod Income Jobs (LMJ). The project matrix code is 18A Economic Development: Direct Financial Assistance to For-Profit Business; 18B Economic Development: Technical Assistance; and 18C: Economic Development: Micro-Enterprise Assistance.
39	Project Name	Journey Home Inc. / Aerospace - Career Pathways to Employment Program
	Target Area	Citywide

	Goals Supported	EDS-1 Employment
	Needs Addressed	Economic Development Priority
	Funding	CDBG: \$30,000
	Description	Job development and meaningful employment with livable wages and skills for the 21st century, Program encompasses both pre and post-employment training and is now partnered with the Advanced Manufacturing Employers Partnership serving as a workforce development group focusing on under served Hartford residents. The signature element of the program is the commitment by employers to full-time employment prior to successfully completing the program.
	Target Date	6/30/2021
	Estimate the number and type of families that will benefit from the proposed activities	12 People
	Location Description	Citywide
	Planned Activities	The national objective is Low/Mod Income Clientele Benefit (LMC). The project matrix code is 05H Employment Training.
40	Project Name	Judy Dworin Performance Project, Inc. - Moving Matters! Multi-Arts Residency at HPS
	Target Area	Citywide
	Goals Supported	CDS-4 Public Services
	Needs Addressed	Community Development Priority
	Funding	CDBG: \$5,000
	Description	Multi-Arts Residencies at Parkville Community, Moylan Elementary & other Hartford public schools in 2020-21. JDPP teaching artists will lead students through movement, storytelling, and song-making exercises that support language and literacy competencies, engage the students' creativity, and build community.
	Target Date	6/30/2021
	Estimate the number and type of families that will benefit from the proposed activities	450 People

	Location Description	Citywide
	Planned Activities	The national objective is Low/Mod Income Clientele Benefit (LMC). The project matrix code is 05D Youth Services.
41	Project Name	Knox Inc. - Green Jobs Apprenticeship
	Target Area	Citywide
	Goals Supported	EDS-1 Employment
	Needs Addressed	Economic Development Priority
	Funding	CDBG: \$24,000
	Description	Green Jobs Apprenticeships provides green jobs, landscaping, and professional skills training to underserved Hartford young adults, giving them the skills necessary to secure gainful employment, manage adulthood, and achieve economic self-sufficiency.
	Target Date	6/30/2021
	Estimate the number and type of families that will benefit from the proposed activities	22 People
	Location Description	75 Laurel St, Hartford, CT 06106
	Planned Activities	The national objective is Low/Mod Income Clientele (LMC). The project matrix code is 05H Employment Training.
42	Project Name	Lukumi Center of the Orishas Inc. - Dancing to the Drums
	Target Area	Citywide
	Goals Supported	CDS-4 Public Services
	Needs Addressed	Community Development Priority
	Funding	CDBG: \$5,000
	Description	A core, full-day, six -week dance intensive program that culminates in two performance of an original bomba and plena dance whose creation is based on age appropriate children's literature. Serve young people ages 4 to 19.
	Target Date	6/30/2021

	Estimate the number and type of families that will benefit from the proposed activities	20 People
	Location Description	Citywide
	Planned Activities	The national objective is Low/Mod Income Clientele Benefit (LMC). The project matrix code is 05D Youth Services.
43	Project Name	Mercy Housing and Shelter Corporation - Jumpstart to Jobs Program
	Target Area	Citywide
	Goals Supported	EDS-1 Employment
	Needs Addressed	Economic Development Priority
	Funding	CDBG: \$11,000
	Description	Since 2006 Mercy's Jumpstart to Jobs Program has provided the critical tools and resources that individuals need to move from homelessness to independence. Jumpstart helps clients build confidence and self-esteem through individual and group support while developing the skills and accessing the resources that will enable them to secure a living wage job.
	Target Date	6/30/2021
	Estimate the number and type of families that will benefit from the proposed activities	75 People
	Location Description	Citywide
	Planned Activities	The national objective is Low/Mod Income Clientele Benefit (LMC). The project matrix code is 05D Youth Services.
44	Project Name	Minority Construction Council Inc. - Small Contractors/Minority Woman Business Enterprise Technical
	Target Area	Citywide
	Goals Supported	EDS-2 Financial and Technical Assistance
	Needs Addressed	Economic Development Priority
	Funding	CDBG: \$70,000

	Description	The Minority Construction Council, Inc. intends is to provide Small Contractors and Minority/Women Business Enterprises (SC/MWBEs) with technical assistance with the goal of developing business capacity so that they are able to compete successfully on construction opportunities.
	Target Date	6/30/2021
	Estimate the number and type of families that will benefit from the proposed activities	25 People
	Location Description	Citywide
	Planned Activities	The national objective is Low/Mod Income Clientele Benefit (LMC). The project matrix code is 18B Economic Development: Technical Assistance.
45	Project Name	My Sister's Place Inc. - For the Love of Children Initiative
	Target Area	Citywide
	Goals Supported	CDS-4 Public Services
	Needs Addressed	Community Development Priority
	Funding	CDBG: \$15,435
	Description	Located in the North Hartford Promise Zone, For the Love of Children Initiative (FLOCI) is a youth development program offering a comprehensive array of services to the formerly homeless children residing in agency housing designed to ensure that they are progressing in key areas such as reading and math, building the key developmental assets and social-emotional strengths they need to succeed in school and receive the supports and resources necessary to address any mental health challenges.
	Target Date	6/30/2021
	Estimate the number and type of families that will benefit from the proposed activities	25 People
	Location Description	Citywide

	Planned Activities	The national objective is Low/Mod Income Clientele Benefit (LMC). The project matrix code is 05D Youth Services.
46	Project Name	Open Hearth Association (The) - Shelter and Rehousing Program
	Target Area	Citywide
	Goals Supported	HMS-1 Operation/Support
	Needs Addressed	Homeless Priority
	Funding	CDBG: \$31,000
	Description	The oldest continually operating housing program for men on the East Coast, The Open Hearth was founded to "help men help themselves." We not only address the basic needs of the men who live with us, we also provide opportunities for our clients to find employment, repair broken relationships, and achieve permanent housing in the community.
	Target Date	6/30/2021
	Estimate the number and type of families that will benefit from the proposed activities	225 People
	Location Description	150 Charter Oak Avenue, Hartford, CT 06106-5102
	Planned Activities	The national objective is Low/Mod Income Clientele Benefit (LMC). The project matrix code is 03T Homeless/AIDS Patients Programs (subject to 15% public service cap).
47	Project Name	Organized Parents Make a Difference - OPMAD at Kennelly School
	Target Area	Citywide
	Goals Supported	CDS-4 Public Services
	Needs Addressed	Community Development Priority
	Funding	CDBG: \$9,000
	Description	OPMAD provides Before/After-school and summer programs at E. B. Kennelly School. Programs for children fall into six categories: academics, creative/cultural arts, life skills, technology, sports/health, homework help and recreation. OPMAD has had an After School program at Kennelly since 1992.
	Target Date	6/30/2021

	Estimate the number and type of families that will benefit from the proposed activities	20 People
	Location Description	180 White St, Hartford, CT 06114
	Planned Activities	The national objective is Low/Mod Income Clientele Benefit (LMC). The project matrix code is 05D Youth Services.
48	Project Name	Rebuilding Together Hartford Inc. - Homeowner Retention
	Target Area	Citywide
	Goals Supported	HSS-3 Owner-Occupied Housing Rehabilitation
	Needs Addressed	Housing Priority
	Funding	CDBG: \$120,000
	Description	Free critical repairs for low-income homeowners throughout the city of Hartford. These repairs focus on heat, hot water, and accessibility.
	Target Date	6/30/2021
	Estimate the number and type of families that will benefit from the proposed activities	40 Households
	Location Description	Citywide
	Planned Activities	The national objective is Low/Mod Income Housing (LMH). The project matrix code is 14A Rehabilitation: Single-Unit Residential.
49	Project Name	Riverfront Recapture - Riverfront Parks & Trails
	Target Area	Citywide
	Goals Supported	CDS-2 Infrastructure
	Needs Addressed	Community Development Priority
	Funding	CDBG: \$138,473
	Description	Riverfront Recapture will utilize CDBG program funds to continue the management and maintenance of Hartford Riverfront Parks, park improvement projects, and expansion projects planned for the 2020 / 2021 CDBG year including the development of the Hartford to Windsor Riverwalk and new park in the North-end of Hartford.

	Target Date	6/30/2021
	Estimate the number and type of families that will benefit from the proposed activities	124,390 People
	Location Description	C.T. 5007 B.G. 1
	Planned Activities	The national objective is Low/Mod Area Benefit (LMA). The project matrix code is 03F Parks, Recreational Facilities.
50	Project Name	San Juan Center Inc. - Employment Counselor
	Target Area	Citywide
	Goals Supported	EDS-2 Financial and Technical Assistance
	Needs Addressed	Economic Development Priority
	Funding	CDBG: \$31,116
	Description	San Juan Center Employability Program assists individuals to build confidence and self-esteem through one-on-one and group support that empowers them to obtain a job they value and get sufficient income to obtain/maintain a home. Services provided by bilingual and bicultural staff.
	Target Date	6/30/2021
	Estimate the number and type of families that will benefit from the proposed activities	350 People
	Location Description	1283 Main St, Hartford, CT 06103
	Planned Activities	The national objective is Low/Mod Income Clientele (LMC). The project matrix code is 05H Employment Training.
51	Project Name	South Park Inn - Homeless Veterans Peer Transition Support Project
	Target Area	Citywide
	Goals Supported	SNS-2 Social Services
	Needs Addressed	Other Special Needs Priority
	Funding	CDBG: \$7,116

	Description	Essential peer-to-peer/Veteran-to-Veteran mental health and substance use support with an aim of increasing overall wellness and reducing incidence of relapse, overdose, and death. Peer Support staff provide on-call, on-site, and community-based support to replace hopelessness and fear with wellbeing and success.
	Target Date	6/30/2021
	Estimate the number and type of families that will benefit from the proposed activities	30 People
	Location Description	75 Main St, Hartford, CT 06106
	Planned Activities	The national objective is Low/Mod Income Clientele (LMC). The project matrix code is 05O Mental Health Services.
52	Project Name	Spanish American Merchants Association - Small Business Technical Assistance Program
	Target Area	Citywide
	Goals Supported	EDS-2 Financial and Technical Assistance
	Needs Addressed	Economic Development Priority
	Funding	CDBG: \$160,000
	Description	Services to established businesses in Hartford with the objective to maintain the business, expansion, assist in job creation/retention, etc., including all non-English speaking businesses, especially Hispanic. The goal of the activity is to assist participants by providing one-on-one T/A and training to improve their economic living status and increase the tax revenue to the City of Hartford.
	Target Date	6/30/2021
	Estimate the number and type of families that will benefit from the proposed activities	15 People
	Location Description	Citywide
	Planned Activities	The national objective is Low/Mod Income Jobs (LMJ). The project matrix code is 18B Economic Development: Technical Assistance.

53	Project Name	University of Hartford, Entrepreneurial Center - Hartford Small Business Technical Assistance
	Target Area	Citywide
	Goals Supported	EDS-2 Financial and Technical Assistance
	Needs Addressed	Economic Development Priority
	Funding	CDBG: \$59,274
	Description	Provides training and one-on-one technical assistance in areas such as marketing, business plan development, financial management and loan packaging to help businesses retain existing jobs, create new jobs, access capital and increase sales and profits. Program services are provided for free to eligible businesses.
	Target Date	6/30/2021
	Estimate the number and type of families that will benefit from the proposed activities	45 People
	Location Description	222 Pitkin St, East Hartford, CT 06108
	Planned Activities	The national objective is Low/Mod Income Jobs (LMJ). The project matrix code is 18B Economic Development: Technical Assistance.
54	Project Name	University of Hartford, Upper Albany Main Street - Micro Business Incubator Program
	Target Area	Citywide
	Goals Supported	EDS-2 Financial and Technical Assistance
	Needs Addressed	Economic Development Priority
	Funding	CDBG: \$50,712
	Description	Provides training by pairing business students from the university on a one-to-one basis with businesses in the target community. Individualized training is conducted on site at the business location. Training includes but is not limited to: planning; management; technology; fiscal literacy; marketing; customer service; and e-commerce.
	Target Date	6/30/2021

	Estimate the number and type of families that will benefit from the proposed activities	50 People
	Location Description	2159, 1382 Albany Ave floor 2, Hartford, CT 06112
	Planned Activities	The national objective is Low/Mod Income Clientele (LMC). The project matrix code is 18C Economic Development: Micro-Enterprise Assistance.
55	Project Name	Urban League of Greater Hartford - Housing Counseling Program
	Target Area	Citywide
	Goals Supported	HSS-1 Homeownership
	Needs Addressed	Housing Priority
	Funding	CDBG: \$25,000
	Description	This program provides educational classes and private counseling in Financial Fitness, First time Homeownership and Being a Landlord. These services help participants strengthen financial stability by improving their ability to manage personal finances, improve credit and savings, become aware of their rights under Fair Housing Laws; qualify for and secure income supports to achieve eligibility for affordable home financing; and learn how to shop for and secure an affordable home.
	Target Date	6/30/2021
	Estimate the number and type of families that will benefit from the proposed activities	40 People
	Location Description	Citywide
Planned Activities	The national objective is Low/Mod Income Housing (LMH). The project matrix code 05X Housing Information and Referral Services.	
56	Project Name	Youth Challenge of CT - Men's Home
	Target Area	Citywide
	Goals Supported	HMS-1 Operation/Support
	Needs Addressed	Homeless Priority

	Funding	CDBG: \$9,000
	Description	Young adults 18-24 are dying from drug overdose and addiction. Youth Challenge supports and facilitates change in young people by providing basic needs, housing and treatment in a residential setting. Program participants are able to learn coping techniques, be exposed to healthy and sober activities and an opportunity to receive vocational training.
	Target Date	6/30/2021
	Estimate the number and type of families that will benefit from the proposed activities	20 People
	Location Description	15 May St, Hartford, CT 06105
	Planned Activities	The national objective is Low/Mod Income Clientele (LMC). The project matrix code 05F Substance Abuse Services.
57	Project Name	YWCA of New Britain (The) - The Hartford Sexual Assault Crisis Service
	Target Area	Citywide
	Goals Supported	SNS-2 Social Services
	Needs Addressed	Other Special Needs Priority
	Funding	CDBG: \$10,000
	Description	The Sexual Assault Crisis Services (SACS) provides free confidential counseling and support to victims of sexual assault. SACS works with local police, hospitals, and courts to provide advocacy and support. Victim services include: 24-hour crisis hotline; individual/group counseling; crisis intervention; accompaniment and advocacy; information and referrals. Services are available 24 hours a day, 365 days per year.
	Target Date	6/30/2021
	Estimate the number and type of families that will benefit from the proposed activities	20 People
	Location Description	19 Franklin Square, New Britain, CT 06051

	Planned Activities	The national objective is Low/Mod Income Clientele (LMC). The project matrix code 05G Services for Victims of Domestic Violence, Dating Violence, Sexual Assault, or Stalking.
58	Project Name	ESG20 Hartford
	Target Area	Citywide
	Goals Supported	HMS-1 Operation/Support HMS-2 Prevention and Re-Housing
	Needs Addressed	Homeless Priority
	Funding	ESG: \$309,047
	Description	Emergency shelter and services provided to homeless individuals. Homeless Prevention - Program to help homeless persons make the transition to permanent housing and independent living. Goals include shortening the period of time that individuals and families experience homelessness, facilitating access for homeless individuals and families to affordable housing units, and preventing individuals and families who were recently homeless from becoming homeless again. Rapid Rehousing Coordination. Administration of ESG shelter and related activities, as per requirements of HUD.
	Target Date	6/30/2021
	Estimate the number and type of families that will benefit from the proposed activities	105 Persons 1 Other
	Location Description	Citywide
	Planned Activities	Shelter Operations, Prevention/Rapid Rehousing Activities, and ESG Administration
59	Project Name	2020 - 2023 AIDS CT Inc. CTH20F001 (ACT)
	Target Area	Citywide
	Goals Supported	SNS-2 Social Services
	Needs Addressed	Other Special Needs Priority
	Funding	HOPWA: \$137,000
	Description	AIDS Connecticut establishes and advocates for quality housing and services for people living with HIV/AIDS.
	Target Date	6/30/2021

	Estimate the number and type of families that will benefit from the proposed activities	AIDS Connecticut will provide Short Term Rent, Mortgage and Utility Assistance and supportive services, including case management, to 30 individuals.
	Location Description	110 Bartholomew Ave. Hartford, CT 06106
	Planned Activities	Technical assistance and STRMU assistance for 20 clients/households short-term rental assistance or one time financial assistance payment and case management to remain housed. Provides Technical Assistance, Resource Identification, training and advocacy for all agencies funded by the City with HOPWA funds for AIDS housing services.
60	Project Name	2020 - 2023 Chrysalis Center CTH20F001 (CHRY)
	Target Area	Citywide
	Goals Supported	HSS-7 Tenant-Based Rental Assistance SNS-2 Social Services
	Needs Addressed	Housing Priority Other Special Needs Priority
	Funding	HOPWA: \$166,980
	Description	Chrysalis Center, Inc. provides community supportive housing services to individuals and families with HIV/AIDS in need of housing support and case management services, as well as providing housing subsidies.
	Target Date	6/30/2021
	Estimate the number and type of families that will benefit from the proposed activities	Chrysalis Center will provide case management and Tenant Based Rental Assistance to 24 individuals.
	Location Description	255 Homestead Ave. Hartford, CT 06112
	Planned Activities	Provides 10 clients with tenant-based rental assistance and ongoing support services to help 24 participants remain in permanent housing, including: tenancy, budgeting, and housekeeping skills; linkage to physical, mental health, and substance abuse providers; connections to HIV/ AIDS recovery groups and helping individuals access higher levels of care when needed.
	Project Name	2020 - 2023 St. Philip House CTH20F001 (SPH)

61	Target Area	Citywide
	Goals Supported	SNS-2 Social Services
	Needs Addressed	Other Special Needs Priority
	Funding	HOPWA: \$101,148
	Description	Saint Philip House, located in Plainville (Hartford EMSA), is a multifaceted program that meets the housing and social service needs of individuals who are HIV+ who are at risk of homelessness.
	Target Date	6/30/2021
	Estimate the number and type of families that will benefit from the proposed activities	Chrysalis Center St. Phillip House will provide case management and supportive services to 12 individuals.
	Location Description	255 Homestead Ave. Hartford, CT 06112
	Planned Activities	Funding case management and client expenses. St. Philip House serves up to 21 participants. Housing for 9 tenants, including Permanent Housing Facility Operating Costs. Chrysalis acquired St. Phillips House in FY 17-18. Provides ongoing support services to help participants remain in permanent housing, including: tenancy, budgeting, and housekeeping skills; linkage to physical, mental health, and substance abuse providers; connections to HIV/AIDS recovery groups and helping individuals access higher levels of care when needed.
62	Project Name	2020 - 2023 City of Hartford CTH20F001 (COH)
	Target Area	Citywide
	Goals Supported	AMS-1 Overall Coordination
	Needs Addressed	Administration, Planning, and Management Priority
	Funding	HOPWA: \$81,904
	Description	Activities related to necessary maintenance and upgrades to data integration system developed jointly by Ryan White and HOPWA providers, as well as Administration of HOPWA Activities.
	Target Date	6/30/2021

	Estimate the number and type of families that will benefit from the proposed activities	Approximately 100 individuals are expected to benefit from this program.
	Location Description	Citywide
	Planned Activities	Necessary maintenance and upgrades to data integration system developed by Ryan White and HOPWA provider systems, with Federal funding from the Health Resource and Services Administration (HRSA); enable continued benefit to Hartford Area PLWH clients receiving health and housing services by improving efficiency and effectiveness through increased engagement between housing and medical case management providers. Administration of HOPWA housing and related activities, as per requirements of HUD.
63	Project Name	2020 - 2023 Hands on Hartford CTH20F001 (HOH)
	Target Area	Citywide
	Goals Supported	HSS-7 Tenant-Based Rental Assistance SNS-2 Social Services
	Needs Addressed	Housing Priority Other Special Needs Priority
	Funding	HOPWA: \$330,000
	Description	Hands on Hartford provides comprehensive supportive housing and housing subsidies for persons living with HIV/ AIDS.
	Target Date	6/30/2021
	Estimate the number and type of families that will benefit from the proposed activities	Hands on Housing will support 13 individuals with tenant based rental assistance, 13 individuals through permanent housing facility operating costs, and 34 individuals with non-housing activities including case management
	Location Description	55 Bartholomew Ave., Hartford, CT 06106

	Planned Activities	Provides 13 rental subsidies for scattered-site tenants, and supportive services for 34 tenants, including 13 tenants who live in the on-site permanent supportive apartments (at HoH facility on Bartholomew Avenue). Tenants receive intensive, specialized, HIV-sensitive case management services focused on maintaining health care and reducing the risk of infection of others; maintaining housing; accessing benefits; building life skills; supporting recovery, employment, education and other personal goals; and linking them to community supports.
64	Project Name	2020 - 2023 Human Resources Agency of New Britain CTH20F001 (HRA)
	Target Area	Citywide
	Goals Supported	HSS-7 Tenant-Based Rental Assistance
	Needs Addressed	Housing Priority
	Funding	HOPWA: \$192,000
	Description	The Human Resources Agency of New Britain's Division of Health and Wellness is the lead provider of HIV/AIDS related services in the City of New Britain (part of the Hartford EMSA).
	Target Date	6/30/2021
	Estimate the number and type of families that will benefit from the proposed activities	HRA New Britain will provide 13 rental subsidies and supportive services for scattered-site tenants in Hartford.
	Location Description	180 Clinton St., New Britain, CT 06053
	Planned Activities	Provides 13 rental subsidies and supportive services for these 13 scattered-site tenants. Provides comprehensive case management services to all clients for as long as they remain engaged and need the assistance. Clients are encouraged to come for help frequently throughout the program; review service plans every six months and make at least 1-2 contacts per month. Referrals for medical case management, primarily health care, treatment adherence, psychosocial support and food and nutrition services.
65	Project Name	2020 - 2023 Mercy Housing and Shelter Corp. CTH20F001 (MHSC)
	Target Area	Citywide
	Goals Supported	SNS-2 Social Services
	Needs Addressed	Other Special Needs Priority
	Funding	HOPWA: \$143,686

	Description	Mercy will provide supportive services to clients of the agency's Supportive Housing Services program.
	Target Date	6/30/2021
	Estimate the number and type of families that will benefit from the proposed activities	Mercy Housing and Shelter will provide 18 individuals with supportive services, including case management.
	Location Description	211 Wethersfield Ave., Hartford, CT 06114
	Planned Activities	18 clients receive support services through the Recovery Model of case management, which is a person-centered, strengths-based approach. This approach helps clients feel empowered and motivated to succeed in achieving their objectives. Service Plans are highly flexible and are designed to include both natural and community supports. Case management services vary with the needs presented by the individual, but all clients are visited at least twice monthly for face-to-face meetings in the client's apartment
66	Project Name	2020 - 2023 Zezzo House Corp. CTH20F001 (ZH)
	Target Area	Citywide
	Goals Supported	SNS-2 Social Services
	Needs Addressed	Other Special Needs Priority
	Funding	HOPWA: \$111,163
	Description	Located in the Upper Albany community on Hartford's North End, Zezzo House is a community of three buildings with one and two bedroom apartments for persons and families living with HIV/AIDS.
	Target Date	6/30/2021
	Estimate the number and type of families that will benefit from the proposed activities	Zezo House will provide Permanent Housing Facility Operating Costs, case management and supportive services for 18 individuals in their residential program in Hartford.
	Location Description	180-190 Homestead Ave., Hartford, CT 06112

	Planned Activities	Program funds case management and supportive services for 18 households/ 33 residents in their residential program in Hartford. Zezzo House has 18 one and two bedroom apartments. The housing subsidy is provided through the HUD 811 Housing Program. Sub-contractor, Hands on Hartford, provides case management and support services. Tenants receive intensive, specialized, HIV-sensitive case management services focused on maintaining health care and reducing the risk of infection of others; maintaining housing; accessing benefits; building life skills; supporting recovery, employment, education and other personal goals; and linking them to community supports.
67	Project Name	HOME Activities
	Target Area	Citywide
	Goals Supported	HSS-1 Homeownership HSS-2 Housing Construction HSS-3 Owner-Occupied Housing Rehabilitation HSS-4 Renter-Occupied Housing Rehabilitation HSS-7 Tenant-Based Rental Assistance
	Needs Addressed	Housing Priority
	Funding	HOME: \$1,632,437
	Description	During Year Five HOME Investment Partnerships Program funding will be utilized for homebuyer assistance and rehabilitation/new construction of residential properties for homeownership or rental housing or any combination thereof; 15% set-aside for Tenant-Based Rental Assistance; 75% set-aside for homebuyer assistance and rehabilitation/new construction of residential properties for homeownership or rental housing or any combination thereof; and 10% program administration. \$198,000 is anticipated in Program Income. 10% will be allocated to program administration.
	Target Date	6/30/2021
	Estimate the number and type of families that will benefit from the proposed activities	138 Homeowner housing added 15 households through homebuyer assistance 75 households through tenant-based rental assistance 1 Other
	Location Description	Citywide
	Planned Activities	Activities include tenant-based rental assistance, homebuyer assistance, housing rehabilitation, new construction, homeownership assistance, and a CHDO set-aside project.

AP-50 Geographic Distribution – 91.220(f)

Description of the geographic areas of the entitlement (including areas of low-income and minority concentration) where assistance will be directed

A full profile of the population age, and racial/ethnic composition of the City of Hartford is included in the Appendices. This information was obtained from the U.S. Census Bureau American Factfinder website, <http://data.census.gov>. The 2014-2018 American Community Survey 5-Year Estimates were used to analyze the social, economic, housing, and general demographic characteristics of the City of Hartford. The 5-year estimates are the most recent data available for the City. The 2010 U.S. Census data is included where possible.

Geographic Distribution

Target Area	Percentage of Funds
Citywide	100

Table 60 - Geographic Distribution

Rationale for the priorities for allocating investments geographically

The City of Hartford will allocate its CDBG funds to those geographic areas whose population is over 51% low- and moderate-income. At least 70% of all the City's CDBG funds that are budgeted for activities will principally benefit low- and moderate-income persons. The following guidelines for allocating CDBG, HOME, ESG, and HOPWA funds will be used by the City for the FY 2020 Program Year:

- The public services activities are for social service organizations whose clientele have a low income or in certain cases a limited type of clientele with a presumed low- and moderate-income status.
- The public facilities activities are either located in a low- and moderate-income census tract/block group or have a low- and moderate-income service area benefit or clientele who are over 51% low- and moderate-income.
- The infrastructure improvement activities are either located in a low- and moderate-income census tract/block group or have a low- and moderate-income service area benefit or clientele over 51% low- and moderate-income.
- The acquisition and demolition of structures are either located in a low- and moderate-income census area or these activities are eligible by preventing or eliminating slums and blight on a spot basis or area basis.
- The housing activities have income eligibility criteria, therefore the income requirement directs funds to low- and moderate-income households throughout the City.
- Economic development projects will either be located in a low- and moderate-income census tract/block group, or a poverty tract greater than 20%, or part of a redevelopment plan, or making 51% of the jobs available to low- and moderate-income population.
- Street outreach, emergency shelters, homeless prevention, and rapid-rehousing for populations

that are homeless or at risk of homelessness.

- Tenant-based rental assistance, emergency short-term mortgage assistance, utility assistance, and information referrals for people with HIV/AIDS.

The proposed Activities/Projects under the FY 2020 CDBG and HOME Program Year are located in areas with the highest percentages of low- to moderate-income persons and those block groups with a percentage of minority persons above the average for the City of Hartford.

The HOME funds will be used for administration and for housing projects. These funds will be targeted to low-income persons and projects designed to provide affordable housing to low-income persons and are usually located in low- and moderate-income areas.

The HOPWA funds will be used for housing related services for those with HIV/AIDS, such as tenant based rental assistance, emergency short-term mortgage assistance, utility assistance, and information referrals.

The ESG funds will go to street outreach, emergency shelters, homeless prevention, rapid re-housing, and HMIS. The disbursement is based on need of each shelter or agency, not by geographic area.

Discussion

The City is allocating its CDBG to areas or activities which are predominantly low and moderate income; to the creation of low and moderate income jobs; to activities that have a low and moderate income population; and to activities that remove slum and blight in low and moderate income areas.

Affordable Housing

AP-55 Affordable Housing – 91.220(g)

Introduction

The City of Hartford will utilize its CDBG, HOME, ESG, and HOPWA funds to rehabilitate and to support the construction of new affordable housing units. The one year goals for affordable housing in the City of Hartford for FY 2020 are as follows:

One Year Goals for the Number of Households to be Supported	
Homeless	125
Non-Homeless	197
Special-Needs	50
Total	372

Table 61 - One Year Goals for Affordable Housing by Support Requirement

One Year Goals for the Number of Households Supported Through	
Rental Assistance	125
The Production of New Units	6
Rehab of Existing Units	141
Acquisition of Existing Units	100
Total	372

Table 62 - One Year Goals for Affordable Housing by Support Type

Discussion

The City of Hartford will fund the following projects with 2020 CDBG, HOME, ESG, and HOPWA funds:

- **City of Hartford - Home Energy Savings** - 10 Housing Units
- **City of Hartford Development Services - HPLF Staffing** - 16 rental units; 16 homeowner housing units
- **City of Hartford Development Services - HPLF Program Income** - 14 rental units; 14 homeowner housing units
- **City of Hartford Development Services - HPLF New Programming** - 11 rental units; 11

homeowner housing units

- **Rebuilding Together Hartford, Inc. - Homeowner Retention** - 40 households rehabilitated
- **Development Services - HOME Programs** - 6 new homeowner units, 9 units rehabilitated
- **Chrysalis Hartford (HOPWA)** - TBRA for 24 households
- **Hands on Hartford (HOPWA)** - TBRA for 13 households
- **Human Resources Agency of New Britain (HOPWA)** - TBRA for 13 households

The City of Hartford's Department of Development Services will also operate programs for:

- **Homeowner Assistance** - 40 units
- **Construction and Rehabilitation** - 55 units, of which 15 will utilize HOME funds
- **Tenant-Based Rental Assistance** - 75 households will be assisted

AP-60 Public Housing – 91.220(h)

Introduction

The Housing Authority of the City of Hartford (HACH) is the local public housing agency serving the City. The Housing Authority owns and manages 988 units of public housing, including four (4) communities targeted to elderly and disabled housing. In addition, the Housing Authority of the City of Hartford administers 1,620 Section 8 Housing Choice Vouchers, 1 Mainstream Voucher, 11 Family Reunification Vouchers, 160 Tenant Protection Vouchers, and 120 VASH vouchers. HACH has undergone RAD conversion of two (2) of its developments, and has received 178 Project Vouchers after RAD conversion. Additionally, HACH has 109 project-based vouchers.

The mission of the Housing Authority of the City of Hartford is to be a fiscally sound agency that provides safe, decent, and affordable high-quality housing choices. HACH strives to become closer to its resident and community partners while being a positive catalyst for the creation of economic opportunities and independence in diverse communities.

In addition to the Housing Authority, the City of Hartford also administers Section 8 Housing Choice Vouchers through its Development Services Department under the agency name of the City of Hartford Housing Authority (HACH). Development Services administers 5,100 vouchers, 100 of which are Section 8 Project-Based Vouchers. Development Services also administers five (5) VASH vouchers.

Actions planned during the next year to address the needs to public housing

The Housing Authority of the City of Hartford owns and operates 13 public housing communities. 988 units of public housing, including four (4) communities targeted to elderly and disabled housing. The physical condition of the public housing ranges based on property, but maintenance and upgrading is needed due to the age of the units. The Housing Authority is developing new low-income housing in Hartford with private-public partnerships.

The Housing Authority of the City of Hartford plans a variety of capital improvements in its properties. By public housing community, planned activities during the Five Year Plan period are as follows:

- **Percival C. Smith Towers** – Elevator upgrades, roof repairs.
- **Mary Shephard Place** – Rehabilitation and new construction.
- **Betty Knox** – Window reglazing and repairs.
- **Charter Oak Terrace** – Roof replacement.
- **Stowe** – Roof replacement.
- **Hartford Scattered Site I** – Brick repointing.

Additionally, authority wide improvements include concrete work, site work, curb and gutter cleaning, dumpster and enclosure repairs, electrical repairs, lighting work, paving of parking lots, paving of

pedestrian walks, sealing, signage, and storm drainage work, as needed.

Actions to encourage public housing residents to become more involved in management and participate in homeownership

The Housing Authority of the City of Hartford (HACH) has resident councils which form the Hartford Housing Tenants Organization. The Organization has representatives from various resident councils, and every Low-Income Public Housing Community has a resident council except for one.

The Housing Authority encourages participation in resident councils and participates in key meetings with its councils regarding the development of and rehabilitation of units. Annual Plans are given to each resident council after board approval. Programs that exist to benefit residents of Low-Income Public Housing include:

- The Resident Opportunity and Self-Sufficiency (ROSS) Program provides Resident Service Coordinators to tenants to improve the quality of life for those with limited employability (specifically the elderly and disabled).

HACH intends to apply for funding for a Family Self-Sufficiency program.

If the PHA is designated as troubled, describe the manner in which financial assistance will be provided or other assistance

The Housing Authority of the City of Hartford is not classified as “troubled” by HUD and is performing satisfactorily according to HUD guidelines and standards. Therefore, no assistance is needed to improve operations of this Public Housing Authority.

Discussion

Not Applicable.

AP-65 Homeless and Other Special Needs Activities – 91.220(i)

Introduction

Under this Five Year Consolidated Plan, the City of Hartford in cooperation with the local Coordinated Action Network has developed its Strategic Plan to address homelessness for FY 2020 through FY 2024. These goals are set forth in the following priorities:

- **HMS-1 Operation/Support** - Assist homeless service providers in the operation of housing and support services for the homeless and persons who are at risk of becoming homeless.
- **HMS-2 Prevention and Re-Housing** - Continue to support the prevention of homelessness through anti-eviction activities and programs for rapid re-housing.
- **HMS-3 Housing** - Support the rehabilitation and accessibility improvements to emergency shelters and transitional housing for the homeless.
- **HMS-4 Permanent Housing** - Support the development of permanent supportive housing for homeless individuals and families.

Describe the jurisdictions one-year goals and actions for reducing and ending homelessness including

Reaching out to homeless persons (especially unsheltered persons) and assessing their individual needs

The Greater Hartford Coordinated Action Network (CAN) works with the Hartford Police Department and the Department of Health and Human Services to assist populations that are at risk of homelessness. Persons and families at risk of homelessness are directed toward the 2-1-1 housing crisis line and encouraged to seek diversion assistance. Diversion is the primary strategy to address those at imminent risk, and households are encouraged to visit the Diversion Center. If the Diversion Center cannot divert the household, they are directed toward the relevant program based on their special needs or lack thereof. Multiple organizations collaborate on the diversion initiative.

The CAN recognizes that some of its greatest gaps are in the outreach to approach homeless persons. Outreach is currently conducted through partnerships with the Police Department. However, the Department of Public Works and Emergency Management Technicians also frequently interact with the homeless population. There is a gap between these two entities and the CAN, and there is a need to train both of these entities to also provide outreach to the homeless community.

Journey Home is the coordinating agency and thus responsible for the overall administration of the CAN and HMIS system. Journey Home, through the CAN and the CoC Committee, establishes goals and performance measures. Journey Home began using Coordinated Entry in 2014, and it has been effective in directing people who are homeless to mainstream services that can assist them. Mainstream health services assist in outreach efforts for homeless individuals and families. Mainstream services that assist

these populations include health services through organizations such as ImmaCare. ImmaCare and other health organizations, including True Colors and the Gay and Lesbian Health Collective, have adapted their healthcare practices to better serve the homeless LGBTQIA+ population.

According to the 2019 Point-in-Time Count, there were 85 sheltered homeless adults with mental health issues, and 7 unsheltered adults. Additionally, there were 41 sheltered adults with substance abuse issues, and 7 unsheltered adults. The Greater Hartford CAN uses this data to target interventions to these populations. However, there is always a greater need for these services than there are providers.

Addressing the emergency shelter and transitional housing needs of homeless persons

The City of Hartford's Department of Health and Human Services owns and operates both overnight and day shelters to meet the needs of homeless residents. Approximately one-third of the people staying in the City's emergency shelters are from outside of the City of Hartford. Many of the people staying in City shelters for extended amounts of time have substance abuse issues and require additional services. There is a need for shelter staff to be trained to assist transgender populations. The City-owned shelters are in need of capital improvements.

Day shelters that are available for the homeless provide clean needles. There is an additional warming center during cold weather. The Warming Center recently began providing cots for the homeless instead of chairs. The number of unsheltered individuals in the City of Hartford decreased from 2018 to 2019 by 6%, while the number of individuals in transitional housing increased by 82% in that same time period. There are only 40 transitional housing beds in the City, which shows an additional need for this type of housing.

Many domestic violence survivors are placed in the emergency shelter system. There is a need for transitional housing and separate housing for these populations. There is a disproportionate amount of shelter beds for men, compared to women, which is notable as the number of homeless women is increasing in the City of Hartford, and Nationwide. Homeless youth are also frequently victims of domestic violence, and may be kept out of emergency shelters due to potential risk. There is also a need to address non-traditional family structures in shelters.

Helping homeless persons (especially chronically homeless individuals and families, families with children, veterans and their families, and unaccompanied youth) make the transition to permanent housing and independent living, including shortening the period of time that individuals and families experience homelessness, facilitating access for homeless individuals and families to affordable housing units, and preventing individuals and families who were recently homeless from becoming homeless again

According to the Greater Hartford Coordinated Action Network (CAN), there is a need for more permanent supportive housing, rapid rehousing, and supportive services to assist people in need of housing. The Housing First Model's approach is to help individuals and families access and sustain

permanent rental housing as quickly as possible, without time limits, and with a standard lease agreement, as opposed to mandated therapy or service compliance. They offer a variety of services to promote housing stability and individual well-being on an as-needed basis. They also address the issues that cause homelessness. However, the CAN has calculated that only 20% of the homeless population is being served through these programs and more need access to services. Members of the CAN believe that Single-Room Occupancy Rentals, if managed well, could meet much of this need.

Due to the shortage of affordable housing, individuals and families with the lowest incomes are at risk of homelessness. Journey Home provides programs to support landlords who house the formerly homeless and prevent them from re-entering the shelter system. Though some other programs exist, including funds to provide tenant-based rental assistance, diversion is the primary strategy to prevent homelessness.

According to last year's Point-in-Time Count, conducted on January 22, 2019, there were 487 individuals experiencing homelessness, 37 families, and 2 unaccompanied youth. It is estimated that 9,903 youth under age 25 experienced homelessness or unstable housing across the entire State of Connecticut.

Helping low-income individuals and families avoid becoming homeless, especially extremely low-income individuals and families and those who are: being discharged from publicly funded institutions and systems of care (such as health care facilities, mental health facilities, foster care and other youth facilities, and corrections programs and institutions); or, receiving assistance from public or private agencies that address housing, health, social services, employment, education, or youth needs

There are more than 300 people on the waiting list for Transitional Housing in the City of Hartford, many of whom are on the list following a hospital stay. The Greater Hartford CAN has created a Community Care Team of healthcare providers to work with mental and physical health institutions to discharge patients into supportive housing. The Community Care Team is working with the healthcare institution to manage frequent healthcare users who are also homeless. Many of these individuals are chronically homeless. For other users, the Greater Hartford CAN utilizes diversion methods to help former patients find housing before entering the shelter system.

The City of Hartford's Department of Health and Human Services provides healthcare programs to residents of the City. The Department works with seniors in the City to provide in-home healthcare and to prevent injuries through a mixture of education and funding for reasonable modifications and accommodations to prevent hospital stays and subsequently being discharged into housing instability.

Treatment centers for individuals recovering from addiction exist in the City of Hartford. Organizations such as the Greater Hartford Harm Reduction Coalition will assist individuals in these centers to gain self-sufficiency, allowing them to be discharged into supportive housing as opposed to homelessness.

The Department of Health and Human Services (DHHS) operates a number of mainstream services that

supplement homeless services in the area. The Mayor will be creating an Opioid Epidemic Task Force that works with the DHHS to study and plan for treatment of the opioid epidemic. DHHS also works to provide mainstream services through its Women and Families Division. The Department of Children, Youth, and Families assists youth aging out of foster care. The Youth Engagement Team Initiatives has been partnering with the court system to reduce sentences to prevent children from being discharged from the juvenile justice system into homelessness.

The City of Hartford has chosen to prioritize assisting the re-entry population to avoid homelessness. The City has provided for a Re-Entry Welcome Center that offers resources to those exiting incarceration, as well as caseworkers and meeting times for those seeking services to learn from the experiences of others within that population. Re-entry services exist for both men and women, and include counseling and connections to job training and housing resources. The Re-Entry Welcome Center is located in City Hall and acts as a central hub to direct the re-entry population to additional supportive services.

Discussion

Not Applicable.

AP-70 HOPWA Goals - 91.220 (I)(3)

One year goals for the number of households to be provided housing through the use of HOPWA for:	
Short-term rent, mortgage, and utility assistance to prevent homelessness of the individual or family	20
Tenant-based rental assistance	36
Units provided in permanent housing facilities developed, leased, or operated with HOPWA funds	31
Units provided in transitional short-term housing facilities developed, leased, or operated with HOPWA funds	18
Total	105

AP-75 Barriers to affordable housing – 91.220(j)

Introduction:

The City of Hartford in its most recent Analysis of Impediments to Fair Housing Choice did not identify any negative effects of its public policies that serve as barriers to affordable housing. The City has continued to revise and update its Zoning Ordinance. This document is consistent with the Fair Housing Act, Section 504, and the Americans with Disabilities Act. There are no other public policies that restrict fair housing.

The City of Hartford is committed to removing or reducing barriers to the development of affordable housing whenever possible throughout the City. A variety of actions include, among others, to reduce the cost of housing to make it affordable. The Mayor of the City of Hartford has openly called to decrease racial segregation between the City of Hartford and the surrounding communities.

Actions it planned to remove or ameliorate the negative effects of public policies that serve as barriers to affordable housing such as land use controls, tax policies affecting land, zoning ordinances, building codes, fees and charges, growth limitations, and policies affecting the return on residential investment

The following is an abbreviated list of the 2020 Impediments to Fair Housing Choice determined by the City of Hartford:

Impediment No. 1

The City is segregated by race, national origin, and income. However, any segregation within the City pales in comparison to the degree of segregation in the region. There must be a regional effort to promote integration and to ensure that everyone in the City and region has access to the housing of their choice.

Impediment No. 2

Housing discrimination is evidenced in:

- Home sales
- Rental housing
- Mortgage lending
- Home insurance
- Reasonable accommodations and modifications for persons with disabilities

Impediment No. 3

Many community residents lack a basic knowledge of their rights under the Fair Housing Act and where

to go for assistance if they encounter housing discrimination.

Impediment No. 4

There are staff working in areas of housing who lack a knowledge of fair housing adequate to inform, assist, and/or refer clients who need help with fair housing issues.

Impediment No. 5

Many housing providers lack a working knowledge of fair housing laws and what is required for compliance with those laws.

Impediment No. 6

Predatory and abusive lending practices in the City of Hartford have targeted minorities and other classes protected under the Fair Housing Act.

Impediment No. 7

Neighborhoods with high rates of foreclosures indicate a higher likelihood to be denied or offered less favorable terms, fees, and conditions when applying for loans or insurance coverage.

Impediment No. 8

The problems of the lack of accessibility for persons with disabilities and the frequent denial of request for reasonable accommodations and modifications persist. These include the following:

- Lack of accessibility in rental housing.
- Housing industry resistance to mandated accessibility provisions.
- A shortage of funding for accessibility improvements in older housing units.

Impediment No. 9

There is a need to explicitly include AFFH planning and the tools to implement it at the front end of Federal projects to track the actions used by the City to AFFH.

Impediment No. 10

Despite a large Spanish-speaking population, 40% of the subsidized housing provider websites reviewed

by the City had no information in Spanish.

Impediment No. 11

The AI identified three impediments to fair housing in the City's new Housing Code Enforcement Ordinance based on group homes:

- They must renew their license every year.
- They cannot transfer their licenses.
- They must have a supervisor on site at all times.

Impediment No. 12

The AI identified three areas where tenants are likely to face discrimination in the rental market:

- Discrimination against disabled subsidized tenants.
- Discrimination against renters based on source of income.
- Tenants with criminal records will be prevented from renting due to background check results.

Impediment No. 13

The City created the 2011 goal to develop more than 2,300 new units of housing. However, it has fallen short of this goal, particularly in the creation of housing units below 120% AMI. Because race and national origin correlate with people who are low-income, integration of the Downtown area requires additional units that are affordable.

The full Analysis of Impediments is included in the Appendices.

Discussion:

During its FY 2020 CDBG, HOME, ESG, and HOPWA Program Year the City proposes to fund activities/projects that affirmatively further fair housing. This includes:

- Planning and design of new affordable housing developments. Funds for downpayment assistance and closing costs for low income homebuyers.
- Emergency relocation services for displaced tenants. Funds for neighborhood fair housing organizations.
- Housing counseling services. Job training and economic development opportunities.
- Funds for social services and health programs.
- Funds for project financing and related costs for affordable housing developments.
- The construction and rehabilitation of 55 housing units through Development Services, of which 15 will be funded with FY 2020 HOME funds.

AP-85 Other Actions – 91.220(k)

Introduction:

The City of Hartford has developed the following actions which addresses obstacles to meeting underserved needs, fosters affordable housing, reduces lead-based hazards, reduces the number of poverty-level families, develops institutional structures, and enhances coordination between public and private housing and social service agencies.

Actions planned to address obstacles to meeting underserved needs

The City under its FY 2020 CDBG Program Year will take the following actions to address obstacles to meeting the underserved needs:

- Continue to provide funds for housing for owner occupied and renter occupied units.
- Continue to provide funds to assist the area’s homeless population, including homeless veterans, victims of domestic abuse, and individuals suffering from addiction.
- Continue to provide funds for new housing construction of owner occupied and renter occupied housing units which will be decent, safe, sound, affordable, and assessable.
- Continue to fund the rehabilitation program to help bring the older existing housing stock up to code standards.
- Continue to support minority and women-owned businesses, as well as immigrant-owned businesses.
- Continue to provide educational, training, employment, and recreational opportunities for youth in the very low-income areas of the City.
- Continue to leverage its financial resources and apply for additional public and private funds.
- Continue to ameliorate substandard housing in the City.
- Continue to create opportunities for youth employment.
- Continue to assist in the provision of child care for employees.

Actions planned to foster and maintain affordable housing

The City is proposing the following goals and strategies to foster and maintain affordable housing:

- **HSS-1 Homeownership** - Assist low- and moderate-income households to become homeowners by providing down payment assistance, closing cost assistance, along with housing counseling training.
- **HSS-2 Housing Construction** - Increase the supply of decent, safe, sound, and accessible housing that is affordable to owners and renters in the community through new construction.
- **HSS-3 Owner-Occupied Housing Rehabilitation** - Continue to provide financial assistance to low- and moderate-income homeowners to rehabilitate and improve the energy efficiency of

their existing owner-occupied housing.

- **HSS-4 Renter-Occupied Housing Rehabilitation** - Provide financial assistance to landlords to rehabilitate housing units, improve energy efficiency, and convert existing buildings for rent to low- and moderate-income tenants.
- **HSS-5 Neighborhood Revitalization** - Promote and strengthen the housing stock in residential neighborhoods throughout the City.
- **HSS-6 Fair Housing** - Promote fair housing choice and affirmatively further fair housing choice through education, training, and outreach in throughout the City of Hartford.
- **HSS-7 Tenant-Based Rental Assistance** - Provide financial assistance to tenants by providing funds for housing costs to sustain affordability.
- **HMS-2 Prevention and Re-Housing** - Continue to support the prevention of homelessness through anti-eviction activities and programs for rapid re-housing.
- **HMS-3 Housing** - Support the rehabilitation and accessibility improvements to emergency shelters and transitional housing for the homeless.
- **HMS-4 Permanent Housing** - Support the development of permanent supportive housing for homeless individuals and families.
- **SNS-1 Housing** - Increase the supply of affordable, decent, safe, sound, and accessible housing for the elderly, frail elderly, persons with disabilities, persons with HIV/AIDS, victims of domestic violence, persons with alcohol/drug dependency, and persons with other special needs through rehabilitation of existing buildings and new construction.

Actions planned to reduce lead-based paint hazards

Because the City of Hartford has almost three times as many rental units than owner occupied units, there is a greater need for rental rehabilitation to serve tenants than there is for homeowner-occupied rehabilitation. There is a need to incorporate environmental health into the rehabilitation work, including screenings for lead-based paint, asbestos testing, and radon gas remediation measures.

The housing rehabilitation programs managed by the Housing Division contribute to the reduction in the number of housing units that contain lead-based paint hazards, and increase the inventory of lead-safe housing available to very low-, low-, and moderate-income tenants, homebuyers, and owners rehabilitating their properties. Housing programs require that several action steps be taken to evaluate and reduce lead-based paint hazards in homes built prior to 1978.

- In accordance with the Lead Safe Housing Rule (April 22, 2008), Hartford's Housing programs follow guidelines that may include the provision of the EPA/HUD/Consumer Product Safety Commission brochure entitled *Protect Your Family from Lead in Your Home*, and a HUD Lead-Based Paint Notice, which is a disclosure to purchasers regarding the dangers of lead-based paint poisoning.
- State certified lead inspector/risk assessor perform property inspections or risk assessments to determine the existence of potential lead-based paint hazards. Depending on the type and size

of the project, programs require homeowners and developers to notify occupants of lead hazard evaluation and reduction activities.

- Safe work practices must be utilized while performing standard treatments (paint stabilization, correcting dust-generating conditions, addressing bare residential soil, and creating smooth/clean horizontal surfaces).
- Clearance tests must be performed on all surfaces that had previously shown to be positive for lead-based paint, and on all surfaces presumed to be a lead hazard. Projects (above \$25,000 per unit) require full abatement and ongoing maintenance through lead management plans.

Contractors performing renovation, repair and painting projects that disturb lead-based paint in homes must comply with changes to the April 22, 2008 Lead Safe Housing Rule to comply with the Environmental Protection Agency (EPA) guidelines.

Actions planned to reduce the number of poverty-level families

Approximately 30.5% of the City of Hartford's residents live in poverty, while only 11.2% of Hartford County residents live in poverty and 13.5% of the State of Connecticut residents live in poverty. Female-headed households with children are particularly affected by poverty at 45.0%.

The City's Five Year Goals to reduce the number of families living in poverty as follows:

- **HMS-2 Prevention and Re-Housing** - Continue to support the prevention of homelessness through anti-eviction activities and programs for rapid re-housing.
- **SNS-2 Social Services** - Support social service programs and facilities for the elderly, frail elderly, persons with disabilities, persons with HIV/AIDS, victims of domestic violence, persons with alcohol/drug dependency, and persons with other special needs.
- **CDS-4 Public Services** - Improve and enhance public services including: programs for youth, the elderly, disabled, and other public service programs for low- and moderate-income persons.
- **CDS-5 Food Programs** - Provide assistance for food and nutritional programs to address the needs of the unemployed, underemployed, and homeless populations.
- **EDS-1 Employment** - Support and encourage new job creation, job retention, workforce development, employment, and job training services for the unemployed and underemployed persons including summer youth programs.
- **EDS-2 Financial and Technical Assistance** - Support business and commercial growth through expansion and new development through technical assistance programs and low interest loans, grants, and micro grants.
- **EDS-3 Redevelopment Program** - Plan and promote the development, redevelopment and revitalization of economically distressed areas of the City.

The City with its FY 2020 CDBG funds plans to fund the following types of economic development and

anti-poverty programs include:

- Workforce development
- Youth employment training programs
- Support services for new employees
- Entrepreneurship programs
- Assist in job creation and retention
- Assistance for food, shelter, and training programs
- Small businesses financial and technical assistance
- Minority and women-owned business support
- Revitalization and placemaking efforts
- New job opportunities
- Commercial/industrial infrastructure development
- New commercial/industrial development

Actions planned to develop institutional structure

To effectively implement the Five Year Consolidated Plan, the City needs to collaborate with a variety of agencies located in the City of Hartford, Hartford County, and adjacent New Haven County. Coordination and collaboration between agencies is important to ensure that the priorities identified in the Five Year Consolidated Plan for the City are adequately addressed. The key agencies that are involved in the implementation of the Five Year Consolidated Plan and FY 2020 Annual Action Plan, as well as additional resources that may be available as described in the additional institutional structure section of the Appendices.

Actions planned to enhance coordination between public and private housing and social service agencies

The Office of Central Grants Administration is committed to continuing its participation and coordination with public, housing, and social service agencies. The City solicits applications for CDBG, ESG, and HOPWA funds. In addition, Central Grants Administration and Development Services send out applications to agencies, organizations, and housing providers that have previously submitted an application or has expressed an interest in submitting an application. The applications are reviewed by the City, which scores applications based on a series of criteria that is available on the application. The City provides help and assistance to the public and private agencies which they fund.

Discussion:

Not Applicable.

Program Specific Requirements

AP-90 Program Specific Requirements – 91.220(I)(1,2,4)

Introduction:

The City of Hartford receives an annual allocation of CDBG, HOME, ESG, and HOPWA funds. Since the City receives these federal allocations the questions below have been completed, as they are applicable.

Community Development Block Grant Program (CDBG)

Reference 24 CFR 91.220(I)(1)

Projects planned with all CDBG funds expected to be available during the year are identified in the Projects Table. The following identifies program income that is available for use that is included in projects to be carried out.

1. The total amount of program income that will have been received before the start of the next program year and that has not yet been reprogrammed	360,133
2. The amount of proceeds from section 108 loan guarantees that will be used during the year to address the priority needs and specific objectives identified in the grantee's strategic plan.	0
3. The amount of surplus funds from urban renewal settlements	0
4. The amount of any grant funds returned to the line of credit for which the planned use has not been included in a prior statement or plan	0
5. The amount of income from float-funded activities	0
Total Program Income:	360,133

Other CDBG Requirements

1. The amount of urgent need activities	0
2. The estimated percentage of CDBG funds that will be used for activities that benefit persons of low and moderate income. Overall Benefit - A consecutive period of one, two or three years may be used to determine that a minimum overall benefit of 70% of CDBG funds is used to benefit persons of low and moderate income. Specify the years covered that include this Annual Action Plan.	95.00%

HOME Investment Partnership Program (HOME)

Reference 24 CFR 91.220(I)(2)

1. A description of other forms of investment being used beyond those identified in Section 92.205 is as follows:

The City of Hartford is not using other forms of investment beyond those identified in Section

92.205 for HOME activities.

2. A description of the guidelines that will be used for resale or recapture of HOME funds when used for homebuyer activities as required in 92.254, is as follows:

HOME Resale/Recapture guidelines are included at the end of the section.

3. A description of the guidelines for resale or recapture that ensures the affordability of units acquired with HOME funds? See 24 CFR 92.254(a)(4) are as follows:

Resale/Recapture affordability guidelines are included at the end of the section.

4. Plans for using HOME funds to refinance existing debt secured by multifamily housing that is rehabilitated with HOME funds along with a description of the refinancing guidelines required that will be used under 24 CFR 92.206(b), are as follows:

The City of Hartford's HOME Program allows for HOME funds to be used for refinancing existing multifamily debt in accordance with the following guidelines noted below. The cost to refinance existing debt, secured by housing that is being rehabilitated with HOME funds, may be an eligible expense under the following circumstances:

Rehabilitation must be the primary eligible activity. The majority of the HOME funds invested in the project must directly support rehabilitation activities. Refinancing may only be eligible when total rehabilitation costs per unit are \$50,000.00 or more.

- HOME funds for refinancing existing debt shall be disbursed after the rehabilitation is complete, the owner has met all project requirements and a Certificate of Occupancy has been issued.
- If the property is occupied, a review of management practices will be required to demonstrate that disinvestment in the property has not occurred, that the long-term needs of the project can be met, and that the feasibility of serving the targeted population over an extended affordability period can be demonstrated.
- The new investment may be made to either maintain current affordable units or to create additional affordable units.
- Minimum required period of affordability when refinancing as part of a project shall be 15 years.
- Investment of HOME funds for refinancing may be made at locations anywhere in the City.
- HOME funds cannot be used to refinance multifamily loans made or insured by any other Federal Program, including CDBG.

Emergency Solutions Grant (ESG)
Reference 91.220(l)(4)

1. Include written standards for providing ESG assistance (may include as attachment)

ESG Written Standards are included at the end of the section.

2. If the Continuum of Care has established centralized or coordinated assessment system that meets HUD requirements, describe that centralized or coordinated assessment system.

CoC Coordinate Assessment system description is included at the end of the section.

3. Identify the process for making sub-awards and describe how the ESG allocation available to private nonprofit organizations (including community and faith-based organizations).

Sub-Awards for Emergency Shelters - In accordance with the Homeless Emergency Assistance and Rapid Transition to Housing Act (HEARTH Act) Emergency Solutions Grant, not more than 60% of Hartford's ESG funds are allocated on a yearly competitive basis (RFP) to eligible private nonprofit organizations (including community and faith-based organizations) that perform emergency shelter activities in neighborhoods throughout Hartford. In 2014, the City and the Hartford Continuum of Care (CoC), as required under HEARTH Act regulations, considered the allocation of ESG funding. As a result, a consensus was reached that the current funding process did not reflect current on-the-ground realities in the shelters, such as the number of shelter beds, utilization rates, and services being offered by the shelters, and agreed it was time to make significant changes to that process. The City first met with the Hartford CoC in April 2014, during which a consensus recommendation was reached on how ESG shelter operating funds should be allocated among the Hartford shelters; this formula was revised working closely with the GH CAN in April 2019. The recommendation for funding decisions, which was adopted by the City, includes the following:

- The City of Hartford's ESG should not fund overflow shelters that receive supplemental dollars from the City's general fund.
- ESG funding for shelter operations are derived from HMIS data from the previous calendar year, as follows: 70 % of the award based on the total number of beds in the shelter, 15% permanent exits – gross (total number of permanent exits/total number of permanent exits for all shelters), and 15% permanent exits – relative (total number of permanent exits/ total number of exits from that shelter).
- Performance evaluations are based on measures such as the number of "Permanent Exits" from the shelter. Permanent Exits is defined as the client exiting the shelter to a permanent housing solution.

Sub-award for Homelessness Prevention and Rapid Rehousing Funds - The City allocates the remainder of its ESG funds for use in Homelessness Prevention and Rapid Re-Housing activities and for permitted administration cost, also in accordance with the regulations set forth under the Homeless Emergency Assistance and Rapid Transition to Housing Act (HEARTH Act). Prevention

funds have been allocated to the Mercy Housing and Shelter Corporation, a private nonprofit organization, through a competitive bidding process (RFP) held in June 2016, with the program starting in September 2016.

The current program is located at the Hartford Diversion Center at St. Elizabeth House, 118 Main Street, in Hartford. The Hartford Homelessness Prevention and Rapid Re-Housing Program (HHPRR) helps families that are homeless households and those households at significant risk of becoming homeless to transition as quickly as possible into permanent housing, as well as to help such families achieve stability in that housing. HHPRR provides case management, housing relocation and stabilization services and homelessness prevention and rapid re-housing short term financial assistance to Hartford residents who are homeless or at risk of homelessness. Eligible households must be Hartford residents.

4. If the jurisdiction is unable to meet the homeless participation requirement in 24 CFR 576.405(a), the jurisdiction must specify its plan for reaching out to and consulting with homeless or formerly homeless individuals in considering policies and funding decisions regarding facilities and services funded under ESG.

The City of Hartford meets this requirement.

5. Describe performance standards for evaluating ESG.

Emergency Shelters - Each Subrecipient provider shall implement the programs and services described herein to assure the following outcomes on behalf of clients. Such outcomes shall be measured in the manner described herein and documented by client records. Outcome results achieved pursuant to these terms and conditions will be monitored by the City.

Outcomes Defined: Client obtains permanent housing and/or accesses support and/or treatment services. Support services include but are not limited to domestic violence abuse counseling, family counseling, educational and employment and financial counseling, child care, security deposit and rental assistance programs. Treatment services include, but are not limited to, residential and outpatient mental health and substance abuse treatment and medical treatment.

Performance measures are included at the end of the section.

HOME Resale/Recapture Guidelines - A1. Homeownership Housing Development Program - Resale Provision

A. HOME Homeownership Housing Development Program – Resale Provision: HOME-assisted units funded through the HOME Program supporting development (rehabilitation and/or new construction) of homeownership housing will be subject to the following Affordability and Resale guidelines:

Low-Income Owner-occupant Homebuyers: HOME-assisted housing units shall be acquired by homebuyers who qualify as low-income individuals or families and the housing must be the principal residence of the family throughout the affordability period described in 24 CFR Part 92.254(a)(4). Low-income is defined as a family whose total annual income does not exceed eighty percent (80%) of the median income for the Hartford area as defined by HUD with adjustments for smaller and larger families. In determining the income eligibility of the homebuyer the income of all persons in the family that are expected to reside in the housing at the time of purchase are included. The period of affordability (between five and fifteen years) is based on the total amount of HOME funds invested in the housing unit purchased by the homebuyer. When a HOME-assisted homebuyer sells his or her property during the affordability period, the City requires that the property be sold to another low-income homebuyer who will use the property as his or her principal residence throughout the remainder of the original affordability period.

Affordable Purchase Mortgages: To ensure affordability at the time of initial purchase homebuyers (the 'borrower(s)') shall obtain an affordable purchase mortgage(s) with monthly payments of principal, interest, taxes and insurance (PITI) and association fees (when applicable) at a maximum of 30% of their anticipated gross monthly income. However, if the purchase is part of a CHFA or FHA first mortgage program, then these agencies' higher housing ratios - up to 33% - will supersede the 30% maximum. In addition, the homebuyers' first lien mortgage must conform to the City's Purchase Mortgage Lending Policy & Procedure. The City shall employ its HOME Homeownership Housing Development Program's underwriting standards when assessing a borrower's purchase mortgage affordability. During the period of affordability of any unit sold, any subsequent low-income homebuyer must comply with these affordable purchase mortgage conditions.

Resale Deed Restrictions: Homebuyers shall be required to give a mortgage to the City of Hartford in the amount of HOME funds invested in the HOME-assisted unit. These mortgages will require no payments and will be forgiven at the end of the affordability period. Each such mortgage will be tied to a grant agreement that describes the City's Resale Provision requirements, as defined herein, and the deed restrictions will be recorded in the Hartford Land Records. During the period of affordability, any subsequent low-income homebuyer must assume the mortgage with the deed restrictions for the remainder of the original period of affordability.

HOME Resale/Recapture Guidelines - A2. Homeownership Housing Resale Provision (Cont.)

Continued Affordability & Resale Prices: The purpose of the HOME Resale Provision deed restriction is to ensure long-term affordability to a reasonable range of low-income homebuyer families (the City's target range of homebuyers), which is generally defined as a family under 80 percent of Hartford area median income paying no more than 30% of gross monthly income for mortgage principal, interest, property taxes, insurance (PITI) and (when applicable) association fees (or 33% if the buyer's purchase mortgage is part of a CHFA or FHA first mortgage program). To ensure that a HOME-assisted property remains affordable to this reasonable range of low-income homebuyers, any subsequent resale price shall not exceed 95% of the Area Median Purchase Price as published by

HUD from time to time for one-to-four unit homes in Hartford. The City shall approve the income-eligibility of any subsequent low-income homebuyer family before a purchase and sale agreement is consummated.

Should a subsequent homebuyer, whose family falls within the City's target range of low-income homebuyers, be unable to purchase the home – solely due to the affordability of the mortgage amount needed to acquire the home – the City shall offer downpayment assistance in accordance with its HouseHartford Downpayment Assistance Program. The amount of assistance offered will be the maximum assistance allowed under the Program parameters that are in existence at the point of sale – only up to an amount needed to allow the new buyer to pay no more than 30% (or 33%) of gross monthly income towards the fixed costs of owning a home (PITI). The affordability period may be extended if the HouseHartford affordability period extends beyond the end of the initial HOME affordability period. Otherwise, the original HOME affordability period prevails. The original HOME investment in the property plus any additional investment through the HouseHartford Program shall not exceed the maximum per unit subsidy as published by HUD.

Fair Return on Investment: The total return at sale, assuming the price at sale permits the original homebuyer to realize a full return on his/her investment, would include the original homebuyer's initial investment (earnest deposit and any other principal downpayment made with homebuyer cash), and any eligible capital improvements made to the house, plus a fair return on both of those investments. A fair return on investment is defined as the value of these investment amounts, multiplied by the percent change (during the period in which the original homebuyer owned and lived in the home up to the date of a subsequent sale) in the Consumer Price Index for All Urban Consumers (CPI-U) for the Northeast Region's Housing Expenditure Category as published by the US Bureau of Labor Statistics (see the detailed tables identified under Annual Average Indexes published on the CPI website at <http://www.bls.gov/cpi/>. In 2011, the table was entitled: Table 11A. Consumer Price Index for All Urban Consumers (CPI-U); Regions by expenditure category and commodity and service group.

Under certain circumstances, such as during a declining housing market where home values are depreciating, the original homebuyer may not receive a return on his or her investment because the home sells for less or the same price as the original purchase price.

HOME Resale/Recapture Guidelines - A3. Homeownership Housing Resale Provision (Cont.)

Capital Improvements: The value of eligible capital improvements shall be based upon the cost of the improvements as documented by the homeowner's receipts for materials and labor. Eligible capital improvements are defined as work to the home that increases the home's value and/or prolongs its life. Capital improvements can include everything from a new bathroom or deck to a new water heater or furnace. The improvements must still be evident when the home is sold. If carpeting is installed 7 years ago and then replaced with hardwood floors 5 years later, the carpeting cannot be counted as a capital improvement. In contrast, home repairs are not considered

capital improvements. Repairs return property to its original condition – such as interior or exterior painting or supporting sagging gutters—maintaining a home’s good condition without adding value or prolonging its life. As another example, the replacement of a few shingles on the roof is a repair, while the replacement of an entire roof is a capital improvement.

What Triggers the Resale Provision: To comply with these provisions a homeowner who lists his or her home for sale should inform the real estate agent and any prospective buyers about the HOME-assisted Resale Provision and deed restriction before a Purchase and Sale Agreement is executed between the seller and the buyer. The HOME-assisted homeowner, the realtor, and the attorney for the settlement must submit documentation to the City of Hartford Department of Development Services Housing Division evidencing any subsequent potential homebuyer families’ income eligibility, and information regarding the new buyer’s estimated purchase mortgage terms (e.g., amount of initial cash downpayment, mortgage loan amount, interest rate, etc.). The Housing Division director will provide written certification indicating that the prospective homebuyer family is income eligible to purchase the property and that the anticipated loan terms reflect an affordable mortgage as described in the Affordable Purchase Mortgages section above.

Right of First Refusal: If during the affordability period the property is ever subject to a *lis pendens* in connection with the original first lien purchase mortgage (e.g., the bank mortgage obtained to purchase the property), then the City of Hartford may elect to purchase the Property, in an amount that shall be no greater than the appraised value of the Property, in order to avoid the completion of a foreclosure action by the homeowner’s bank or mortgage company. Should this occur the City of Hartford would subsequently sell the property to a HOME eligible homebuyer.

Noncompliance: Failure to comply with the resale requirements means that 1) the original HOME-assisted homebuyer no longer occupies the unit as his or her principal residence (i.e., unit is rented or vacant), or 2) the home was sold during the period of affordability and the applicable resale provisions were not enforced. If during the affordability period a HOME-assisted homeowner moves out of the property and does not occupy the property as their principal residence the City of Hartford may execute and record a *lis pendens* on the Hartford Land Records, which would adversely impact the homeowner in any attempt to resell, refinance or quit claim the property. In the event of any noncompliance, which is not remedied after written notice from the City to the homeowner, the City shall have the right to any and all remedies available under law, including but not limited to foreclosure; and any remedy designed or intended to allow the City to take ownership, possession, or control of the property. In the event of any noncompliance, the homebuyer may repay all HOME funds invested in the HOME-assisted unit in order to circumvent a foreclosure by the City.

HOME Resale/Recapture Guidelines - B. HouseHartford Homebuyer Assistance - Recapture Provision

B. HouseHartford Homebuyer Assistance Program - Recapture Provision:

HouseHartford assistance is provided to homebuyers as a direct subsidy (the amount of

HouseHartford downpayment that enables the homebuyer to purchase the property) from the City of Hartford. The HOME-assisted unit/property funded through the HouseHartford Program will be subject to the following Affordability and Recapture provisions:

- 1) If a property is sold prior to the end of the first year of ownership the entire amount of the HouseHartford loan must be repaid. If the property is sold after the first year of ownership, the amount to be repaid will be reduced one pro-rata basis by the number of full years the homeowner has occupied the unit measured against the required years of affordability. For example: Where the affordability period is five years, the amount to be repaid will be reduced at the rate of 20% per full year resulting in the complete forgiveness of the loan at the end of year five.
- 2) Assuming that there are net proceeds, which is defined as the sale price minus superior mortgage loan repayment(s) (other than HouseHartford assistance) and seller's closing costs, available at the time of sale, the City will recapture the prorated portion of the HouseHartford loan as described in the preceding paragraph. If the net proceeds are not sufficient to repay the full amount due under the recapture provisions the homeowner must use the net proceeds to repay the City. The pro-rata amount recaptured by the City must not exceed what is available from net proceeds.
- 3) HouseHartford assistance funds will be recaptured in full if the property is not maintained as the primary residence of the homeowner for the duration of the affordability period. For example, if the homeowner rents the property at Year Five, the full HouseHartford assistance will be due to the City for noncompliance during the affordability period.
- 4) In the event of a foreclosure, short sale and/or bankruptcy, the homeowner must repay to the City whatever net proceeds are available from sale of the home.
- 5) In the event the City becomes aware of non-compliance issues, the City will make any and all attempts to recover the money from the homeowner by collecting full payment or entering into loan modification agreements requiring the homeowner to repay the money owed in monthly payments for a specific term.
- 6) If the homeowner continues to maintain the property as their primary residence and elects to pay off the HouseHartford loan prior to the end of the affordability period, the repayment of the loan will not terminate the affordability period.

Resale/Recapture Affordability Guidelines - HOME Funded Homeownership

HOME FUNDED HOMEOWNERSHIP

Resale Deed Restrictions: Homebuyers shall be required to sign a mortgage with the City of Hartford in the amount of HOME funds invested in the HOME-assisted unit. These mortgages will require no

payments and will be forgiven at the end of the affordability period. Each such mortgage will be tied to a grant agreement that describes the City's Resale Provision requirements, as defined herein, and the deed restrictions will be recorded in the Hartford Land Records. During the period of affordability, any subsequent low-income homebuyer must assume the mortgage with the deed restrictions for the remainder of the original period of affordability.

Continued Affordability & Resale Prices: The purpose of the HOME Resale Provision deed restriction is to ensure long-term affordability to a reasonable range of low-income homeowner families (the City's target range of homebuyers), which is generally defined as a family at or below 80% of Hartford area median income paying no more than 30% of gross monthly income for mortgage principal, interest, property taxes, insurance (PITI) and (when applicable) association fees (or 33% if the buyer's purchase mortgage is part of a Connecticut Housing Finance Agency CHFA or FHA first mortgage program). To ensure that a HOME-assisted property remains affordable to this reasonable range of low-income homebuyers, any subsequent resale price shall not exceed 95% of the Area Median Purchase Price as published by HUD from time to time for one-to-four unit homes in Hartford. The City shall approve the income-eligibility of any subsequent low-income homebuyer family before a purchase and sale agreement is consummated.

Should a subsequent homebuyer, whose family falls within the City's target range of low-income homebuyers, be unable to purchase the home – solely due to the affordability of the mortgage amount needed to acquire the home – the City shall offer downpayment assistance in accordance with its HouseHartford Downpayment Assistance Program. The amount of assistance offered will be the maximum assistance allowed under the Program parameters that are in existence at the time of sale – only up to an amount needed to allow the new buyer to pay no more than 30% (or 33%) of gross monthly income towards the fixed costs of owning a home (PITI). The affordability period may be extended if the HouseHartford affordability period extends beyond the end of the initial HOME affordability period. Otherwise, the original HOME affordability period prevails. The original HOME investment in the property plus any additional investment through the HouseHartford Program shall not exceed the maximum per unit subsidy as published by HUD.

Resale/Recapture Affordability Guidelines - HOME Funded HouseHartford Direct Downpayment Assistance

Affordability: HouseHartford assistance is provided to homebuyers as a direct subsidy (the amount of HouseHartford downpayment that enables the homebuyer to purchase the property) from the City of Hartford. The HOME-Assisted unit/property funded through the HouseHartford Program will be subject to the following Affordability and Recapture provisions:

To ensure affordability at the time of initial purchase, homebuyers (the 'borrower(s)') shall obtain an affordable purchase mortgage(s) with monthly payments of principal, interest, taxes and insurance (PITI) and association fees (when applicable) at a maximum of 30% of their anticipated gross monthly income. However, if the purchase is part of a CHFA or FHA first mortgage program, then

these agency's higher housing ratios - up to 33% - will supersede the 30% maximum. In addition, the homebuyers' first lien mortgage must conform to the City's Purchase Mortgage Lending Policy & Procedure. The City shall employ its HOME funded Down Payment Assistance Program's underwriting standards when assessing a borrower's purchase mortgage affordability. During the period of affordability, any subsequent low-income homebuyer must comply with these affordable purchase mortgage conditions.

There is no expectation of affordability after recapture actions have been taken/ completed. There are no resale provisions that require like buyers. The recapture of funds from the original buyer due to non-compliance with affordability guidelines is the appropriate and final action.

Recapture: If a property is sold prior to the end of the first year of ownership the entire amount of the HouseHartford loan must be repaid. If the property is sold after the first year of ownership, the amount to be repaid will be reduced pro-rata based on the number of full years the homeowner has occupied the unit measured against the required affordability period. For example: Where the affordability period is five years, the amount to be repaid will be reduced at the rate of 20% per full year resulting in the complete forgiveness of the loan at the end of year five.

Assuming that there are net proceeds, which is defined as the sale price minus superior mortgage loan repayment(s) (other than HouseHartford assistance) and seller's closing costs, available at the time of sale the City will recapture the prorated portion of the HouseHartford loan as described in the preceding paragraph. If the net proceeds are not sufficient to repay the full amount due under the recapture provisions the homeowner must use the net proceeds to repay the City. The pro-rata amount recaptured by the City must not exceed what is available from net proceeds.

HouseHartford assistance funds will be recaptured in full if the property is not maintained as the primary residence of the homeowner for the duration of the affordability period. For example, if the homeowner rents the property at Year Four the full HouseHartford assistance will be due to the City for noncompliance with the affordability period.

Resale Provision options that allow similar/like buyers are not available as it relates to the City's HouseHartford Downpayment assistance program.

ESG Written Standards 1A

In the Greater Hartford Coordinated Access Network (GH CAN), all households who are seeking emergency shelter assistance are directed to call 211. 211 is the front door to all homeless services in the State of CT. When a household calls 211 and identifies a need for shelter, 211 will first make every attempt to determine whether the household's housing crisis may be resolved without accessing the emergency shelter system, such as through receipt of utility assistance. If 211 is able to direct the household to community-based services, the household will not enter the Coordinated Access Network (CAN). If 211 is unable to resolve the housing crisis in the course of the call and the

household is at imminent risk of homelessness, the household will be scheduled for a Diversion Appointment. Diversion Appointments are currently booked as same day or next business day appointments, so there is no significant delay between first contact with 211 and immediate access to a trained GH CAN Diversion Specialist.

The purpose of this Diversion Appointment is to determine whether it is possible to preserve the household's current housing and avoid entry into emergency shelter. Diversion Specialists meet with all households who come in for an appointment through 211 to explore alternatives to shelter, including assistance with rental arrears, mediation with landlords, family, or friends, and assistance with relocation to stay with natural supports who live outside of the jurisdiction's geographic region. Diversion funding is very flexible to maximize the chance that a household's current housing setting can be preserved, or to try and quickly assist households to relocate somewhere more safe that is linked to their natural support systems and is sustainable. Diversion Specialists make all efforts to keep households out of shelter, but if no other housing options have been identified, the Diversion Specialists will add households to the prioritized shelter waitlist.

The Emergency Shelter shall provide decent, safe and sanitary temporary emergency shelter and case management services to homeless individuals, at least 18 years old or emancipated minors, and families ("Clients"). The Emergency Shelter is a facility that meets the basic needs for food and shelter on an emergency and short-term basis. Services provided by the shelters are designed to increase clients' stability, skill levels and self-determination with an ultimate goal of helping people to achieve long-term housing. All services provided through the Emergency Shelter shall be in accordance with Connecticut General Statute (CGS) § 17b-800, and also shall comply with the provisions set forth herein. Clients are not denied services due to inability to pay a fee, nor may they be denied access to shelter for any reason unless they pose a safety threat to themselves, other residents, or staff. In addition, the Shelter shall adopt and implement a system by which residents can obtain a review of grievances, including grievances concerning suspension or expulsion from the shelter, and shall post the shelter's grievance procedure in a location accessible to all residents.

ESG Written Standards 1B

The Shelter shall provide the following services to meet the needs of Clients, based on a needs assessment conducted by, and in accordance with, the housing plan developed by the Case Manager:

- 1) Case management: The Emergency Shelter shall provide case management services to all their clients. The case management services shall include, as necessary, but not be limited to: assistance with obtaining housing, assistance with obtaining identification necessary for housing and/or employment, counseling, crisis intervention, assessment, goal planning, monitoring and encouraging client progress and referrals to additional community support services, including treatment or other services. Also, the Emergency Shelter may provide use of guest telephones, job readiness training, education/employment assistance, income management, and daily living skills

training. Frequency of case management will be dependent on the needs assessment and housing plan developed for each client. If a household is not able to resolve its homelessness within 14 days of entry into shelter, case managers will also complete the Vulnerability Index - Service Prioritization Decision Assistance Tool (VI-SPDAT), which is the standardized assessment tool used throughout CT, and will add the household to the By-Name List in CT HMIS.

2) Length of Stay: Shelters must work with Clients to obtain positive discharge outcomes. Homeless Emergency Assistance and Rapid Transition to Housing (HEARTH) ACT states Emergency Shelters work towards a goal of 30 days or less for length of stay.

3) Provision of basic toiletries: Emergency Shelters shall provide clients with clothing, shower, laundry facilities and basic toiletries including but not limited to shampoo, soap, deodorant, toothbrush and toothpaste.

4) Transportation assistance: Emergency Shelters shall provide clients with transportation to appointments, if available, by using the Subrecipient's van, staff's personal car (mileage to be reimbursed) and/or bus passes.

5) House meetings: Emergency Shelters shall conduct house meetings on an "as needed" basis, determined by the Shelter's staff and/or clients in cooperation with staff, for the dissemination of information about services offered by the Shelter, discussion of shelter house rules, and/or other issues affecting the operation of the Shelter. The Emergency Shelter must document these house meetings and summarize any follow up needed.

ESG Written Standards 1C

Homeless Prevention and Rapid Rehousing Funds

The City will work with the selected service provider (referred to below as the Subrecipient) to finalize written standards for providing compliant ESG assistance. The following is taken from the draft RFP:

1) Client's household income must be at or below 30% Area Median Income. Client must also meet the following requirements:

- The program can work with any CAN household.
- There is a priority for serving family households – a household consisting of one or more adults 18 years or older accompanied by one or more custodial children, or a woman in the third trimester of pregnancy.
- Client must have an income history.
- Only those clients that meet each of these requirements will move on to evaluation of their risks, barriers, and employability.

2) Client must be referred to the program in one of the following ways:

- The Greater Hartford CAN conducts an intake and makes a direct referral to the program; or
- The Greater Hartford CAN conducts an intake and places the client on the Individual or Family Shelters' Waiting List; or
- The client is eligible for the program but was inadvertently admitted to the Family Shelter and is enrolled in the program within the first seven (7) days of residing in the shelter.

3) Funding decisions will be made through the Diversion Center's case conferencing process. As these funds are a community resource, the case conferencing process is encouraged to use them as efficiently as possible.

4) Once a client is qualified by the Subrecipient and confirmed by the Subrecipient's Director of Housing, clients will receive rental assistance on a first come, first served basis.

5) Program applicants will be assisted in developing balanced household budgets which will reflect their monthly cash income, non-cash benefits, and household expenses. Clients will be placed in housing where their housing rental cost burden will be no more than 55% of their projected gross income for a cold flat rent, or 65% for rent and utilities. On entrance, if the client has no resources, the program will pay for a first month's rent and security deposit. Clients with resources will be evaluated on an individual basis and will contribute towards first month's rent and security deposit based on their resources. Clients who do not work cooperatively with the program concerning program policies and guidelines may be discharged from the program at any time.

Coordinated Access System Description 2A

Coordinated Access is a standardized, system-wide process by which individuals experiencing a housing crisis can access the services they need to overcome that crisis and obtain stable housing. The Balance of State Continuum of Care (CoC) with other regional partners is part of the Greater Hartford Coordinated Access Network (GH CAN), which comprises Hartford and the surrounding 29 towns. GH CAN policies apply to Permanent Supportive Housing, Emergency Shelter, and Rapid Rehousing funded with CoC Program and Emergency Solutions Grant (ESG) federal funds as well as State of Connecticut program funds.

In the GH CAN, all households who are seeking emergency shelter assistance are directed to call 211. 211 is the front door to all homeless services in the State of Connecticut. When a household calls 211 and identifies a need for shelter, 211 will first make every attempt to determine whether the household's housing crisis may be resolved without accessing the GH CAN, such as with a referral for utility assistance. If 211 is able to direct the household to community-based services, they will not enter the CAN. If 211 is unable to resolve the housing crisis in the course of the call and the household is at imminent risk of homelessness (within 48 hours) the household will be scheduled for a CAN Diversion Appointment.

The purpose of this Diversion Appointment is to determine whether it is possible to preserve the household's current housing and avoid entry into emergency shelter. Diversion Specialists meet with all households who come in for an appointment to explore alternatives to shelter, including assisting with rental arrears, mediation with landlords, family, or friends, and assistance with relocation to stay with natural supports who live outside of the GH CAN. Diversion Specialists make all efforts to keep households out of shelter, but if no other safe and appropriate housing options have been identified, the Diversion Specialists will add households to the centralized, online shelter priority list. In the GH CAN, shelter beds are limited, and so all ESG-funded shelters fill any available beds with households from this list. Households that report they are sleeping in a place not meant for human habitation, and who wish to continue to do so instead of seeking shelter, are referred to one of the Homeless Outreach Team members that cover the GH CAN's geographic region. Outreach workers who encounter an individual sleeping outside will assist them with setting up a CAN Diversion Appointment and may refer them directly to shelter.

All households who are in shelter for 14 days or more complete a Vulnerability Index - Service Prioritization Decision Assistance Tool (VI-SPDAT), (or respective Family or Youth version of the tool) which is the standard assessment tool in the GH CAN. This VI-SPDAT assessment helps triage households and helps case managers identify what housing interventions may be appropriate. Completion of a VI-SPDAT in CT HMIS automatically adds households to the By-Name List of households. This By-Name List is used in all GH CAN Housing Matching meetings.

Coordinated Access System Description 2B

All new individuals entering the CAN are screened by designated CAN staff for their homeless histories and disability status to ascertain if they meet the definition for chronic homelessness. Before households are removed from the CAN's By Name List, due diligence is performed by attempting outreach to the client, contacting shelters, soup kitchens and area hospitals. This process ensures that the By Name List of households seeking permanent housing is as up to date and accurate as possible.

The GH CAN had previously adopted the suggested Order of Priority set forth by the HUD on July 25, 2016 to determine who will be prioritized for Permanent Supportive Housing Units that become available in the GH CAN geographic region. As the State of Connecticut and the City of Hartford are very close to reaching "functional zero" for the chronically homeless, stakeholders are working towards developing a Progressive Engagement model that will follow HUD guidance for prioritization of all other literally homeless households.

Rapid Re-housing programs are similarly being prioritized for those most in need following screening for eligibility criteria.

In addition to this ranking, the two Housing Matching Committees' Coordinated Exit meetings (referred to as Individual Solutions and Family Solutions committees, for individuals, and for

families, respectively) may take into account any of the following criteria to help guide the placement of households on the prioritized referral list: High Utilizer of Community Resources, such as the ER, ambulance, police departments, detox programs; Type of Homelessness, as a higher priority may be given to persons who have more time living outside or have a higher risk and vulnerability; and agency staff can advocate for a higher priority for someone who has historically presented as more vulnerable than VI-SPDAT score suggests.

The GH CAN participates in the statewide process that has been designed to integrate Domestic Violence Shelters into the Coordinated Access Networks. This process maintains the anonymity of the households fleeing domestic violence, while at the same time allowing them to be considered for the housing opportunities available to the CAN. Domestic Violence Shelters attend the relevant housing matching meetings so that they can speak to the needs of their clients.

Households that are matched to housing opportunities but refuse assistance are tracked separately and are offered the chance to engage in the housing process at least once every two weeks by designated CAN staff.

ESG Performance Measures

Measures of performance have been established as follows:

- **Measure 1 - Housing**

Individuals: No more than 15% of Clients discharged to homelessness.

Families: No more than 15% of Clients discharged to homelessness.

- **Measure 2 – Housing**

Individuals: At least 40% of Clients access permanent housing upon discharge.

Families: At least 40% of Clients access permanent housing upon discharge.

- **Measure 3 – Support Services**

Individuals: 100% of Clients have been provided with information on health, education, housing, budgeting, and/or other services, in order to enable them to make informed decisions on meeting their needs.

Families: 100% of Clients have been provided with information on health, education, housing, budgeting, and/or other services, in order to enable them to make informed decisions on meeting their needs.

- Measure 4 – Coordinated Access

100% of clients have come in to the program through coordinated access.

A 5% statistical variance from the outcome measures listed above is considered acceptable.

Homeless Prevention and Rapid Rehousing Funds - The City will monitor outcome results achieved pursuant to these terms and conditions.

- Average equals sum of the number of days from program entry to move in date for all households divided by total number of households.
- Percent equals total number of households exited to permanent housing during a time period divided by total number of households that exited program during same period.
- Income levels of households receiving financial assistance by very low-, low-, and moderate-income categories quarterly and program-to-date.
- Average financial assistance (including all types of eligible costs, except security deposits) provided per household quarterly and program-to-date.
- Average financial assistance (including security deposits) provided per household quarterly and program-to-date.
- Demographic breakdown of persons or households who received financial assistance (including but not limited to race, ethnicity, and disability status categories) quarterly and program-to-date.
- Percent equals total number of households who did not become homeless within a time period divided by total number of households exited to permanent housing during the same time period.
- Number/Percent of persons employed.
- Number/Percent change in household income.
- Number/Percent of households leaving with employment income.
- Number taking steps to sustain housing once temporary program assistance has ended; and
- Compliance with City-approved parameters for data completeness.

NOTE: Permanent housing may include private, unsubsidized housing; subsidized housing; permanent supportive housing; or housing shared with friends or family in a sustainable living situation (one that should not be categorized as “temporary”). Permanent housing does not include shelter, a transitional housing program, jail or prison, or residential treatment.

HOPWA Program:

Public advertising of applications for Hartford's HUD funded programs, including the HOPWA program, continues community wide throughout the entire open application period annually; and every agency and individual in the region that has expressed an interest in being informed, receives regular email notifications from the Office of Central Grants Administration.

The HOPWA application requires that applicant organizations provide evidence of (1) a minimum of three years of experience providing HOPWA-funded supportive housing and/or support services, (2) the type of supportive services that participants will receive, (3) the organization's methods to evaluate the assistance for and the quality of the housing environment provided to participants, (4) the organization's procedures for ensuring that confidentiality of all persons assisted by the HOPWA program is maintained and (5) how the program coordinates services and resources with other service providers to improve service delivery and reduce barriers to effectively keep clients in stable housing.

The application also addresses various issues of organizational capacity. Applications are rigorously reviewed and scored by an expert panel with experience in HIV+ services at the Federal, State and local levels.

In October 2017, new guidance from HUD allowed communities to include alternate HOPWA housing priority guidance in their Consolidated Plans and allows Hartford to take advantage of the CAN system, for the purpose of benefiting the most vulnerable Persons Living with HIV (PLWH) by promoting needs-based allocation of scarce HOPWA housing resources. In 2018, the City of Hartford, its HOPWA service providers, and its partners in the CAN undertook the project to have one CAN waiting list that includes all PLWH needing housing and to determine how housing will be allocated to them according to their levels of vulnerability. To meet the needs of PLWH, the Hartford-area HOPWA providers created a single first-come first-serve waiting list in HMIS that went live in 2018 and began the process of centralizing and coordinating HOPWA services. Organizations utilize the centralized waitlist to match applicants to openings in a more efficient manner.

Housing placement priorities for individuals on the new waiting list will include:

- Literally and/or Chronically Homeless Individuals ie: Individuals in homeless shelters, living in a place not fit for human habitation or otherwise meeting HUD's definition of homeless
Individuals with a detectable Viral Load (>200 copies/ml) as verified by lab report within one month of program enrollment

- Medically Fragile individuals living with HIV: The individual must be receiving ongoing treatment for one or more comorbidities verified in writing by a medical provider including but not limited to: non-communicable diseases, co-occurring chronic medical conditions (not stable)
- Active diagnosis of chronic mental, neurological and/or substance use disorder.
- Individuals who identify as being part of one or more HIV priority populations as defined: Transgender Individuals: to be considered, client must identify as Transgender and must be verified to be under a doctor's care and receiving hormone therapy. Men of Color who have sex with Men (MSM of Color) Men who have sex with Men (MSM) Women of Color Men of Color

Attached is a CAN Prioritization Process Chart to visually demonstrate these priorities.

Attachments

Grantee SF-424's and Certification(s)



SF 424 FORMS

Application for Federal Assistance SF-424			
* 1. Type of Submission: <input type="checkbox"/> Preapplication <input checked="" type="checkbox"/> Application <input type="checkbox"/> Changed/Corrected Application		* 2. Type of Application: <input checked="" type="checkbox"/> New <input type="checkbox"/> Continuation <input type="checkbox"/> Revision	
		* If Revisor, select appropriate letter(s): <input type="text"/> * Other (Specify): <input type="text"/>	
* 3. Date Received:		* 4. Applicant Identifier:	
<input type="text"/>		<input type="text"/>	
* 5a. Federal Entry Identifier:		* 5b. Federal Award Identifier:	
<input type="text"/>		<input type="text"/>	
State Use Only:			
* 6. Date Received by State:		* 7. State Application Identifier:	
<input type="text"/>		<input type="text"/>	
8. APPLICANT INFORMATION:			
* a. Legal Name: <input type="text" value="City of Hartford"/>			
* b. Employer/Taxpayer Identification Number (EIN/TIN): <input type="text" value="00-0001270"/>		* c. Organizational DUNS: <input type="text" value="0045347030003"/>	
* d. Address:			
* Street1:	<input type="text" value="550 Main Street"/>		
* Street2:	<input type="text"/>		
* City:	<input type="text" value="Hartford"/>		
* County/Parish:	<input type="text"/>		
* State:	<input type="text" value="CT: Connecticut"/>		
* Province:	<input type="text"/>		
* Country:	<input type="text" value="USA: UNITED STATES"/>		
* Zip / Postal Code:	<input type="text" value="06103-2913"/>		
* e. Organizational Unit:			
Department Name: <input type="text" value="Office of Central Grants Admin"/>		Division Name: <input type="text"/>	
* f. Name and contact information of person to be contacted on matters involving this application:			
* Title:	<input type="text" value="Ms."/>	* First Name:	<input type="text" value="Joan"/>
* Middle Name:	<input type="text"/>		
* Last Name:	<input type="text" value="Bazero"/>		
* Suffix:	<input type="text"/>		
* Title:	<input type="text" value="Director, Office of Central Grants Admin."/>		
* Organizational Affiliation: <input type="text"/>			
* Telephone Number:	<input type="text" value="(860)797-3082"/>	* Fax Number:	<input type="text"/>
* Email:	<input type="text" value="joan.bazero@hartford.gov"/>		

Application for Federal Assistance SF-424	
* 9. Type of Applicant 1: Select Applicant Type: <input type="text" value="C: City or Township Government"/>	
Type of Applicant 2: Select Applicant Type: <input type="text"/>	
Type of Applicant 3: Select Applicant Type: <input type="text"/>	
* Other (specify): <input type="text"/>	
* 10. Name of Federal Agency: <input type="text" value="U.S. Department of Housing and Urban Development (HUD)"/>	
11. Catalog of Federal Domestic Assistance Number: <input type="text" value="14.2.8"/>	
CFDA Title: <input type="text" value="Community Development Block Grant (CDBG)"/>	
* 12. Funding Opportunity Number: <input type="text" value="Not Applicable."/>	
* Title: <input type="text" value="Not Applicable."/>	
13. Competition Identification Number: <input type="text" value="Not Applicable."/>	
Title: <input type="text" value="Not Applicable."/>	
14. Areas Affected by Project (Cities, Counties, States, etc.): <input type="text"/> <div style="display: flex; justify-content: space-around; margin-top: 5px;"> Add Attachment Delete Attachment View Attachment </div>	
* 15. Descriptive Title of Applicant's Project: <input type="text" value="The FY 2020-2024 Five Year Consolidated Plan and FY 2020 Annual Action Plan for the Community Development Block Grant (CDBG) Program."/>	
Attach supporting documents as specified in agency instructions. <div style="display: flex; justify-content: space-around; margin-top: 5px;"> Add Attachments Delete Attachments View Attachments </div>	

Application for Federal Assistance 5F-424

16. Congressional Districts Of:

* a. Applicant: * b. Program/Project:

Attach an additional list of Program/Project Congressional Districts if needed.

17. Proposed Project:

* a. Start Date: * b. End Date:

18. Estimated Funding (\$):

* a. Federal	<input type="text" value="3,714,381.00"/>
* b. Applicant	<input type="text" value="0.00"/>
* c. State	<input type="text" value="0.00"/>
* d. Local	<input type="text" value="0.00"/>
* e. Other	<input type="text" value="127,183.49"/>
* f. Program Income	<input type="text" value="350,153.00"/>
* g. TOTAL	<input type="text" value="4,201,827.49"/>

*** 19. Is Application Subject to Review By State Under Executive Order 12372 Process?**

a. This application was made available to the State under the Executive Order 12372 Process for review on

b. Program is subject to E.O. 12372 but has not been selected by the State for review.

c. Program is not covered by E.O. 12372.

*** 20. Is the Applicant Delinquent On Any Federal Debt? (If "Yes," provide explanation in attachment.)**

Yes No

If "Yes", provide explanation and attach

21. "By signing this application, I certify (1) to the statements contained in the list of certifications" and (2) that the statements therein are true, complete and accurate to the best of my knowledge. I also provide the required assurances" and agree to comply with any resulting terms if I accept an award. I am aware that any false, fictitious, or fraudulent statements or claims may subject me to criminal, civil, or administrative penalties. (U.S. Code, Title 28, Section 1001)

**** I AGREE**

** The list of certifications and assurances, or an alternate site where you may obtain this list, is contained in the announcement or agency specific instructions.

Authorized Representative:

Prefix: * First Name:

Middle Name:


* Last Name:

Suffix:

* Title:

* Telephone Number: Fax Number:

* Email:

* Signature of Authorized Representative:  * Date Signed:

ASSURANCES - CONSTRUCTION PROGRAMS

OMB Number: 4040-0009
Expiration Date: 02/28/2022

Public reporting burden for this collection of information is estimated to average 15 minutes per response, including time for reviewing instructions, searching existing data sources, gathering and maintaining the data needed, and completing and reviewing the collection of information. Send comments regarding the burden estimate or any other aspect of this collection of information, including suggestions for reducing this burden, to the Office of Management and Budget, Paperwork Reduction Project (0348-0042), Washington, DC 20503

PLEASE DO NOT RETURN YOUR COMPLETED FORM TO THE OFFICE OF MANAGEMENT AND BUDGET. SEND IT TO THE ADDRESS PROVIDED BY THE SPONSORING AGENCY.

NOTE: Certain of these assurances may not be applicable to your project or program. If you have questions, please contact the Awarding Agency. Further, certain Federal assistance awarding agencies may require applicants to certify to additional assurances, if such is the case, you will be notified.

As the duly authorized representative of the applicant, I certify that the applicant:


1. Has the legal authority to apply for Federal assistance, and the institutional, managerial and financial capability (including funds sufficient to pay the non-Federal share of project costs) to ensure proper planning, management and completion of project described in this application.
2. Will give the awarding agency, the Comptroller General of the United States and, if appropriate, the State, the right to examine all records, books, papers, or documents related to the assistance; and will establish a proper accounting system in accordance with generally accepted accounting standards or agency directives.
3. Will not dispose of, modify the use of, or change the terms of the real property title or other interest in the site and facilities without permission and instructions from the awarding agency. Will record the Federal awarding agency directives and will include a covenant in the title of real property acquired in whole or in part with Federal assistance funds to assure non-discrimination during the useful life of the project.
4. Will comply with the requirements of the assistance awarding agency with regard to the drafting, review and approval of construction plans and specifications.
5. Will provide and maintain competent and adequate engineering supervision at the construction site to ensure that the complete work conforms with the approved plans and specifications and will furnish progressive reports and such other information as may be required by the assistance awarding agency or State.
6. Will initiate and complete the work within the applicable time frame after receipt of approval of the awarding agency.
7. Will establish safeguards to prohibit employees from using their positions for a purpose that constitutes or presents the appearance of personal or organizational conflict of interest, or personal gain.
8. Will comply with the Intergovernmental Personnel Act of 1970 (42 U.S.C. §§4728-4763) relating to prescribed standards of merit systems for programs funded under one of the 19 statutes or regulations identified in Appendix A of OPM's Standards for a Merit System of Personnel Administration (5 C.F.R. 800, Subpart F).
9. Will comply with the Lead-Based Paint Poisoning Prevention Act (42 U.S.C. §§4801 et seq.) which prohibits the use of lead-based paint in construction or rehabilitation of residence structures.
10. Will comply with all Federal statutes relating to non-discrimination. These include but are not limited to: (a) Title VI of the Civil Rights Act of 1964 (P.L. 88-352) which prohibits discrimination on the basis of race, color or national origin; (b) Title IX of the Education Amendments of 1972, as amended (20 U.S.C. §§1681-1683, and 1685-1686), which prohibits discrimination on the basis of sex; (c) Section 504 of the Rehabilitation Act of 1973, as amended (29 U.S.C. §794), which prohibits discrimination on the basis of handicaps; (d) the Age Discrimination Act of 1975, as amended (42 U.S.C. §§6101-6107), which prohibits discrimination on the basis of age; (e) the Drug Abuse Office and Treatment Act of 1972 (P.L. 92-255), as amended relating to nondiscrimination on the basis of drug abuse; (f) the Comprehensive Alcohol Abuse and Alcoholism Prevention, Treatment and Rehabilitation Act of 1970 (P.L. 91-616), as amended, relating to nondiscrimination on the basis of alcohol abuse or alcoholism; (g) §§523 and 527 of the Public Health Service Act of 1912 (42 U.S.C. §§290 dd-3 and 290 ee 3), as amended, relating to confidentiality of alcohol and drug abuse patient records; (h) Title VIII of the Civil Rights Act of 1968 (42 U.S.C. §§3601 et seq.), as amended, relating to nondiscrimination in the sale, rental or financing of housing; (i) any other nondiscrimination provisions in the specific statute(s) under which application for Federal assistance is being made; and (j) the requirements of any other nondiscrimination statute(s) which may apply to the application.

Previous Edition Usable

Authorized for Local Reproduction

Standard Form 424D (Rev. 7-97)
Prescribed by OMB Circular A-102

11. Will comply, or has already complied, with the requirements of Titles II and III of the Uniform Relocation Assistance and Real Property Acquisition Policies Act of 1970 (P.L. 91-646) which provide for fair and equitable treatment of persons displaced or whose property is acquired as a result of Federal and federally-assisted programs. These requirements apply to all interests in real property acquired for project purposes regardless of Federal participation in purchases.
12. Will comply with the provisions of the Hatch Act (5 U.S.C. §§1501-1508 and 7324-7328) which limit the political activities of employees whose principal employment activities are funded in whole or in part with Federal funds.
13. Will comply, as applicable, with the provisions of the Davis-Bacon Act (40 U.S.C. §§276a to 276a-7), the Copeland Act (40 U.S.C. §276c and 48 U.S.C. §874), and the Contract Work Hours and Safety Standards Act (40 U.S.C. §§327-333) regarding labor standards for federally-assisted construction subagreements.
14. Will comply with flood insurance purchase requirements of Section 102(a) of the Flood Disaster Protection Act of 1973 (P.L. 93-234) which requires recipients in a special flood hazard area to participate in the program and to purchase flood insurance if the total cost of insurable construction and acquisition is \$10,000 or more.
15. Will comply with environmental standards which may be prescribed pursuant to the following: (a) institution of environmental quality control measures under the National Environmental Policy Act of 1969 (P.L. 91-190) and Executive Order (EO) 11514; (b) notification of violating facilities pursuant to EO 11738; (c) protection of wetlands pursuant to EO 11990; (d) evaluation of flood hazards in floodplains in accordance with EO 11988; (e) assurance of project consistency with the approved State management program developed under the Coastal Zone Management Act of 1972 (16 U.S.C. §§1451 et seq.); (f) conformity of Federal actions to State (Clean Air) Implementation Plans under Section 170(c) of the Clean Air Act of 1955, as amended (42 U.S.C. §§7401 et seq.); (g) protection of underground sources of drinking water under the Safe Drinking Water Act of 1974, as amended (P.L. 93-523); and, (h) protection of endangered species under the Endangered Species Act of 1973, as amended (P.L. 93-205).
16. Will comply with the Wild and Scenic Rivers Act of 1968 (16 U.S.C. §§1271 et seq.) related to protecting components or potential components of the national wild and scenic rivers system.
17. Will assist the awarding agency in assuring compliance with Section 106 of the National Historic Preservation Act of 1966, as amended (16 U.S.C. §470), EO 11593 (identification and protection of historic properties), and the Archaeological and Historic Preservation Act of 1974 (16 U.S.C. §§460a-1 et seq.).
18. Will cause to be performed the required financial and compliance audits in accordance with the Single Audit Act Amendments of 1996 and OMB Circular No. A-133, "Audits of States, Local Governments, and Non-Profit Organizations."
19. Will comply with all applicable requirements of all other Federal laws, executive orders, regulations, and policies governing this program.
20. Will comply with the requirements of Section 106(g) of the Trafficking Victims Protection Act (TVPA) of 2000, as amended (22 U.S.C. 7104) which: prohibits grant award recipients or a sub-recipient from (1) Engaging in severe forms of trafficking in persons during the period of time that the award is in effect (2) Procuring a commercial sex act during the period of time that the award is in effect or (3) Using forced labor in the performance of the award or subawards under the award.

SIGNATURE OF AUTHORIZED CERTIFYING OFFICIAL	TITLE
	Mayor
APPLICANT ORGANIZATION	DATE SUBMITTED
City of Hartford, CT	07/24/2020

SF-4240 (Rev. 7-97) Back

Application for Federal Assistance SF-424		
* 1. Type of Submission: <input type="checkbox"/> Preapplication <input checked="" type="checkbox"/> Application <input type="checkbox"/> Change/Corrected Application	* 2. Type of Application: <input checked="" type="checkbox"/> New <input type="checkbox"/> Continuation <input type="checkbox"/> Revision	* If Revision, unless appropriate indicate: _____ * Other (Specify): _____
* 3. Date Received: _____	4. Applicant Identifier: _____	
5a. Federal Entity Identifier: _____	5b. Federal Award Identifier: _____	
State Use Only:		
6. Date Received by State: _____	7. State Application Identifier: _____	
8. APPLICANT INFORMATION:		
* a. Legal Name: City of Hartford		
* b. Employer/ taxpayer identification number (EIN/TIN): 06-6001870	* c. Organizational DUNS: 000000000000000000	
d. Address:		
* Street1: 553 Main Street	Street2: _____	
* City: Hartford	County/Parish: _____	
* State: _____	State: CT: Connecticut	
* Province: _____	Country: _____	
* Country: _____	Country: USA: UNITED STATES	
* Zip/Postal Code: 06103-2913	Zip/Postal Code: _____	
e. Organizational Unit:		
Department Name: Office of Central Grants Admin	Division Name: _____	
f. Name and contact information of person to be contacted on matters involving this application:		
* Prefix: Ms.	* First Name: Joan	Last Name: _____
* Last Name: Barrera	Suffix: _____	
* Title: Director, Office of Central Grants Admin		
Organizational Affiliation: _____		
* Telephone Number: 860-750-9292	* Fax Number: _____	
* Email: joan.barrera@hartford.gov		

Application for Federal Assistance SF-424	
* 8. Type of Applicant 1: Select Applicant Type: <input type="text" value="City or Township Government"/>	
Type of Applicant 2: Select Applicant Type: <input type="text"/>	
Type of Applicant 3: Select Applicant Type: <input type="text"/>	
* Other (specify): <input type="text"/>	
* 10. Name of Federal Agency: <input type="text" value="U.S. Department of Housing and Urban Development (HUD)"/>	
11. Catalog of Federal Domestic Assistance Number: <input type="text" value="14.239"/>	
CFDA Title: <input type="text" value="HOME Investment Partnerships Program (HOME) FY 2020"/>	
* 12. Funding Opportunity Number: <input type="text" value="Not Applicable"/>	
* Title: <input type="text" value="Not Applicable"/>	
13. Competition Identification Number: <input type="text" value="Not Applicable"/>	
Title: <input type="text" value="Not Applicable"/>	
14. Areas Affected by Project (Cities, Counties, States, etc.): <input type="text"/> <div style="display: flex; justify-content: space-around; margin-top: 5px;"> Add Attachment Delete Attachment View Attachment </div>	
* 15. Descriptive Title of Applicant's Project: <input type="text" value="The FY 2010-2024 Five Year Consolidated Plan and FY 2020 Annual Action Plan for the HOME Investment Partnerships (HOME) Program."/>	
Attach supporting documents as specified in agency instructions. <div style="display: flex; justify-content: space-around;"> Add Attachments Delete Attachment View Attachments </div>	

Application for Federal Assistance SF-424

16. Congressional Districts Of:

* a. Applicant: * b. Program/Project:

Attach an additional list of Program/Project Congressional Districts if needed.

17. Proposed Project:

* a. Start Date: * b. End Date:

18. Estimated Funding (\$):

* a. Federal	<input type="text" value="1,429,437.00"/>
* b. Applicant	<input type="text" value="0.00"/>
* c. State	<input type="text" value="0.00"/>
* d. Local	<input type="text" value="0.00"/>
* e. Other	<input type="text" value="0.00"/>
* f. Program Income	<input type="text" value="193,000.00"/>
* g. TOTAL	<input type="text" value="1,622,437.00"/>

* 19. Is Application Subject to Review By State Under Executive Order 12372 Process?

a. This application was made available to the State under the Executive Order 12372 Process for review on .

b. Program is subject to E.O. 12372 but has not been selected by the State for review.

c. Program is not covered by E.O. 12372.

* 20. Is the Applicant Delinquent On Any Federal Debt? (If "Yes," provide explanation in attachment.)

Yes No

If "Yes", provide explanation and attach

21. "By signing this application, I certify (1) to the statements contained in the list of certifications" and (2) that the statements herein are true, complete and accurate to the best of my knowledge. I also provide the required assurances" and agree to comply with any resulting terms if I accept an award. I am aware that any false, fictitious, or fraudulent statements or claims may subject me to criminal, civil, or administrative penalties. (U.S. Code, Title 28, Section 1001)

** I AGREE

** The list of certifications and assurances, or an internet site where you may obtain this list, is contained in the announcement or agency specific instructions.

Authorized Representative:

Prefix: * First Name:

Middle Name:


* Last Name:

Suffix:

* Title:

* Telephone Number: Fax Number:

* Email:

* Signature of Authorized Representative:  * Date Signed:

ASSURANCES - CONSTRUCTION PROGRAMS

OMB Number: 4940-0009
 Expiration Date: 02/28/2022

Public reporting burden for this collection of information is estimated to average 15 minutes per response, including time for reviewing instructions, searching existing data sources, gathering and maintaining the data needed, and completing and reviewing the collection of information. Send comments regarding the burden estimate or any other aspect of this collection of information, including suggestions for reducing this burden, to the Office of Management and Budget, Paperwork Reduction Project (0348-0042) Washington, DC 20503.

PLEASE DO NOT RETURN YOUR COMPLETED FORM TO THE OFFICE OF MANAGEMENT AND BUDGET. SEND IT TO THE ADDRESS PROVIDED BY THE SPONSORING AGENCY.

NOTE: Certain of these assurances may not be applicable to your project or program. If you have questions, please contact the Awarding Agency. Further, certain Federal assistance awarding agencies may require applicants to certify to additional assurances. If such is the case, you will be notified.

As the duly authorized representative of the applicant, I certify that the applicant:


1. Has the legal authority to apply for Federal assistance and the institutional, managerial and financial capability (including funds sufficient to pay the non-Federal share of project costs) to ensure proper planning, management and completion of project described in this application.
2. Will give the awarding agency, the Comptroller General of the United States and, if appropriate, the State, the right to examine all records, books, papers, or documents related to the assistance; and will establish a proper accounting system in accordance with generally accepted accounting standards or agency directives.
3. Will not dispose of, modify the use of, or change the terms of the real property title or other interest in the site and facilities without permission and instructions from the awarding agency. Will record the Federal awarding agency directives and will include a covenant in the title of real property acquired in whole or in part with Federal assistance funds to assure non-discrimination during the useful life of the project.
4. Will comply with the requirements of the assistance awarding agency with regard to the drafting, review and approval of construction plans and specifications.
5. Will provide and maintain competent and adequate engineering supervision at the construction site to ensure that the complete work conforms with the approved plans and specifications and will furnish progressive reports and such other information as may be required by the assistance awarding agency or State.
6. Will initiate and complete the work within the applicable time frame after receipt of approval of the awarding agency.
7. Will establish safeguards to prohibit employees from using their positions for a purpose that constitutes or presents the appearance of personal or organizational conflict of interest, or personal gain.
8. Will comply with the Intergovernmental Personnel Act of 1970 (42 U.S.C. §§4728-4763) relating to prescribed standards of merit systems for programs funded under one of the 19 statutes or regulations specified in Appendix A of OPM's Standards for a Merit System of Personnel Administration (5 C.F.R. 800, Subpart F).
9. Will comply with the Lead-Based Paint Poisoning Prevention Act (42 U.S.C. §§4901 et seq.) which prohibits the use of lead-based paint in construction or rehabilitation of residence structures.
10. Will comply with all Federal statutes relating to non-discrimination. These include but are not limited to: (a) Title VI of the Civil Rights Act of 1964 (P.L. 88-352) which prohibits discrimination on the basis of race, color or national origin; (b) Title IX of the Education Amendments of 1972, as amended (20 U.S.C. §§1481-1683, and 1685-1686), which prohibits discrimination on the basis of sex; (c) Section 504 of the Rehabilitation Act of 1973, as amended (29 U.S.C. §794), which prohibits discrimination on the basis of handicaps; (d) the Age Discrimination Act of 1975, as amended (42 U.S.C. §§6101-6107), which prohibits discrimination on the basis of age; (e) the Drug Abuse Office and Treatment Act of 1972 (P.L. 92-255), as amended relating to nondiscrimination on the basis of drug abuse; (f) the Comprehensive Alcohol Abuse and Alcoholism Prevention, Treatment and Rehabilitation Act of 1970 (P.L. 91-616), as amended, relating to nondiscrimination on the basis of alcohol abuse or alcoholism; (g) §§523 and 527 of the Public Health Service Act of 1912 (42 U.S.C. §§290 dd-3 and 290 ee-3), as amended, relating to confidentiality of alcohol and drug abuse patient records; (h) Title VIII of the Civil Rights Act of 1968 (42 U.S.C. §§3601 et seq.), as amended, relating to nondiscrimination in the sale, rental or financing of housing; (i) any other nondiscrimination provisions in the specific statute(s) under which application for Federal assistance is being made; and (j) the requirements of any other nondiscrimination statute(s) which may apply to the application.

Previous Edition Usable

Authorized for Local Reproduction

Standard Form 424J (Rev. 7-97)
 Prescribed by OMB Circular A-102

11. Will comply, or has already complied, with the requirements of Titles II and III of the Uniform Relocation Assistance and Real Property Acquisition Policies Act of 1970 (P.L. 91-646) which provide for fair and equitable treatment of persons displaced or whose property is acquired as a result of Federal and federally-assisted programs. These requirements apply to all interests in real property acquired for project purposes regardless of Federal participation in purchases.
12. Will comply with the provisions of the Hatch Act (5 U.S.C. §§1501-1508 and 7324-7328) which limit the political activities of employees whose principal employment activities are funded in whole or in part with Federal funds.
13. Will comply, as applicable, with the provisions of the Davis-Bacon Act (40 U.S.C. §§276a to 276a-7), the Copeland Act (40 U.S.C. §276c and 18 U.S.C. §874), and the Contract Work Hours and Safety Standards Act (40 U.S.C. §§327-333) regarding labor standards for federally-assisted construction subagreements.
14. Will comply with flood insurance purchase requirements of Section 102(a) of the Flood Disaster Protection Act of 1973 (P.L. 93-234) which requires recipients in a special flood hazard area to participate in the program and to purchase flood insurance if the total cost of insurable construction and acquisition is \$10,000 or more.
15. Will comply with environmental standards which may be prescribed pursuant to the following: (a) institution of environmental quality control measures under the National Environmental Policy Act of 1969 (P.L. 91-190) and Executive Order (EO) 11514; (b) notification of violating facilities pursuant to EO 11738; (c) protection of wetlands pursuant to EO 11990; (d) evaluation of flood hazards in floodplains in accordance with EO 11988; (e) assurance of project consistency with the approved State management program developed under the Coastal Zone Management Act of 1972 (16 U.S.C. §§1451 et seq.); (f) conformity of Federal actions to State (Clean Air) Implementation Plans under Section 175(c) of the Clean Air Act of 1965, as amended (42 U.S.C. §§7401 et seq.); (g) protection of underground sources of drinking water under the Safe Drinking Water Act of 1974, as amended (P.L. 93-523); and, (h) protection of endangered species under the Endangered Species Act of 1973, as amended (P.L. 93-205).
16. Will comply with the Wild and Scenic Rivers Act of 1968 (16 U.S.C. §§1271 et seq.) related to protecting components or potential components of the national wild and scenic rivers system.
17. Will assist the awarding agency in assuring compliance with Section 106 of the National Historic Preservation Act of 1966, as amended (16 U.S.C. §470), EO 11593 (identification and protection of historic properties), and the Archaeological and Historic Preservation Act of 1974 (16 U.S.C. §§469a-1 et seq.).
18. Will cause to be performed the required financial and compliance audits in accordance with the Single Audit Act Amendments of 1996 and OMB Circular No. A-133, "Audits of States, Local Governments, and Non-Profit Organizations."
19. Will comply with all applicable requirements of all other Federal laws, executive orders, regulations, and policies governing this program.
20. Will comply with the requirements of Section 105(g) of the Trafficking Victims Protection Act (TVPA) of 2000, as amended (22 U.S.C. 7104) which prohibits grant award recipients or a sub-recipient from (1) Engaging in severe forms of trafficking in persons during the period of time that the award is in effect (2) Procuring a commercial sex act during the period of time that the award is in effect or (3) Using forced labor in the performance of the award or subawards under the award.

SIGNATURE OF AUTHORIZED CERTIFYING OFFICIAL 	TITLE Mayor
APPLICANT ORGANIZATION City of Hartford, CT	DATE SUBMITTED 07/24/2020

SF-424D (Rev. 7-97) Back

Application for Federal Assistance SF-424		
* 1 Type of Submission:	* 2 Type of Application	* If Revision, select appropriate line(s):
<input type="checkbox"/> Preapplication	<input checked="" type="checkbox"/> New	_____
<input checked="" type="checkbox"/> Application	<input type="checkbox"/> Continuation	* Other (Specify):
<input type="checkbox"/> Changed/Corrected Application	<input type="checkbox"/> Revision	_____
* 3 Date Received:	4. Applicant Identifier:	
_____	_____	
5a. Federal Entity Identifier:	5b. Federal Award Identifier:	
_____	_____	
State Use Only:		
6. Date Received by State:	7. State Application Identifier:	
_____	_____	
8. APPLICANT INFORMATION:		
* a. Legal Name: <u>City of Hartford</u>		
* b. Employer/Taxpayer Identification Number (EIN/TIN):	* c. Organizational DUNS:	
<u>06-503187C</u>	<u>004534700000</u>	
d. Address:		
* Street1:	<u>550 Main Street</u>	
Street2:	_____	
* City:	<u>Hartford</u>	
County/Parish:	_____	
* State:	<u>CT: Connecticut</u>	
Province:	_____	
* Country:	<u>USA: UNITED STATES</u>	
* Zip/Postal Code:	<u>06103-2913</u>	
e. Organizational Unit:		
Department Name:	Division Name:	
<u>Office of Central State Admin</u>	_____	
f. Name and contact information of person to be contacted on matters involving this application:		
Prefix:	* First Name:	* Last Name:
<u>Ms.</u>	<u>Joan</u>	<u>Babcock</u>
Middle Name:	_____	
* Last Name:	<u>Babcock</u>	
Suffix:	_____	
Title: <u>Director, Office of Central State Admin</u>		
Organizational Affiliation: _____		
* Telephone Number:	* Fax Number:	_____
<u>860-731-9282</u>	_____	_____
* Email: <u>joan.babcock@hartford.gov</u>		

Application for Federal Assistance SF-424	
* 8. Type of Applicant 1: Select Applicant Type: <input type="text" value="City or Township Government"/> Type of Applicant 2: Select Applicant Type: <input type="text"/> Type of Applicant 3: Select Applicant Type: <input type="text"/> * Other (specify): <input type="text"/>	
* 10. Name of Federal Agency: <input type="text" value="U.S. Department of Housing and Urban Development (HUD)"/>	
11. Catalog of Federal Domestic Assistance Number: <input type="text" value="14.331"/> CFDA Title: <input type="text" value="Emergency Solutions Grant (ESG) Program FY 2020"/>	
* 12. Funding Opportunity Number: <input type="text" value="Not Applicable"/> * Title: <input type="text" value="Not Applicable"/>	
13. Competition Identification Number: <input type="text" value="Not Applicable"/> Title: <input type="text" value="Not Applicable"/>	
14. Areas Affected by Project (Cities, Counties, States, etc.): <input type="text"/> <input type="button" value="Add Attachment"/> <input type="button" value="Select Attachment"/> <input type="button" value="View Attachment"/>	
* 15. Descriptive Title of Applicant's Project: <input type="text" value="The FY 2020-2024 Five Year Consolidated Plan and FY 2020 Annual Action Plan for the Emergency Solutions Grant (ESG) Program."/>	
Attach supporting documents as specified in agency instructions. <input type="button" value="Add Attachments"/> <input type="button" value="Delete Attachments"/> <input type="button" value="View Attachments"/>	

Application for Federal Assistance SF-424

16. Congressional Districts Of:

* a. Applicant: * b. Program/Project:

Attach an additional list of Program/Project Congressional Districts if needed.

17. Proposed Project:

* a. Start Date: * b. End Date:

18. Estimated Funding (\$):

* a. Federal	<input type="text" value="309,047.00"/>
* b. Applicant	<input type="text" value="0.00"/>
* c. State	<input type="text" value="0.00"/>
* d. Local	<input type="text" value="0.00"/>
* e. Other	<input type="text" value="0.00"/>
* f. Program Income	<input type="text" value="0.00"/>
* g. TOTAL	<input type="text" value="309,047.00"/>

* 19. Is Application Subject to Review By State Under Executive Order 12372 Process?

a. This application was made available to the State under the Executive Order 12372 Process for review on

b. Program is subject to E.O. 12372 but has not been selected by the State for review.

c. Program is not covered by E.O. 12372.

* 20. Is the Applicant Delinquent On Any Federal Debt? (If "Yes," provide explanation in attachment.)

Yes No

If "Yes", provide explanation and attach

21. *By signing this application, I certify (1) to the statements contained in the list of certifications** and (2) that the statements herein are true, complete and accurate to the best of my knowledge. I also provide the required assurances** and agree to comply with any resulting terms if I accept an award. I am aware that any false, fictitious, or fraudulent statements or claims may subject me to criminal, civil, or administrative penalties. (U.S. Code, Title 28, Section 1001)

** I AGREE

** The list of certifications and assurances, or an internal site where you may enter this list, is contained in the announcement or agency specific instructions.

Authorized Representative:

Prefix: * First Name:

Middle Name:


Last Name:

Suffix:

* Title:

* Telephone Number: Fax Number:

* Email:

* Signature of Authorized Representative:  * Date Signed:

ASSURANCES - CONSTRUCTION PROGRAMS

OMB Number: 4240-0009
Expiration Date: 02/28/2022

Public reporting burden for this collection of information is estimated to average 15 minutes per response, including time for reviewing instructions, searching existing data sources, gathering and maintaining the data needed, and completing and reviewing the collection of information. Send comments regarding the burden estimate or any other aspect of this collection of information, including suggestions for reducing this burden, to the Office of Management and Budget, Paperwork Reduction Project (0346-0042), Washington, DC 20503

PLEASE DO NOT RETURN YOUR COMPLETED FORM TO THE OFFICE OF MANAGEMENT AND BUDGET. SEND IT TO THE ADDRESS PROVIDED BY THE SPONSORING AGENCY.

NOTE: Certain of these assurances may not be applicable to your project or program. If you have questions, please contact the Awarding Agency. Further, certain Federal assistance awarding agencies may require applicants to certify to additional assurances. If such is the case, you will be notified.

As the duly authorized representative of the applicant, I certify that the applicant:


1. Has the legal authority to apply for Federal assistance, and the institutional, managerial and financial capability (including funds sufficient to pay the non-Federal share of project costs) to ensure proper planning, management and completion of project described in this application.
2. Will give the awarding agency, the Comptroller General of the United States and, if appropriate, the State, the right to examine all records, books, papers, or documents related to the assistance; and will establish a proper accounting system in accordance with generally accepted accounting standards or agency directives.
3. Will not dispose of, modify the use of, or change the terms of the real property title or other interest in the site and facilities without permission and instructions from the awarding agency. Will record the Federal awarding agency directives and will include a covenant in the title of real property acquired in whole or in part with Federal assistance funds to assure non-discrimination during the useful life of the project.
4. Will comply with the requirements of the assistance awarding agency with regard to the drafting, review and approval of construction plans and specifications.
5. Will provide and maintain competent and adequate engineering supervision at the construction site to ensure that the complete work conforms with the approved plans and specifications and will furnish progressive reports and such other information as may be required by the assistance awarding agency or State.
6. Will initiate and complete the work within the applicable time frame after receipt of approval of the awarding agency.
7. Will establish safeguards to prohibit employees from using their positions for a purpose that constitutes or presents the appearance of personal or organizational conflict of interest, or personal gain.
8. Will comply with the Intergovernmental Personnel Act of 1970 (42 U.S.C. §§4724-4763) relating to prescribed standards of merit systems for programs funded under one of the 19 statutes or regulations specified in Appendix A of OPM's Standards for a Merit System of Personnel Administration (5 C.F.R. 900, Subpart F)
9. Will comply with the Lead-Based Paint Poisoning Prevention Act (42 U.S.C. §§4801 et seq.) which prohibits the use of lead-based paint in construction or rehabilitation of residence structures.
10. Will comply with all Federal statutes relating to non-discrimination. These include but are not limited to: (a) Title VI of the Civil Rights Act of 1964 (P.L. 88-352) which prohibits discrimination on the basis of race, color or national origin; (b) Title IX of the Education Amendments of 1972, as amended (20 U.S.C. §§1811-1865, and 1685-1688), which prohibits discrimination on the basis of sex; (c) Section 504 of the Rehabilitation Act of 1973, as amended (29 U.S.C. §794), which prohibits discrimination on the basis of handicaps; (d) the Age Discrimination Act of 1975, as amended (42 U.S.C. §§6101-6107), which prohibits discrimination on the basis of age; (e) the Drug Abuse Office and Treatment Act of 1972 (P.L. 92-255), as amended, relating to nondiscrimination on the basis of drug abuse; (f) the Comprehensive Alcohol Abuse and Alcoholism Prevention, Treatment and Rehabilitation Act of 1970 (P.L. 91-616), as amended, relating to nondiscrimination on the basis of alcohol abuse or alcoholism; (g) §§523 and 527 of the Public Health Service Act of 1912 (42 U.S.C. §§290 dd-3 and 290 cc 3), as amended, relating to confidentiality of alcohol and drug abuse patient records; (h) Title VIII of the Civil Rights Act of 1968 (42 U.S.C. §§3601 et seq.), as amended, relating to nondiscrimination in the sale, rental or financing of housing; (i) any other nondiscrimination provisions in the specific statute(s) under which application for Federal assistance is being made; and (j) the requirements of any other nondiscrimination statute(s) which may apply to the application.

Previous Edition Usable

Authorized for Legal Reproduction

Standard Form 4240 (Rev. 7-92)
Prescribed by OMB Circular A-102

11. Will comply, or has already complied, with the requirements of Titles II and III of the Uniform Relocation Assistance and Real Property Acquisition Policies Act of 1970 (P.L. 91-646) which provide for fair and equitable treatment of persons displaced or whose property is acquired as a result of Federal and federally-assisted programs. These requirements apply to all interests in real property acquired for project purposes regardless of Federal participation in purchases.
12. Will comply with the provisions of the Hatch Act (5 U.S.C. §§1501-1508 and 7324-7328) which limit the political activities of employees whose principal employment activities are funded in whole or in part with Federal funds.
13. Will comply, as applicable, with the provisions of the Davis-Bacon Act (40 U.S.C. §§276a to 276a-7), the Copeland Act (40 U.S.C. §276c and 18 U.S.C. §874), and the Contract Work Hours and Safety Standards Act (40 U.S.C. §§327-333) regarding labor standards for federally-assisted construction subagreements.
14. Will comply with flood insurance purchase requirements of Section 102(a) of the Flood Disaster Protection Act of 1973 (P.L. 93-234) which requires recipients in a special flood hazard area to participate in the program and to purchase flood insurance if the total cost of insurable construction and acquisition is \$10,000 or more.
15. Will comply with environmental standards which may be prescribed pursuant to the following: (a) imposition of environmental quality control measures under the National Environmental Policy Act of 1969 (P.L. 91-190) and Executive Order (EO) 11514; (b) notification of violating facilities pursuant to EO 11738; (c) protection of wetlands pursuant to EO 11990; (d) evaluation of flood hazards in floodplains in accordance with EO 11988; (e) assurance of project consistency with the approved State management program developed under the Coastal Zone Management Act of 1972 (16 U.S.C. §§1451 et seq.); (f) conformity of Federal actions to State (Clean Air) Implementation Plans under Section 170(c) of the Clean Air Act of 1955, as amended (42 U.S.C. §§7401 et seq.); (g) protection of underground sources of drinking water under the Safe Drinking Water Act of 1974, as amended (P.L. 93-523); and, (h) protection of endangered species under the Endangered Species Act of 1973, as amended (P.L. 93-205).
16. Will comply with the Wild and Scenic Rivers Act of 1968 (16 U.S.C. §§1271 et seq.) related to protecting components or potential components of the national wild and scenic rivers system.
17. Will assist the awarding agency in assuring compliance with Section 106 of the National Historic Preservation Act of 1906, as amended (16 U.S.C. §470), EO 11593 (identification and protection of historic properties), and the Archaeological and Historic Preservation Act of 1974 (16 U.S.C. §§469a-1 et seq.).
18. Will cause to be performed the required financial and compliance audits in accordance with the Single Audit Act Amendments of 1996 and OMB Circular No. A-133, "Audits of States, Local Governments, and Non-Profit Organizations."
19. Will comply with all applicable requirements of all other Federal laws, executive orders, regulations, and policies governing this program.
20. Will comply with the requirements of Section 106(g) of the Trafficking Victims Protection Act (TVPA) of 2000, as amended (22 U.S.C. 7104) which prohibits grant award recipients or a sub-recipient from (1) Engaging in severe forms of trafficking in persons during the period of time that this award is in effect (2) Procuring a commercial sex act during the period of time that the award is in effect or (3) Using forced labor in the performance of the award or subawards under the award.

SIGNATURE OF AUTHORIZED CERTIFYING OFFICIAL 	TITLE Mayor
APPLICANT ORGANIZATION City of Hartford, CT	DATE SUBMITTED 07/24/2020

SF-424U (Rev. 7-97) Back

Application for Federal Assistance SF-424		
* 1. Type of Submission: <input type="checkbox"/> Preapplication <input checked="" type="checkbox"/> Application <input type="checkbox"/> Changed/Corrected Application	* 2. Type of Application: <input checked="" type="checkbox"/> New <input type="checkbox"/> Continuation <input type="checkbox"/> Revision	* If Revision, select appropriate letter(s): _____ * Other (Specify): _____
* 3. Date Received: _____	4. Applicant Identifier: _____	
5a. Federal Entity Identifier: _____	5b. Federal Award Identifier: _____	
State Use Only:		
6. Date Received by State: _____	7. State Application Identifier: _____	
8. APPLICANT INFORMATION:		
* a. Legal Name: City of Hartford		
* b. Employer/Taxpayer Identification Number (EIN/TIN): 06-600-870	* c. Organizational DUNS: 0065141016600	
d. Address:		
* Street1: 550 Main Street	Street2: _____	
* City: Hartford	County/Parish: _____	
* State: CT: Connecticut	Province: _____	
* Country: USA: UNITED STATES	Postal Code: 06103-2913	
e. Organizational Unit:		
Department Name: Office of Central Grants Admin.	Division Name: _____	
f. Name and contact information of person to be contacted on matters involving this application:		
Prefix: Ms.	* First Name: Joan	Middle Name: _____
* Last Name: Barone	Suffix: _____	
Title: Director, Office of Central Grants Admin.		
Organizational Affiliation: _____		
* Telephone Number: 860-757-9292	* Fax Number: _____	
* Email: joan.barone@hartford.gov		

Application for Federal Assistance SF-424	
* 9. Type of Applicant 1: Select Applicant Type: <input type="text" value="City or Township Government"/>	
Type of Applicant 2: Select Applicant Type: <input type="text"/>	
Type of Applicant 3: Select Applicant Type: <input type="text"/>	
* Other (specify): <input type="text"/>	
* 10. Name of Federal Agency: <input type="text" value="U.S. Department of Housing and Urban Development (HUD)"/>	
11. Catalog of Federal Domestic Assistance Number: <input type="text" value="14.241"/>	
CFDA Title: <input type="text" value="Housing Opportunities for Persons with AIDS (HOPWA) Program FY 2020"/>	
* 12. Funding Opportunity Number: <input type="text" value="Not Applicable."/>	
* Title: <input type="text" value="Not Applicable."/>	
13. Competition Identification Number: <input type="text" value="Not Applicable."/>	
Title: <input type="text" value="Not Applicable."/>	
14. Areas Affected by Project (Cities, Counties, States, etc.): <input type="text"/> <div style="display: flex; justify-content: space-around; margin-top: 5px;"> Add Attachment Delete Attachments View Attachment </div>	
* 15. Descriptive Title of Applicant's Project: <input type="text" value="The FY 2020-2024 Five Year Consolidated Plan and FY 2020 Annual Action Plan for the Housing Opportunities for Persons with AIDS (HOPWA) Program."/>	
Attach supporting documents as specified in agency instructions. <div style="display: flex; justify-content: space-around; margin-top: 5px;"> Add Attachments Delete Attachments View Attachments </div>	

Application for Federal Assistance SF-424

16. Congressional Districts Of:

* a. Applicant: * b. Program/Project:

Attach an additional list of Program/Project Congressional Districts if needed.

17. Proposed Project:

* a. Start Date: * b. End Date:

18. Estimated Funding (\$):

* a. Federal	<input type="text" value="1,179,159.00"/>
* b. Applicant	<input type="text" value="0.00"/>
* c. State	<input type="text" value="0.00"/>
* d. Local	<input type="text" value="0.00"/>
* e. Other	<input type="text" value="91,723.55"/>
* f. Program Income	<input type="text" value="0.00"/>
* g. TOTAL	<input type="text" value="1,270,882.55"/>

*** 19. Is Application Subject to Review By State Under Executive Order 12372 Process?**

a. This application was made available in the State under the Executive Order 12372 Process for review on

b. Program is subject to E.O. 12372 but has not been selected by the State for review.

c. Program is not covered by E.O. 12372.

*** 20. Is the Applicant Delinquent On Any Federal Debt? (If "Yes," provide explanation in attachment.)**

Yes No

If "Yes", provide explanation and attach:

21. *By signing this application, I certify (1) to the statements contained in the list of certifications and (2) that the statements herein are true, complete and accurate to the best of my knowledge. I also provide the required assurances** and agree to comply with any resulting terms if I accept an award. I am aware that any false, fictitious, or fraudulent statements or claims may subject me to criminal, civil, or administrative penalties. (U.S. Code, Title 28, Section 1001)**

** I AGREE

** The list of certifications and assurances, or an internal site where you may obtain this list, is contained in the announcement or agency specific instructions.

Authorized Representative:

Name: * First Name:

Middle Name:


* Last Name:

Suffix:

* Title:

* Telephone Number: * Fax Number:

* Email:

* Signature of Authorized Representative:  * Date Signed:

ASSURANCES - CONSTRUCTION PROGRAMS

OMB Number: 4040-0009
Expiration Date: 02/28/2022

Public reporting burden for this collection of information is estimated to average 15 minutes per response, including time for reviewing instructions, searching existing data sources, gathering and maintaining the data needed, and completing and reviewing the collection of information. Send comments regarding the burden estimate or any other aspect of this collection of information, including suggestions for reducing this burden, to the Office of Management and Budget, Paperwork Reduction Project (0348-0042), Washington, DC 20503.

PLEASE DO NOT RETURN YOUR COMPLETED FORM TO THE OFFICE OF MANAGEMENT AND BUDGET. SEND IT TO THE ADDRESS PROVIDED BY THE SPONSORING AGENCY.

NOTE: Certain of these assurances may not be applicable to your project or program. If you have questions, please contact the Awarding Agency. Further, certain Federal assistance awarding agencies may require applicants to certify to additional assurances. If such is the case, you will be notified.

As the duly authorized representative of the applicant, I certify that the applicant:


1. Has the legal authority to apply for Federal assistance, and the institutional, managerial and financial capability (including funds sufficient to pay the non-Federal share of project costs) to ensure proper planning, management and completion of project described in this application.
2. Will give the awarding agency, the Comptroller General of the United States and, if appropriate, the State, the right to examine all records, books, papers, or documents related to the assistance; and will establish a proper accounting system in accordance with generally accepted accounting standards or agency directives.
3. Will not dispose of, modify the use of, or change the terms of the real property title or other interest in the site and facilities without permission and instructions from the awarding agency. Will record the Federal awarding agency directives and will include a covenant in the title of real property acquired in whole or in part with Federal assistance funds to assure non-discrimination during the useful life of the project.
4. Will comply with the requirements of the assistance awarding agency with regard to the drafting, review and approval of construction plans and specifications.
5. Will provide and maintain competent and adequate engineering supervision at the construction site to ensure that the complete work conforms with the approved plans and specifications and will furnish progressive reports and such other information as may be required by the assistance awarding agency or State.
6. Will initiate and complete the work within the applicable time frame after receipt of approval of the awarding agency.
7. Will establish safeguards to prohibit employees from using their positions for a purpose that constitutes or presents the appearance of personal or organizational conflict of interest, or personal gain.
8. Will comply with the Intergovernmental Personnel Act of 1970 (42 U.S.C. §§4728-4762) relating to prescribed standards of merit systems for programs funded under one of the 19 statutes or regulations specified in Appendix A of OPM's Standards for a Merit System of Personnel Administration (5 C.F.R. 900, Subpart F).
9. Will comply with the Lead-Based Paint Poisoning Prevention Act (42 U.S.C. §§4801 et seq.) which prohibits the use of lead-based paint in construction or rehabilitation of residence structures.
10. Will comply with all Federal statutes relating to non-discrimination. These include but are not limited to: (a) Title VI of the Civil Rights Act of 1964 (P.L. 88-352) which prohibits discrimination on the basis of race, color or national origin; (b) Title IX of the Education Amendments of 1972, as amended (20 U.S.C. §§1681-1683, and 1685-1686), which prohibits discrimination on the basis of sex; (c) Section 504 of the Rehabilitation Act of 1973, as amended (29 U.S.C. §794), which prohibits discrimination on the basis of handicaps; (d) the Age Discrimination Act of 1975, as amended (42 U.S.C. §§6101-6107), which prohibits discrimination on the basis of age; (e) the Drug Abuse Control and Treatment Act of 1972 (P.L. 92-255), as amended relating to nondiscrimination on the basis of drug abuse; (f) the Comprehensive Alcohol Abuse and Alcoholism Prevention, Treatment and Rehabilitation Act of 1970 (P.L. 91-616), as amended, relating to nondiscrimination on the basis of alcohol abuse or alcoholism; (g) §§523 and 527 of the Public Health Service Act of 1912 (42 U.S.C. §§290 dd-3 and 290 aa 3), as amended, relating to confidentiality of alcohol and drug abuse patient records; (h) Title VIII of the Civil Rights Act of 1968 (42 U.S.C. §§3601 et seq.), as amended, relating to nondiscrimination in the sale, rental or financing of housing; (i) any other nondiscrimination provisions in the specific statute(s) under which application for Federal assistance is being made; and (j) the requirements of any other nondiscrimination statute(s) which may apply to the application.

Previous Edition Usable

Authorized for Local Reproduction

Standard Form 424D (Rev. 7-87)
Prescribed by OMB Circular A-102

11. Will comply, or has already complied, with the requirements of Titles II and III of the Uniform Relocation Assistance and Real Property Acquisition Policies Act of 1970 (P.L. 91-646) which provide for fair and equitable treatment of persons displaced or whose property is acquired as a result of Federal and federally-assisted programs. These requirements apply to all interests in real property acquired for project purposes regardless of Federal participation in purchases.
12. Will comply with the provisions of the Hatch Act (5 U.S.C. §§1501-1506 and 7324-7328) which limit the political activities of employees whose principal employment activities are funded in whole or in part with Federal funds.
13. Will comply, as applicable, with the provisions of the Davis-Bacon Act (40 U.S.C. §§276a to 276a-7), the Copeland Act (40 U.S.C. §276c and 18 U.S.C. §874), and the Contract Work Hours and Safety Standards Act (40 U.S.C. §§327-333) regarding labor standards for federally-assisted construction subagreements.
14. Will comply with flood insurance purchase requirements of Section 102(e) of the Flood Disaster Protection Act of 1973 (P.L. 93-234) which requires recipients in a special flood hazard area to participate in the program and to purchase flood insurance if the total cost of insurable construction and acquisition is \$10,000 or more.
15. Will comply with environmental standards which may be prescribed pursuant to the following: (a) institution of environmental quality control measures under the National Environmental Policy Act of 1969 (P.L. 91-190) and Executive Order (EO) 11514; (b) notification of violating facilities pursuant to EO 11738; (c) protection of wetlands pursuant to EO 11990; (d) evaluation of flood hazards in floodplains in accordance with EO 11988; (e) assurance of project consistency with the approved State management program developed under the Coastal Zone Management Act of 1972 (16 U.S.C. §§1451 et seq.); (f) conformity of Federal actions to State (Clean Air) implementation Plans under Section 170(c) of the Clean Air Act of 1955, as amended (42 U.S.C. §§7401 et seq.); (g) protection of underground sources of drinking water under the Safe Drinking Water Act of 1974, as amended (P.L. 93-523); and, (h) protection of endangered species under the Endangered Species Act of 1973, as amended (P.L. 93-203).
16. Will comply with the Wild and Scenic Rivers Act of 1968 (16 U.S.C. §§1271 et seq.) related to protecting components or potential components of the national wild and scenic rivers system.
17. Will assist the awarding agency in assuring compliance with Section 108 of the National Historic Preservation Act of 1966, as amended (16 U.S.C. §470), EO 11593 (identification and protection of historic properties), and the Archaeological and Historic Preservation Act of 1974 (16 U.S.C. §469a-1 et seq.).
18. Will cause to be performed the required financial and compliance audits in accordance with the Single Audit Act Amendments of 1996 and OMB Circular No. A-133, "Audits of States, Local Governments, and Non-Profit Organizations."
19. Will comply with all applicable requirements of all other Federal laws, executive orders, regulations, and policies governing this program.
20. Will comply with the requirements of Section 106(g) of the Trafficking Victims Protection Act (TVPA) of 2000, as amended (22 U.S.C. 7104) which prohibits grant award recipients or a sub-recipient from (1) Engaging in severe forms of trafficking in persons during the period of time that the award is in effect; (2) Procuring a commercial sex act during the period of time that the award is in effect; or (3) Using forced labor in the performance of the award or subawards under the award.

SIGNATURE OF AUTHORIZED CERTIFYING OFFICIAL 	TITLE Mayor
APPLICANT ORGANIZATION City of Hartford, CT	DATE SUBMITTED 07/27/2020

SF-424D (Rev. 7-97) Back



CERTIFICATIONS

CERTIFICATIONS

In accordance with the applicable statutes and the regulations governing the consolidated plan regulations, the jurisdiction certifies that:

Affirmatively Further Fair Housing --The jurisdiction will affirmatively further fair housing.

Uniform Relocation Act and Anti-displacement and Relocation Plan – It will comply with the acquisition and relocation requirements of the Uniform Relocation Assistance and Real Property Acquisition Policies Act of 1970, as amended, (42 U.S.C. 4601-4655) and implementing regulations at 49 CFR Part 24. It has in effect and is following a residential anti-displacement and relocation assistance plan required under 24 CFR Part 42 in connection with any activity assisted with funding under the Community Development Block Grant or HOME programs.

Anti-Lobbying –To the best of the jurisdiction's knowledge and belief:

1. No Federal appropriated funds have been paid or will be paid, by or on behalf of it, to any person for influencing or attempting to influence an officer or employee of any agency, a Member of Congress, an officer or employee of Congress, or an employee of a Member of Congress in connection with the awarding of any Federal contract, the making of any Federal grant, the making of any Federal loan, the entering into of any cooperative agreement, and the extension, continuation, renewal, amendment, or modification of any Federal contract, grant, loan, or cooperative agreement;
2. If any funds other than Federal appropriated funds have been paid or will be paid to any person for influencing or attempting to influence an officer or employee of any agency, a Member of Congress, an officer or employee of Congress, or an employee of a Member of Congress in connection with this Federal contract, grant, loan, or cooperative agreement, it will complete and submit Standard Form-L.L. "Disclosure Form to Report Lobbying," in accordance with its instructions; and
3. It will require that the language of paragraph 1 and 2 of this anti-lobbying certification be included in the award documents for all subawards at all tiers (including subcontracts, subgrants, and contracts under grants, loans, and cooperative agreements) and that all subrecipients shall certify and disclose accordingly.

Authority of Jurisdiction --The consolidated plan is authorized under State and local law (as applicable) and the jurisdiction possesses the legal authority to carry out the programs for which it is seeking funding, in accordance with applicable HUD regulations.

Consistency with plan --The housing activities to be undertaken with Community Development Block Grant, HOME, Emergency Solutions Grant, and Housing Opportunities for Persons With AIDS funds are consistent with the strategic plan in the jurisdiction's consolidated plan.

Section 3 – It will comply with section 3 of the Housing and Urban Development Act of 1968 (12 U.S.C. 1701u) and implementing regulations at 24 CFR Part 135



Signature of Authorized Official

July 24, 2020

Date

Mayor

Title

Specific Community Development Block Grant Certifications

The Entitlement Community certifies that:

Citizen Participation -- It is in full compliance and following a detailed citizen participation plan that satisfies the requirements of 24 CFR 91.105.

Community Development Plan -- Its consolidated plan identifies community development and housing needs and specifies both short-term and long-term community development objectives that have been developed in accordance with the primary objective of the CDBG program (i.e., the development of viable urban communities, by providing decent housing and expanding economic opportunities, primarily for persons of low and moderate income) and requirements of 24 CFR Parts 91 and 570.

Following a Plan -- It is following a current consolidated plan that has been approved by HUD.

Use of Funds -- It has complied with the following criteria:

1. Maximum Feasible Priority. With respect to activities expected to be assisted with CDBG funds, it has developed its Action Plan so as to give maximum feasible priority to activities which benefit low- and moderate-income families or aid in the prevention or elimination of slums or blight. The Action Plan may also include CDBG-assisted activities which the grantee certifies are designed to meet other community development needs having particular urgency because existing conditions pose a serious and immediate threat to the health or welfare of the community, and other financial resources are not available (see Optional CDBG Certification).

2. Overall Benefit. The aggregate use of CDBG funds, including Section 108 guaranteed loans, during program year(s) 2020, 2021, and 2022 [a period specified by the grantee of one, two, or three specific consecutive program years], shall principally benefit persons of low and moderate income in a manner that ensures that at least 70 percent of the amount is expended for activities that benefit such persons during the designated period.

3. Special Assessments. It will not attempt to recover any capital costs of public improvements assisted with CDBG funds, including Section 108 loan guaranteed funds, by assessing any amount against properties owned and occupied by persons of low and moderate income, including any fee charged or assessment made as a condition of obtaining access to such public improvements.

However, if CDBG funds are used to pay the proportion of a fee or assessment that relates to the capital costs of public improvements (assisted in part with CDBG funds) financed from other revenue sources, an assessment or charge may be made against the property with respect to the public improvements financed by a source other than CDBG funds.

In addition, in the case of properties owned and occupied by moderate-income (not low-income) families, an assessment or charge may be made against the property for public improvements financed by a source other than CDBG funds if the jurisdiction certifies that it lacks CDBG funds to cover the assessment.

Excessive Force -- It has adopted and is enforcing:

1. A policy prohibiting the use of excessive force by law enforcement agencies within its jurisdiction against any individuals engaged in non-violent civil rights demonstrations; and
2. A policy of enforcing applicable State and local laws against physically barring entrance to or exit from a facility or location which is the subject of such non-violent civil rights demonstrations within its jurisdiction.

Compliance with Anti-discrimination laws -- The grant will be conducted and administered in conformity with title VI of the Civil Rights Act of 1964 (42 U.S.C. 2000d) and the Fair Housing Act (42 U.S.C. 3601-3619) and implementing regulations.

Lead-Based Paint -- Its activities concerning lead-based paint will comply with the requirements of 24 CFR Part 35, Subparts A, H, J, K and R.

Compliance with Laws -- It will comply with applicable laws.



Signature of Authorized Official

July 24, 2020
Date

Mayor _____

Title

OPTIONAL Community Development Block Grant Certification

Submit the following certification only when one or more of the activities in the action plan are designed to meet other community development needs having particular urgency as specified in 24 CFR 570.208(e):

The grantee hereby certifies that the Annual Plan includes one or more specifically identified CDBG-assisted activities which are designed to meet other community development needs having particular urgency because existing conditions pose a serious and immediate threat to the health or welfare of the community and other financial resources are not available to meet such needs.



Signature of Authorized Official

July 24, 2020
Date

Mayor

Title

Specific HOME Certifications

The HOME participating jurisdiction certifies that:

Tenant Based Rental Assistance -- If it plans to provide tenant-based rental assistance, the tenant-based rental assistance is an essential element of its consolidated plan.

Eligible Activities and Costs -- It is using and will use HOME funds for eligible activities and costs, as described in 24 CFR §§92.205 through 92.209 and that it is not using and will not use HOME funds for prohibited activities, as described in §92.214.

Subsidy layering -- Before committing any funds to a project, it will evaluate the project in accordance with the guidelines that it adopts for this purpose and will not invest any more HOME funds in combination with other Federal assistance than is necessary to provide affordable housing;



Signature of Authorized Official

July 24, 2020

Date

Mayor

Title

Emergency Solutions Grants Certifications

The Emergency Solutions Grants Program recipient certifies that:

Major rehabilitation/conversion/renovation – If an emergency shelter's rehabilitation costs exceed 75 percent of the value of the building before rehabilitation, the recipient will maintain the building as a shelter for homeless individuals and families for a minimum of 10 years after the date the building is first occupied by a homeless individual or family after the completed rehabilitation.

If the cost to convert a building into an emergency shelter exceeds 75 percent of the value of the building after conversion, the recipient will maintain the building as a shelter for homeless individuals and families for a minimum of 10 years after the date the building is first occupied by a homeless individual or family after the completed conversion.

In all other cases where ESG funds are used for renovation, the recipient will maintain the building as a shelter for homeless individuals and families for a minimum of 3 years after the date the building is first occupied by a homeless individual or family after the completed renovation.

Essential Services and Operating Costs – In the case of assistance involving shelter operations or essential services related to street outreach or emergency shelter, the recipient will provide services or shelter to homeless individuals and families for the period during which the ESG assistance is provided, without regard to a particular site or structure, so long the recipient serves the same type of persons (e.g., families with children, unaccompanied youth, disabled individuals, or victims of domestic violence) or persons in the same geographic area.

Renovation – Any renovation carried out with ESG assistance shall be sufficient to ensure that the building involved is safe and sanitary.

Supportive Services – The recipient will assist homeless individuals in obtaining permanent housing, appropriate supportive services (including medical and mental health treatment, victim services, counseling, supervision, and other services essential for achieving independent living), and other Federal, State, local, and private assistance available for these individuals.

Matching Funds – The recipient will obtain matching amounts required under 24 CFR 576.201.

Confidentiality – The recipient has established and is implementing procedures to ensure the confidentiality of records pertaining to any individual provided family violence prevention or treatment services under any project assisted under the ESG program, including protection against the release of the address or location of any family violence shelter project, except with the written authorization of the person responsible for the operation of that shelter.

Homeless Persons Involvement – To the maximum extent practicable, the recipient will involve, through employment, volunteer services, or otherwise, homeless individuals and families in constructing, renovating, maintaining, and operating facilities assisted under the ESG program, in providing services assisted under the ESG program, and in providing services for occupants of facilities assisted under the program.

Consolidated Plan – All activities the recipient undertakes with assistance under ESG are consistent with its consolidated plan.

Discharge Policy – The recipient will establish and implement, to the maximum extent practicable and where appropriate, policies and protocols for the discharge of persons from publicly funded institutions or systems of care (such as health care facilities, mental health facilities, foster care or other youth facilities, or correction programs and institutions) in order to prevent this discharge from immediately resulting in homelessness for these persons.



Signature of Authorized Official

July 24, 2020
Date

Mayor

Title

Housing Opportunities for Persons With AIDS Certifications

The HOPWA grantee certifies that:

Activities -- Activities funded under the program will meet urgent needs that are not being met by available public and private sources.

Building -- Any building or structure assisted under that program shall be operated for the purpose specified in the consolidated plan:

1. For a period of not less than 10 years in the case of assistance involving new construction, substantial rehabilitation, or acquisition of a facility.
2. For a period of not less than 3 years in the case of assistance involving non-substantial rehabilitation or repair of a building or structure.



Signature of Authorized Official

July 24, 2020
Date

Mayor

Title

APPENDIX TO CERTIFICATIONS

INSTRUCTIONS CONCERNING LOBBYING CERTIFICATION:

Lobbying Certification

This certification is a material representation of fact upon which reliance was placed when this transaction was made or entered into. Submission of this certification is a prerequisite for making or entering into this transaction imposed by section 1352, title 31, U. S. Code. Any person who fails to file the required certification shall be subject to a civil penalty of not less than \$10,000 and not more than \$100,000 for each such failure.

Appendix - Alternate/Local Data Sources

1	Data Source Name Greater Hartford HOPWA Annual Performance Report
	List the name of the organization or individual who originated the data set. CT HMIS
	Provide a brief summary of the data set. Report on the expenditure and beneficiaries of HOPWA funds.
	What was the purpose for developing this data set? To provide the 2014 annual performance report.
	How comprehensive is the coverage of this administrative data? Is data collection concentrated in one geographic area or among a certain population? The data set is comprehensive.
	What time period (provide the year, and optionally month, or month and day) is covered by this data set? The data set covers HOPWA activities from January through December 2014.
	What is the status of the data set (complete, in progress, or planned)? The data set is complete.
	2
Data Source Name Point in Time Count	
List the name of the organization or individual who originated the data set. CT Coalition to End Homelessness	
Provide a brief summary of the data set. The data provided by the CT Coalition to End Homelessness. Data collected by the HMIS system and the Hartford Continuum of Care.	
What was the purpose for developing this data set? Every year the Department of Housing and Urban Development (HUD) requires communities to conduct sheltered counts of people living in emergency shelter or transitional housing. Every other year, HUD requires communities to conduct unsheltered counts of people living in a place unfit for human habitation (such as in an abandoned building or in a park).	
How comprehensive is the coverage of this administrative data? Is data collection concentrated in one geographic area or among a certain population? Data collection follows point in time count methodology provided by HUD.	

	<p>What time period (provide the year, and optionally month, or month and day) is covered by this data set?</p> <p>The sheltered count data is for 2014. The unsheltered data count is for 2013.</p>
	<p>What is the status of the data set (complete, in progress, or planned)?</p> <p>Complete.</p>
3	<p>Data Source Name</p> <p>HOPWA Baseline</p>
	<p>List the name of the organization or individual who originated the data set.</p> <p>AIDS CT</p>
	<p>Provide a brief summary of the data set.</p> <p>Baseline data for HOPWA program based on analysis of housing assistance provided during FY14.</p>
	<p>What was the purpose for developing this data set?</p> <p>To provide information on HOPWA baseline data required in the Consolidated Plan</p>
	<p>How comprehensive is the coverage of this administrative data? Is data collection concentrated in one geographic area or among a certain population?</p> <p>Not applicable</p>
	<p>What time period (provide the year, and optionally month, or month and day) is covered by this data set?</p> <p>FY 14 funding</p>
	<p>What is the status of the data set (complete, in progress, or planned)?</p> <p>Complete</p>
4	<p>Data Source Name</p> <p>2013-2017 ACS</p>
	<p>List the name of the organization or individual who originated the data set.</p> <p>US Census Bureau</p>
	<p>Provide a brief summary of the data set.</p> <p>2013-2017 ACS Five Year Estimates</p>
	<p>What was the purpose for developing this data set?</p> <p>Demographics of all block groups in the United States</p>
	<p>Provide the year (and optionally month, or month and day) for when the data was collected.</p> <p>2017</p>
	<p>Briefly describe the methodology for the data collection.</p> <p>US Census Bureau ACS Methodology</p>

	<p>Describe the total population from which the sample was taken.</p> <p>US Census</p>
	<p>Describe the demographics of the respondents or characteristics of the unit of measure, and the number of respondents or units surveyed.</p>
5	<p>Data Source Name</p> <p>2012-2016 CHAS Data</p>
	<p>List the name of the organization or individual who originated the data set.</p> <p>HUD</p>
	<p>Provide a brief summary of the data set.</p> <p>Comprehensive Housing Affordability Survey 2016 estimates</p>
	<p>What was the purpose for developing this data set?</p> <p>Determine housing affordability and cost overburdens by income and race.</p>
	<p>How comprehensive is the coverage of this administrative data? Is data collection concentrated in one geographic area or among a certain population?</p> <p>Comprehensive</p>
	<p>What time period (provide the year, and optionally month, or month and day) is covered by this data set?</p> <p>2012-2016</p>
	<p>What is the status of the data set (complete, in progress, or planned)?</p> <p>Complete</p>
6	<p>Data Source Name</p> <p>HOPWA CAPER and HOPWA Beneficiary Ver. Wksht.</p>
	<p>List the name of the organization or individual who originated the data set.</p> <p>City of Hartford</p>
	<p>Provide a brief summary of the data set.</p> <p>HOPWA CAPER</p>
	<p>What was the purpose for developing this data set?</p> <p>HOPWA CAPER</p>
	<p>How comprehensive is the coverage of this administrative data? Is data collection concentrated in one geographic area or among a certain population?</p> <p>Comprehensvie</p>
	<p>What time period (provide the year, and optionally month, or month and day) is covered by this data set?</p> <p>FY 2019</p>

	<p>What is the status of the data set (complete, in progress, or planned)?</p> <p>Complete</p>
7	<p>Data Source Name</p> <p>2011-2015 ACS and Bankownedproperties.org</p>
	<p>List the name of the organization or individual who originated the data set.</p> <p>US Census & bankownedproperties.org</p>
	<p>Provide a brief summary of the data set.</p> <p>Composite of US Census and real estate data</p>
	<p>What was the purpose for developing this data set?</p> <p>Determine the number of vacant properties</p>
	<p>How comprehensive is the coverage of this administrative data? Is data collection concentrated in one geographic area or among a certain population?</p> <p>Concentrated - City of Hartford</p>
	<p>What time period (provide the year, and optionally month, or month and day) is covered by this data set?</p> <p>2015 & 2020</p>
	<p>What is the status of the data set (complete, in progress, or planned)?</p> <p>Complete</p>