



Hartford Police Department

253 High Street, Hartford, Connecticut 06103



COMPSTAT REPORT

Week of January 07, 2024 to January 13, 2024



WEEKLY CRIME / INCIDENT COMPARISON REPORT

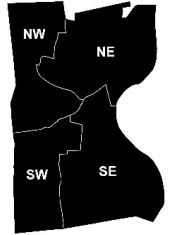
This report covers periods:

Current Week: Jan 07, 2024 to Jan 13, 2024

Prior Week: Dec 31, 2023 to Jan 06, 2024

Last 4 Weeks: Dec 17, 2023 to Jan 13, 2024

Year to Date (YTD): Jan 01, 2024 to Jan 13, 2024



Each period is compared to the same period in previous year.

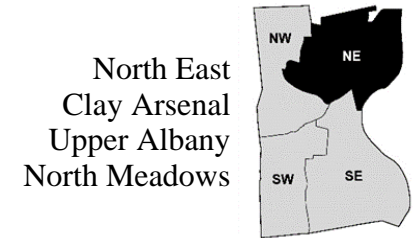
CITYWIDE											
	Current Week			Prior Week		28 Day Period			YTD		
Violent Crime	2024	2023	+/-	2024	+/-	2024	2023	+/-	2024	2023	+/-
Agg. Assault Other	3	8	-63%	6	-50%	18	33	-45%	9	18	-50%
Agg. Assault with Firearm	2	3	-33%	3	-33%	6	7	-14%	5	4	25%
Rape	1	2	-50%	1	0%	3	5	-40%	2	5	-60%
Robbery Other	1	5	-80%	2	-50%	5	9	-44%	3	7	-57%
Robbery with Firearm	2	1	100%	2	0%	6	6	0%	4	4	0%
Property Crime	2024	2023	+/-	2024	+/-	2024	2023	+/-	2024	2023	+/-
Auto Theft	16	23	-30%	23	-30%	77	73	5%	38	41	-7%
Burglary	2	14	-86%	13	-85%	25	63	-60%	14	30	-53%
Larceny	36	35	3%	33	9%	161	135	19%	62	62	0%
Total:	63	91	-44%	83	-32%	301	331	-10%	137	171	-25%
Victim Counts	2024	2023	+/-	2024	+/-	2024	2023	+/-	2024	2023	+/-
Murder Victims	-	1	-100%	-	-	1	2	-50%	-	1	-100%
Shooting Victims	1	2	-50%	4	-75%	6	6	0%	5	2	150%

The numbers included in this report are preliminary figures for general situational awareness and trend purposes only. They do not represent the official figures of the Hartford Police Department and are subject to further analysis and revision. Due to the statute driven, changing nature of crime classification and area boundaries over time, be advised that the figures contained may not fully coincide with HPD statistical sources. Additionally, they are not Uniform Crime Reporting (UCR) or "crime rate" numbers and are not intended to be used as such. Rather, they are a breakdown of every offense within every case that occurred during the given time periods. Although every reasonable effort is made to verify their accuracy, the accuracy of any data is subject to the constraints of the report generation process as well as the manner, format and point in time of any query. Numbers may erroneously show drop in current data due to some cases not yet having been reported, approved, and/or recorded.

WEEKLY CRIME / INCIDENT COMPARISON REPORT

This report covers periods:

Current Week: Jan 07, 2024 to Jan 13, 2024
 Prior Week: Dec 31, 2023 to Jan 06, 2024
 Last 4 Weeks: Dec 17, 2023 to Jan 13, 2024
 Year to Date (YTD): Jan 01, 2024 to Jan 13, 2024



Each period is compared to the same period in previous year.

NORTHEAST

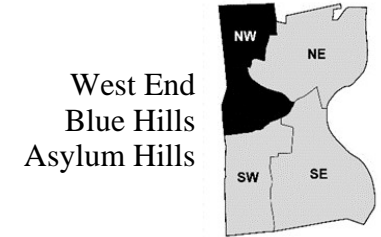
	<i>Current Week</i>			<i>Prior Week</i>		<i>28 Day Period</i>			<i>YTD</i>		
Violent Crime	2024	2023	+/-	2024	+/-	2024	2023	+/-	2024	2023	+/-
Agg. Assault Other	-	1	-100%	-	-	-	11	-1100%	-	4	-400%
Agg. Assault with Firearm	1	-	100%	-	100%	1	-	100%	1	-	100%
Rape	-	-	-	-	-	-	-	-	-	-	-
Robbery Other	-	-	-	-	-	1	-	100%	-	-	-
Robbery with Firearm	-	1	-100%	1	-100%	2	1	100%	1	1	0%
Property Crime	2024	2023	+/-	2024	+/-	2024	2023	+/-	2024	2023	+/-
Auto Theft	1	3	-67%	4	-75%	10	11	-9%	5	7	-29%
Burglary	1	2	-50%	1	0%	4	10	-60%	2	4	-50%
Larceny	8	6	33%	8	0%	29	28	4%	14	13	8%
Total:	11	13	-18%	14	-27%	47	61	-30%	23	29	-26%
Victim Counts	2024	2023	+/-	2024	+/-	2024	2023	+/-	2024	2023	+/-
Murder Victims	-	-	-	-	-	-	1	-100%	-	-	-
Shooting Victims	1	-	100%	-	100%	1	-	100%	1	-	100%

The numbers included in this report are preliminary figures for general situational awareness and trend purposes only. They do not represent the official figures of the Hartford Police Department and are subject to further analysis and revision. Due to the statute driven, changing nature of crime classification and area boundaries over time, be advised that the figures contained may not fully coincide with HPD statistical sources. Additionally, they are not Uniform Crime Reporting (UCR) or "crime rate" numbers and are not intended to be used as such. Rather, they are a breakdown of every offense within every case that occurred during the given time periods. Although every reasonable effort is made to verify their accuracy, the accuracy of any data is subject to the constraints of the report generation process as well as the manner, format and point in time of any query. Numbers may erroneously show drop in current data due to some cases not yet having been reported, approved, and/or recorded.

WEEKLY CRIME / INCIDENT COMPARISON REPORT

This report covers periods:

Current Week: Jan 07, 2024 to Jan 13, 2024
 Prior Week: Dec 31, 2023 to Jan 06, 2024
 Last 4 Weeks: Dec 17, 2023 to Jan 13, 2024
 Year to Date (YTD): Jan 01, 2024 to Jan 13, 2024



Each period is compared to the same period in previous year.

NORTHWEST

	<i>Current Week</i>			<i>Prior Week</i>		<i>28 Day Period</i>			<i>YTD</i>		
Violent Crime	2024	2023	+/-	2024	+/-	2024	2023	+/-	2024	2023	+/-
Agg. Assault Other	-	4	-400%	6	-600%	10	9	11%	6	7	-14%
Agg. Assault with Firearm	-	2	-200%	1	-100%	1	2	-50%	1	2	-50%
Rape	-	-	-	1	-100%	1	-	100%	1	-	100%
Robbery Other	-	-	-	1	-100%	1	1	0%	1	1	0%
Robbery with Firearm	-	-	-	-	-	-	2	-200%	-	-	-
Property Crime	2024	2023	+/-	2024	+/-	2024	2023	+/-	2024	2023	+/-
Auto Theft	8	9	-11%	9	-11%	32	22	45%	16	16	0%
Burglary	-	1	-100%	4	-400%	9	7	29%	3	3	0%
Larceny	8	2	300%	4	100%	32	21	52%	10	7	43%
Total:	16	18	-13%	26	-63%	86	64	26%	38	36	5%
Victim Counts	2024	2023	+/-	2024	+/-	2024	2023	+/-	2024	2023	+/-
Murder Victims	-	-	-	-	-	-	-	-	-	-	-
Shooting Victims	-	2	-200%	1	-100%	1	2	-50%	1	2	-50%

The numbers included in this report are preliminary figures for general situational awareness and trend purposes only. They do not represent the official figures of the Hartford Police Department and are subject to further analysis and revision. Due to the statute driven, changing nature of crime classification and area boundaries over time, be advised that the figures contained may not fully coincide with HPD statistical sources. Additionally, they are not Uniform Crime Reporting (UCR) or "crime rate" numbers and are not intended to be used as such. Rather, they are a breakdown of every offense within every case that occurred during the given time periods. Although every reasonable effort is made to verify their accuracy, the accuracy of any data is subject to the constraints of the report generation process as well as the manner, format and point in time of any query. Numbers may erroneously show drop in current data due to some cases not yet having been reported, approved, and/or recorded.

WEEKLY CRIME / INCIDENT COMPARISON REPORT

This report covers periods:

Current Week: Jan 07, 2024 to Jan 13, 2024
 Prior Week: Dec 31, 2023 to Jan 06, 2024
 Last 4 Weeks: Dec 17, 2023 to Jan 13, 2024
 Year to Date (YTD): Jan 01, 2024 to Jan 13, 2024

South End
 Downtown
 Barry Square
 South Meadows
 Sheldon Charter Oak



Each period is compared to the same period in previous year.

SOUTHEAST

	<i>Current Week</i>			<i>Prior Week</i>		<i>28 Day Period</i>			<i>YTD</i>		
Violent Crime	2024	2023	+/-	2024	+/-	2024	2023	+/-	2024	2023	+/-
Agg. Assault Other	-	1	-100%	-	-	2	6	-67%	-	4	-400%
Agg. Assault with Firearm	1	1	0%	1	0%	3	2	50%	2	1	100%
Rape	1	-	100%	-	100%	2	2	0%	1	2	-50%
Robbery Other	1	2	-50%	-	100%	2	3	-33%	1	2	-50%
Robbery with Firearm	1	-	100%	1	0%	3	2	50%	2	2	0%
Property Crime	2024	2023	+/-	2024	+/-	2024	2023	+/-	2024	2023	+/-
Auto Theft	3	4	-25%	2	50%	14	19	-26%	5	6	-17%
Burglary	1	7	-86%	7	-86%	9	21	-57%	8	14	-43%
Larceny	10	17	-41%	9	11%	57	48	19%	18	21	-14%
Total:	18	32	-78%	20	-11%	92	103	-12%	37	52	-41%
Victim Counts	2024	2023	+/-	2024	+/-	2024	2023	+/-	2024	2023	+/-
Murder Victims	-	-	-	-	-	1	-	100%	-	-	-
Shooting Victims	-	-	-	2	-200%	3	1	200%	2	-	200%

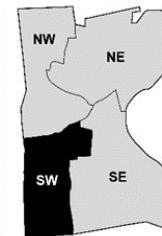
The numbers included in this report are preliminary figures for general situational awareness and trend purposes only. They do not represent the official figures of the Hartford Police Department and are subject to further analysis and revision. Due to the statute driven, changing nature of crime classification and area boundaries over time, be advised that the figures contained may not fully coincide with HPD statistical sources. Additionally, they are not Uniform Crime Reporting (UCR) or "crime rate" numbers and are not intended to be used as such. Rather, they are a breakdown of every offense within every case that occurred during the given time periods. Although every reasonable effort is made to verify their accuracy, the accuracy of any data is subject to the constraints of the report generation process as well as the manner, format and point in time of any query. Numbers may erroneously show drop in current data due to some cases not yet having been reported, approved, and/or recorded.

WEEKLY CRIME / INCIDENT COMPARISON REPORT

This report covers periods:

Current Week: Jan 07, 2024 to Jan 13, 2024
 Prior Week: Dec 31, 2023 to Jan 06, 2024
 Last 4 Weeks: Dec 17, 2023 to Jan 13, 2024
 Year to Date (YTD): Jan 01, 2024 to Jan 13, 2024

Parkville
 South West
 South Green
 Frog Hollow
 Behind the Rocks



Each period is compared to the same period in previous year.

SOUTHWEST

	<i>Current Week</i>			<i>Prior Week</i>		<i>28 Day Period</i>			<i>YTD</i>		
Violent Crime	2024	2023	+/-	2024	+/-	2024	2023	+/-	2024	2023	+/-
Agg. Assault Other	3	2	50%	-	300%	6	7	-14%	3	3	0%
Agg. Assault with Firearm	-	-	-	1	-100%	1	3	-67%	1	1	0%
Rape	-	2	-200%	-	-	-	2	-200%	-	2	-200%
Robbery Other	-	3	-300%	1	-100%	1	5	-80%	1	4	-75%
Robbery with Firearm	1	-	100%	-	100%	1	1	0%	1	1	0%
Property Crime	2024	2023	+/-	2024	+/-	2024	2023	+/-	2024	2023	+/-
Auto Theft	4	7	-43%	6	-33%	19	21	-10%	10	12	-17%
Burglary	-	4	-400%	1	-100%	2	25	-92%	1	9	-89%
Larceny	10	9	11%	12	-17%	41	36	14%	20	19	5%
Total:	18	27	-50%	21	-17%	71	100	-41%	37	51	-38%
Victim Counts	2024	2023	+/-	2024	+/-	2024	2023	+/-	2024	2023	+/-
Murder Victims	-	1	-100%	-	-	-	1	-100%	-	1	-100%
Shooting Victims	-	-	-	1	-100%	1	3	-67%	1	-	100%

The numbers included in this report are preliminary figures for general situational awareness and trend purposes only. They do not represent the official figures of the Hartford Police Department and are subject to further analysis and revision. Due to the statute driven, changing nature of crime classification and area boundaries over time, be advised that the figures contained may not fully coincide with HPD statistical sources. Additionally, they are not Uniform Crime Reporting (UCR) or "crime rate" numbers and are not intended to be used as such. Rather, they are a breakdown of every offense within every case that occurred during the given time periods. Although every reasonable effort is made to verify their accuracy, the accuracy of any data is subject to the constraints of the report generation process as well as the manner, format and point in time of any query. Numbers may erroneously show drop in current data due to some cases not yet having been reported, approved, and/or recorded.