



Hartford Police Department

253 High Street, Hartford, Connecticut 06103



COMPSTAT REPORT

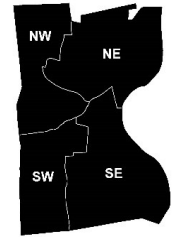
Week of November 26, 2023 to December 02, 2023



WEEKLY CRIME / INCIDENT COMPARISON REPORT

This report covers periods:

Current Week: Nov 26, 2023 to Dec 02, 2023
 Prior Week: Nov 19, 2023 to Nov 25, 2023
 Last 4 Weeks: Nov 05, 2023 to Dec 02, 2023
 Year to Date (YTD): Jan 01, 2023 to Dec 02, 2023



Each period is compared to the same period in previous year.

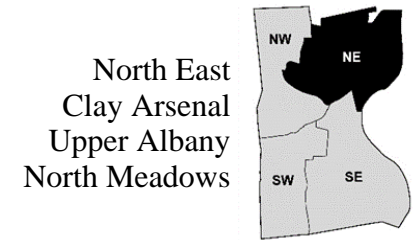
CITYWIDE											
	Current Week			Prior Week		28 Day Period			YTD		
	2023	2022	+/-	2023	+/-	2023	2022	+/-	2023	2022	+/-
Violent Crime											
Agg. Assault Other	7	6	17%	6	17%	24	28	-14%	315	384	-18%
Agg. Assault with Firearm	1	2	-50%	1	0%	3	10	-70%	90	145	-38%
Rape	1	1	0%	1	0%	6	4	50%	54	45	20%
Robbery Other	2	-	200%	2	0%	8	6	33%	130	137	-5%
Robbery with Firearm	-	-	-	1	-100%	1	2	-50%	72	82	-12%
Property Crime											
Auto Theft	14	10	40%	18	-22%	72	42	71%	1027	527	95%
Burglary	9	5	80%	4	125%	24	27	-11%	416	450	-8%
Larceny	31	44	-30%	29	7%	132	159	-17%	1762	2404	-27%
Total:	65	68	-5%	62	5%	270	278	-3%	3866	4174	-8%
Victim Counts											
Murder Victims	-	-	-	-	-	-	5	-500%	35	38	-8%
Shooting Victims	1	2	-50%	-	100%	4	11	-64%	90	129	-30%

The numbers included in this report are preliminary figures for general situational awareness and trend purposes only. They do not represent the official figures of the Hartford Police Department and are subject to further analysis and revision. Due to the statute driven, changing nature of crime classification and area boundaries over time, be advised that the figures contained may not fully coincide with HPD statistical sources. Additionally, they are not Uniform Crime Reporting (UCR) or "crime rate" numbers and are not intended to be used as such. Rather, they are a breakdown of every offense within every case that occurred during the given time periods. Although every reasonable effort is made to verify their accuracy, the accuracy of any data is subject to the constraints of the report generation process as well as the manner, format and point in time of any query. Numbers may erroneously show drop in current data due to some cases not yet having been reported, approved, and/or recorded.

WEEKLY CRIME / INCIDENT COMPARISON REPORT

This report covers periods:

Current Week: Nov 26, 2023 to Dec 02, 2023
 Prior Week: Nov 19, 2023 to Nov 25, 2023
 Last 4 Weeks: Nov 05, 2023 to Dec 02, 2023
 Year to Date (YTD): Jan 01, 2023 to Dec 02, 2023



Each period is compared to the same period in previous year.

NORTHEAST

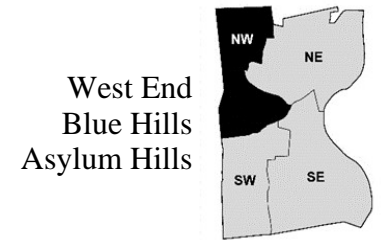
	<i>Current Week</i>			<i>Prior Week</i>		<i>28 Day Period</i>			<i>YTD</i>		
	2023	2022	+/-	2023	+/-	2023	2022	+/-	2023	2022	+/-
Violent Crime											
Agg. Assault Other	1	1	0%	1	0%	3	8	-63%	78	113	-31%
Agg. Assault with Firearm	-	1	-100%	1	-100%	1	5	-80%	23	53	-57%
Rape	-	-	-	-	-	1	1	0%	9	8	13%
Robbery Other	-	-	-	1	-100%	1	4	-75%	27	29	-7%
Robbery with Firearm	-	-	-	-	-	-	-	-	14	21	-33%
Property Crime											
Auto Theft	4	3	33%	3	33%	16	15	7%	193	166	16%
Burglary	1	1	0%	-	100%	4	2	100%	77	89	-13%
Larceny	11	7	57%	2	450%	25	31	-19%	311	441	-29%
Total:	17	13	24%	8	53%	51	66	-29%	732	920	-26%
Victim Counts											
Murder Victims	-	-	-	-	-	-	3	-300%	16	12	33%
Shooting Victims	-	1	-100%	-	-	-	5	-500%	23	53	-57%

The numbers included in this report are preliminary figures for general situational awareness and trend purposes only. They do not represent the official figures of the Hartford Police Department and are subject to further analysis and revision. Due to the statute driven, changing nature of crime classification and area boundaries over time, be advised that the figures contained may not fully coincide with HPD statistical sources. Additionally, they are not Uniform Crime Reporting (UCR) or "crime rate" numbers and are not intended to be used as such. Rather, they are a breakdown of every offense within every case that occurred during the given time periods. Although every reasonable effort is made to verify their accuracy, the accuracy of any data is subject to the constraints of the report generation process as well as the manner, format and point in time of any query. Numbers may erroneously show drop in current data due to some cases not yet having been reported, approved, and/or recorded.

WEEKLY CRIME / INCIDENT COMPARISON REPORT

This report covers periods:

Current Week: Nov 26, 2023 to Dec 02, 2023
 Prior Week: Nov 19, 2023 to Nov 25, 2023
 Last 4 Weeks: Nov 05, 2023 to Dec 02, 2023
 Year to Date (YTD): Jan 01, 2023 to Dec 02, 2023



Each period is compared to the same period in previous year.

NORTHWEST

	<i>Current Week</i>			<i>Prior Week</i>		<i>28 Day Period</i>			<i>YTD</i>		
	2023	2022	+/-	2023	+/-	2023	2022	+/-	2023	2022	+/-
Violent Crime											
Agg. Assault Other	3	1	200%	2	50%	8	4	100%	61	75	-19%
Agg. Assault with Firearm	-	-	-	-	-	-	1	-100%	12	25	-52%
Rape	-	-	-	-	-	2	-	200%	9	8	13%
Robbery Other	-	-	-	-	-	-	-	-	18	17	6%
Robbery with Firearm	-	-	-	1	-100%	1	1	0%	14	15	-7%
Property Crime											
Auto Theft	1	3	-67%	5	-80%	13	5	160%	216	85	154%
Burglary	1	-	100%	-	100%	2	5	-60%	85	97	-12%
Larceny	4	10	-60%	6	-33%	24	39	-38%	339	457	-26%
Total:	9	14	-56%	14	-56%	50	55	-10%	754	779	-3%
Victim Counts											
Murder Victims	-	-	-	-	-	-	-	-	6	5	20%
Shooting Victims	-	-	-	-	-	-	1	-100%	14	21	-33%

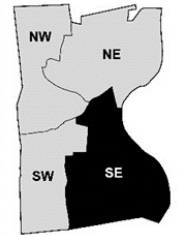
The numbers included in this report are preliminary figures for general situational awareness and trend purposes only. They do not represent the official figures of the Hartford Police Department and are subject to further analysis and revision. Due to the statute driven, changing nature of crime classification and area boundaries over time, be advised that the figures contained may not fully coincide with HPD statistical sources. Additionally, they are not Uniform Crime Reporting (UCR) or "crime rate" numbers and are not intended to be used as such. Rather, they are a breakdown of every offense within every case that occurred during the given time periods. Although every reasonable effort is made to verify their accuracy, the accuracy of any data is subject to the constraints of the report generation process as well as the manner, format and point in time of any query. Numbers may erroneously show drop in current data due to some cases not yet having been reported, approved, and/or recorded.

WEEKLY CRIME / INCIDENT COMPARISON REPORT

This report covers periods:

Current Week: Nov 26, 2023 to Dec 02, 2023
 Prior Week: Nov 19, 2023 to Nov 25, 2023
 Last 4 Weeks: Nov 05, 2023 to Dec 02, 2023
 Year to Date (YTD): Jan 01, 2023 to Dec 02, 2023

South End
 Downtown
 Barry Square
 South Meadows
 Sheldon Charter Oak



Each period is compared to the same period in previous year.

SOUTHEAST

	<i>Current Week</i>			<i>Prior Week</i>		<i>28 Day Period</i>			<i>YTD</i>		
	2023	2022	+/-	2023	+/-	2023	2022	+/-	2023	2022	+/-
Violent Crime											
Agg. Assault Other	1	3	-67%	1	0%	5	6	-17%	88	94	-6%
Agg. Assault with Firearm	-	-	-	-	-	1	1	0%	22	34	-35%
Rape	-	-	-	-	-	-	1	-100%	11	13	-15%
Robbery Other	1	-	100%	-	100%	2	-	200%	35	44	-20%
Robbery with Firearm	-	-	-	-	-	-	-	-	22	19	16%
Property Crime											
Auto Theft	3	2	50%	4	-25%	20	14	43%	335	138	143%
Burglary	5	1	400%	3	67%	9	11	-18%	126	156	-19%
Larceny	7	16	-56%	9	-22%	34	58	-41%	590	892	-34%
Total:	17	22	-29%	17	0%	71	91	-28%	1229	1390	-13%
Victim Counts											
Murder Victims	-	-	-	-	-	-	2	-200%	6	11	-45%
Shooting Victims	-	-	-	-	-	3	1	200%	27	26	4%

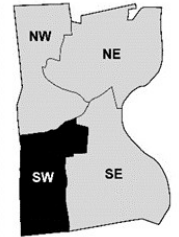
The numbers included in this report are preliminary figures for general situational awareness and trend purposes only. They do not represent the official figures of the Hartford Police Department and are subject to further analysis and revision. Due to the statute driven, changing nature of crime classification and area boundaries over time, be advised that the figures contained may not fully coincide with HPD statistical sources. Additionally, they are not Uniform Crime Reporting (UCR) or "crime rate" numbers and are not intended to be used as such. Rather, they are a breakdown of every offense within every case that occurred during the given time periods. Although every reasonable effort is made to verify their accuracy, the accuracy of any data is subject to the constraints of the report generation process as well as the manner, format and point in time of any query. Numbers may erroneously show drop in current data due to some cases not yet having been reported, approved, and/or recorded.

WEEKLY CRIME / INCIDENT COMPARISON REPORT

This report covers periods:

Current Week: Nov 26, 2023 to Dec 02, 2023
 Prior Week: Nov 19, 2023 to Nov 25, 2023
 Last 4 Weeks: Nov 05, 2023 to Dec 02, 2023
 Year to Date (YTD): Jan 01, 2023 to Dec 02, 2023

Parkville
 South West
 South Green
 Frog Hollow
 Behind the Rocks



Each period is compared to the same period in previous year.

SOUTHWEST

	<i>Current Week</i>			<i>Prior Week</i>		<i>28 Day Period</i>			<i>YTD</i>		
	2023	2022	+/-	2023	+/-	2023	2022	+/-	2023	2022	+/-
Violent Crime											
Agg. Assault Other	2	1	100%	2	0%	8	10	-20%	84	100	-16%
Agg. Assault with Firearm	1	1	0%	-	100%	1	3	-67%	33	31	6%
Rape	1	1	0%	-	100%	2	2	0%	17	15	13%
Robbery Other	1	-	100%	1	0%	5	2	150%	50	47	6%
Robbery with Firearm	-	-	-	-	-	-	1	-100%	22	24	-8%
Property Crime											
Auto Theft	6	2	200%	6	0%	23	8	188%	276	133	108%
Burglary	2	3	-33%	1	100%	9	9	0%	124	105	18%
Larceny	9	11	-18%	11	-18%	48	31	55%	469	608	-23%
Total:	22	19	14%	21	5%	96	66	31%	1075	1063	1%
Victim Counts											
Murder Victims	-	-	-	-	-	-	-	-	7	10	-30%
Shooting Victims	1	1	0%	-	100%	1	4	-75%	26	28	-7%

The numbers included in this report are preliminary figures for general situational awareness and trend purposes only. They do not represent the official figures of the Hartford Police Department and are subject to further analysis and revision. Due to the statute driven, changing nature of crime classification and area boundaries over time, be advised that the figures contained may not fully coincide with HPD statistical sources. Additionally, they are not Uniform Crime Reporting (UCR) or "crime rate" numbers and are not intended to be used as such. Rather, they are a breakdown of every offense within every case that occurred during the given time periods. Although every reasonable effort is made to verify their accuracy, the accuracy of any data is subject to the constraints of the report generation process as well as the manner, format and point in time of any query. Numbers may erroneously show drop in current data due to some cases not yet having been reported, approved, and/or recorded.