



Hartford Police Department

253 High Street, Hartford, Connecticut 06103



COMPSTAT REPORT

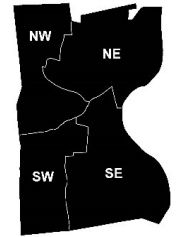
Week of August 20, 2023 to August 26, 2023



WEEKLY CRIME / INCIDENT COMPARISON REPORT

This report covers periods:

Current Week: Aug 20, 2023 to Aug 26, 2023
 Prior Week: Aug 13, 2023 to Aug 19, 2023
 Last 4 Weeks: Jul 30, 2023 to Aug 26, 2023
 Year to Date (YTD): Jan 01, 2023 to Aug 26, 2023



Each period is compared to the same period in previous year.

CITYWIDE

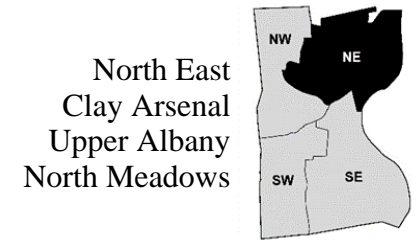
	<i>Current Week</i>			<i>Prior Week</i>		<i>28 Day Period</i>			<i>YTD</i>		
	2023	2022	+/-	2023	+/-	2023	2022	+/-	2023	2022	+/-
Violent Crime											
Agg. Assault Other	2	10	-80%	7	-71%	22	38	-42%	228	290	-21%
Agg. Assault with Firearm	1	4	-75%	3	-67%	8	18	-56%	67	109	-39%
Rape	1	-	100%	-	100%	1	-	100%	38	28	36%
Robbery Other	4	5	-20%	4	0%	14	14	0%	100	103	-3%
Robbery with Firearm	1	3	-67%	3	-67%	7	6	17%	56	58	-3%
Property Crime											
Auto Theft	31	7	343%	33	-6%	142	38	274%	776	367	111%
Burglary	4	10	-60%	8	-50%	25	37	-32%	302	337	-10%
Larceny	30	41	-27%	44	-32%	150	190	-21%	1248	1799	-31%
Total:	74	80	-8%	102	-38%	369	341	8%	2815	3091	-10%
Victim Counts											
Murder Victims	-	1	-100%	1	-100%	7	4	75%	28	26	8%
Shooting Victims	1	3	-67%	3	-67%	7	21	-67%	65	95	-32%

The numbers included in this report are preliminary figures for general situational awareness and trend purposes only. They do not represent the official figures of the Hartford Police Department and are subject to further analysis and revision. Due to the statute driven, changing nature of crime classification and area boundaries over time, be advised that the figures contained may not fully coincide with HPD statistical sources. Additionally, they are not Uniform Crime Reporting (UCR) or "crime rate" numbers and are not intended to be used as such. Rather, they are a breakdown of every offense within every case that occurred during the given time periods. Although every reasonable effort is made to verify their accuracy, the accuracy of any data is subject to the constraints of the report generation process as well as the manner, format and point in time of any query. Numbers may erroneously show drop in current data due to some cases not yet having been reported, approved, and/or recorded.

WEEKLY CRIME / INCIDENT COMPARISON REPORT

This report covers periods:

Current Week: Aug 20, 2023 to Aug 26, 2023
 Prior Week: Aug 13, 2023 to Aug 19, 2023
 Last 4 Weeks: Jul 30, 2023 to Aug 26, 2023
 Year to Date (YTD): Jan 01, 2023 to Aug 26, 2023



Each period is compared to the same period in previous year.

NORTHEAST

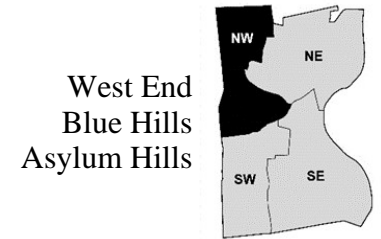
	<i>Current Week</i>			<i>Prior Week</i>		<i>28 Day Period</i>			<i>YTD</i>		
	2023	2022	+/-	2023	+/-	2023	2022	+/-	2023	2022	+/-
Violent Crime											
Agg. Assault Other	-	5	-500%	-	-	4	14	-71%	58	81	-28%
Agg. Assault with Firearm	-	-	-	1	-100%	2	6	-67%	20	40	-50%
Rape	-	-	-	-	-	-	-	-	6	5	20%
Robbery Other	2	1	100%	1	100%	3	3	0%	19	15	27%
Robbery with Firearm	1	1	0%	-	100%	1	2	-50%	10	19	-47%
Property Crime											
Auto Theft	2	2	0%	4	-50%	12	13	-8%	136	107	27%
Burglary	-	2	-200%	2	-200%	6	9	-33%	55	71	-23%
Larceny	5	6	-17%	5	0%	24	26	-8%	232	314	-26%
Total:	10	17	-70%	13	-30%	52	73	-40%	536	652	-22%
Victim Counts											
Murder Victims	-	-	-	-	-	3	1	200%	13	9	44%
Shooting Victims	-	-	-	1	-100%	2	9	-78%	19	41	-54%

The numbers included in this report are preliminary figures for general situational awareness and trend purposes only. They do not represent the official figures of the Hartford Police Department and are subject to further analysis and revision. Due to the statute driven, changing nature of crime classification and area boundaries over time, be advised that the figures contained may not fully coincide with HPD statistical sources. Additionally, they are not Uniform Crime Reporting (UCR) or "crime rate" numbers and are not intended to be used as such. Rather, they are a breakdown of every offense within every case that occurred during the given time periods. Although every reasonable effort is made to verify their accuracy, the accuracy of any data is subject to the constraints of the report generation process as well as the manner, format and point in time of any query. Numbers may erroneously show drop in current data due to some cases not yet having been reported, approved, and/or recorded.

WEEKLY CRIME / INCIDENT COMPARISON REPORT

This report covers periods:

Current Week: Aug 20, 2023 to Aug 26, 2023
 Prior Week: Aug 13, 2023 to Aug 19, 2023
 Last 4 Weeks: Jul 30, 2023 to Aug 26, 2023
 Year to Date (YTD): Jan 01, 2023 to Aug 26, 2023



Each period is compared to the same period in previous year.

NORTHWEST

	<i>Current Week</i>			<i>Prior Week</i>		<i>28 Day Period</i>			<i>YTD</i>		
	2023	2022	+/-	2023	+/-	2023	2022	+/-	2023	2022	+/-
Violent Crime											
Agg. Assault Other	-	1	-100%	3	-300%	4	5	-20%	44	56	-21%
Agg. Assault with Firearm	-	1	-100%	-	-	-	4	-400%	11	20	-45%
Rape	1	-	100%	-	100%	1	-	100%	5	4	25%
Robbery Other	-	1	-100%	1	-100%	2	3	-33%	17	14	21%
Robbery with Firearm	-	-	-	1	-100%	2	-	200%	11	9	22%
Property Crime											
Auto Theft	6	1	500%	5	20%	36	6	500%	166	57	191%
Burglary	2	2	0%	3	-33%	7	7	0%	64	72	-11%
Larceny	5	9	-44%	8	-38%	38	32	19%	251	324	-23%
Total:	14	15	-7%	21	-50%	90	57	37%	569	556	2%
Victim Counts											
Murder Victims	-	-	-	1	-100%	1	1	0%	3	5	-40%
Shooting Victims	-	1	-100%	-	-	-	4	-400%	13	16	-19%

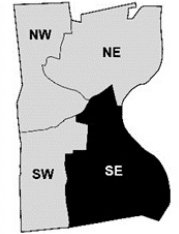
The numbers included in this report are preliminary figures for general situational awareness and trend purposes only. They do not represent the official figures of the Hartford Police Department and are subject to further analysis and revision. Due to the statute driven, changing nature of crime classification and area boundaries over time, be advised that the figures contained may not fully coincide with HPD statistical sources. Additionally, they are not Uniform Crime Reporting (UCR) or "crime rate" numbers and are not intended to be used as such. Rather, they are a breakdown of every offense within every case that occurred during the given time periods. Although every reasonable effort is made to verify their accuracy, the accuracy of any data is subject to the constraints of the report generation process as well as the manner, format and point in time of any query. Numbers may erroneously show drop in current data due to some cases not yet having been reported, approved, and/or recorded.

WEEKLY CRIME / INCIDENT COMPARISON REPORT

This report covers periods:

Current Week: Aug 20, 2023 to Aug 26, 2023
 Prior Week: Aug 13, 2023 to Aug 19, 2023
 Last 4 Weeks: Jul 30, 2023 to Aug 26, 2023
 Year to Date (YTD): Jan 01, 2023 to Aug 26, 2023

South End
 Downtown
 Barry Square
 South Meadows
 Sheldon Charter Oak



Each period is compared to the same period in previous year.

SOUTHEAST

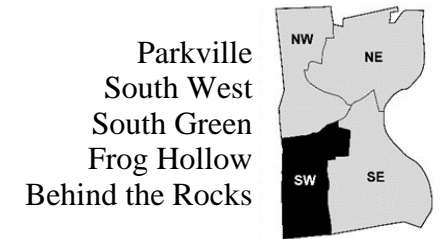
	<i>Current Week</i>			<i>Prior Week</i>		<i>28 Day Period</i>			<i>YTD</i>		
	2023	2022	+/-	2023	+/-	2023	2022	+/-	2023	2022	+/-
Violent Crime											
Agg. Assault Other	-	2	-200%	2	-200%	7	9	-22%	66	66	0%
Agg. Assault with Firearm	1	2	-50%	1	0%	3	4	-25%	13	26	-50%
Rape	-	-	-	-	-	-	-	-	8	10	-20%
Robbery Other	-	3	-300%	1	-100%	2	7	-71%	26	35	-26%
Robbery with Firearm	-	2	-200%	-	-	1	2	-50%	20	13	54%
Property Crime											
Auto Theft	12	2	500%	15	-20%	55	10	450%	256	96	167%
Burglary	1	4	-75%	2	-50%	6	10	-40%	87	120	-28%
Larceny	13	16	-19%	17	-24%	49	77	-36%	421	680	-38%
Total:	27	31	-15%	38	-41%	123	119	3%	897	1046	-17%
Victim Counts											
Murder Victims	-	1	-100%	-	-	1	2	-50%	6	8	-25%
Shooting Victims	1	1	0%	1	0%	3	4	-25%	13	20	-35%

The numbers included in this report are preliminary figures for general situational awareness and trend purposes only. They do not represent the official figures of the Hartford Police Department and are subject to further analysis and revision. Due to the statute driven, changing nature of crime classification and area boundaries over time, be advised that the figures contained may not fully coincide with HPD statistical sources. Additionally, they are not Uniform Crime Reporting (UCR) or "crime rate" numbers and are not intended to be used as such. Rather, they are a breakdown of every offense within every case that occurred during the given time periods. Although every reasonable effort is made to verify their accuracy, the accuracy of any data is subject to the constraints of the report generation process as well as the manner, format and point in time of any query. Numbers may erroneously show drop in current data due to some cases not yet having been reported, approved, and/or recorded.

WEEKLY CRIME / INCIDENT COMPARISON REPORT

This report covers periods:

Current Week: Aug 20, 2023 to Aug 26, 2023
 Prior Week: Aug 13, 2023 to Aug 19, 2023
 Last 4 Weeks: Jul 30, 2023 to Aug 26, 2023
 Year to Date (YTD): Jan 01, 2023 to Aug 26, 2023



Each period is compared to the same period in previous year.

SOUTHWEST

	<i>Current Week</i>			<i>Prior Week</i>		<i>28 Day Period</i>			<i>YTD</i>		
	2023	2022	+/-	2023	+/-	2023	2022	+/-	2023	2022	+/-
Violent Crime											
Agg. Assault Other	2	-	200%	2	0%	7	8	-13%	58	78	-26%
Agg. Assault with Firearm	-	1	-100%	1	-100%	3	4	-25%	23	22	5%
Rape	-	-	-	-	-	-	-	-	14	7	100%
Robbery Other	2	-	200%	1	100%	7	1	600%	38	39	-3%
Robbery with Firearm	-	-	-	2	-200%	3	2	50%	15	15	0%
Property Crime											
Auto Theft	11	2	450%	9	22%	39	7	457%	214	97	121%
Burglary	1	2	-50%	1	0%	5	11	-55%	94	69	36%
Larceny	7	10	-30%	13	-46%	37	53	-30%	321	466	-31%
Total:	23	15	35%	29	-26%	101	86	15%	777	793	-2%
Victim Counts											
Murder Victims	-	-	-	-	-	2	-	200%	6	4	50%
Shooting Victims	-	1	-100%	1	-100%	2	4	-50%	20	18	11%

The numbers included in this report are preliminary figures for general situational awareness and trend purposes only. They do not represent the official figures of the Hartford Police Department and are subject to further analysis and revision. Due to the statute driven, changing nature of crime classification and area boundaries over time, be advised that the figures contained may not fully coincide with HPD statistical sources. Additionally, they are not Uniform Crime Reporting (UCR) or "crime rate" numbers and are not intended to be used as such. Rather, they are a breakdown of every offense within every case that occurred during the given time periods. Although every reasonable effort is made to verify their accuracy, the accuracy of any data is subject to the constraints of the report generation process as well as the manner, format and point in time of any query. Numbers may erroneously show drop in current data due to some cases not yet having been reported, approved, and/or recorded.