



Hartford Police Department

253 High Street, Hartford, Connecticut 06103



COMPSTAT REPORT

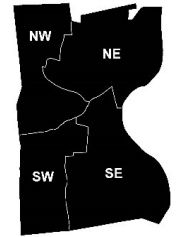
Week of June 04, 2023 to June 10, 2023



WEEKLY CRIME / INCIDENT COMPARISON REPORT

This report covers periods:

Current Week: Jun 04, 2023 to Jun 10, 2023
 Prior Week: May 28, 2023 to Jun 03, 2023
 Last 4 Weeks: May 14, 2023 to Jun 10, 2023
 Year to Date (YTD): Jan 01, 2023 to Jun 10, 2023



Each period is compared to the same period in previous year.

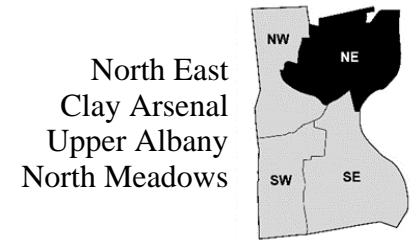
CITYWIDE											
	Current Week			Prior Week		28 Day Period			YTD		
	2023	2022	+/-	2023	+/-	2023	2022	+/-	2023	2022	+/-
Violent Crime											
Agg. Assault Other	4	3	33%	9	-56%	32	29	10%	143	183	-22%
Agg. Assault with Firearm	-	3	-300%	4	-400%	8	11	-27%	42	58	-28%
Rape	1	-	100%	1	0%	3	3	0%	26	23	13%
Robbery Other	2	1	100%	1	100%	5	9	-44%	52	59	-12%
Robbery with Firearm	1	1	0%	1	0%	4	6	-33%	36	37	-3%
Property Crime											
Auto Theft	18	13	38%	33	-45%	90	39	131%	454	263	73%
Burglary	10	14	-29%	8	25%	32	34	-6%	210	220	-5%
Larceny	22	50	-56%	33	-33%	118	251	-53%	738	1198	-38%
Total:	58	85	-47%	90	-55%	292	382	-31%	1701	2041	-20%
Victim Counts											
Murder Victims	-	-	-	2	-200%	3	2	50%	11	16	-31%
Shooting Victims	-	2	-200%	4	-400%	8	9	-11%	39	45	-13%

The numbers included in this report are preliminary figures for general situational awareness and trend purposes only. They do not represent the official figures of the Hartford Police Department and are subject to further analysis and revision. Due to the statute driven, changing nature of crime classification and area boundaries over time, be advised that the figures contained may not fully coincide with HPD statistical sources. Additionally, they are not Uniform Crime Reporting (UCR) or "crime rate" numbers and are not intended to be used as such. Rather, they are a breakdown of every offense within every case that occurred during the given time periods. Although every reasonable effort is made to verify their accuracy, the accuracy of any data is subject to the constraints of the report generation process as well as the manner, format and point in time of any query. Numbers may erroneously show drop in current data due to some cases not yet having been reported, approved, and/or recorded.

WEEKLY CRIME / INCIDENT COMPARISON REPORT

This report covers periods:

Current Week: Jun 04, 2023 to Jun 10, 2023
 Prior Week: May 28, 2023 to Jun 03, 2023
 Last 4 Weeks: May 14, 2023 to Jun 10, 2023
 Year to Date (YTD): Jan 01, 2023 to Jun 10, 2023



Each period is compared to the same period in previous year.

NORTHEAST

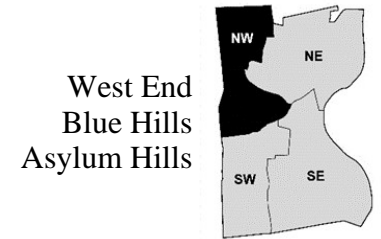
	<i>Current Week</i>			<i>Prior Week</i>		<i>28 Day Period</i>			<i>YTD</i>		
	2023	2022	+/-	2023	+/-	2023	2022	+/-	2023	2022	+/-
Violent Crime											
Agg. Assault Other	3	2	50%	3	0%	15	9	67%	44	47	-6%
Agg. Assault with Firearm	-	1	-100%	2	-200%	3	4	-25%	12	21	-43%
Rape	1	-	100%	-	100%	1	1	0%	4	4	0%
Robbery Other	1	-	100%	-	100%	2	1	100%	11	9	22%
Robbery with Firearm	-	-	-	-	-	1	1	0%	7	9	-22%
Property Crime											
Auto Theft	4	5	-20%	8	-50%	21	12	75%	85	73	16%
Burglary	2	3	-33%	-	200%	10	5	100%	38	49	-22%
Larceny	6	9	-33%	8	-25%	26	39	-33%	151	207	-27%
Total:	17	20	-18%	21	-24%	79	72	9%	352	419	-19%
Victim Counts											
Murder Victims	-	-	-	1	-100%	1	-	100%	5	7	-29%
Shooting Victims	-	1	-100%	2	-200%	3	4	-25%	10	19	-47%

The numbers included in this report are preliminary figures for general situational awareness and trend purposes only. They do not represent the official figures of the Hartford Police Department and are subject to further analysis and revision. Due to the statute driven, changing nature of crime classification and area boundaries over time, be advised that the figures contained may not fully coincide with HPD statistical sources. Additionally, they are not Uniform Crime Reporting (UCR) or "crime rate" numbers and are not intended to be used as such. Rather, they are a breakdown of every offense within every case that occurred during the given time periods. Although every reasonable effort is made to verify their accuracy, the accuracy of any data is subject to the constraints of the report generation process as well as the manner, format and point in time of any query. Numbers may erroneously show drop in current data due to some cases not yet having been reported, approved, and/or recorded.

WEEKLY CRIME / INCIDENT COMPARISON REPORT

This report covers periods:

Current Week: Jun 04, 2023 to Jun 10, 2023
 Prior Week: May 28, 2023 to Jun 03, 2023
 Last 4 Weeks: May 14, 2023 to Jun 10, 2023
 Year to Date (YTD): Jan 01, 2023 to Jun 10, 2023



Each period is compared to the same period in previous year.

NORTHWEST

	<i>Current Week</i>			<i>Prior Week</i>		<i>28 Day Period</i>			<i>YTD</i>		
	2023	2022	+/-	2023	+/-	2023	2022	+/-	2023	2022	+/-
Violent Crime											
Agg. Assault Other	-	-	-	2	-200%	4	6	-33%	27	41	-34%
Agg. Assault with Firearm	-	-	-	1	-100%	1	2	-50%	9	14	-36%
Rape	-	-	-	-	-	-	1	-100%	2	4	-50%
Robbery Other	-	-	-	-	-	-	1	-100%	8	9	-11%
Robbery with Firearm	-	-	-	-	-	-	4	-400%	8	9	-11%
Property Crime											
Auto Theft	3	-	300%	11	-73%	21	5	320%	84	38	121%
Burglary	3	3	0%	2	50%	8	9	-11%	49	50	-2%
Larceny	4	12	-67%	12	-67%	23	45	-49%	136	226	-40%
Total:	10	15	-50%	28	-180%	57	73	-28%	323	391	-21%
Victim Counts											
Murder Victims	-	-	-	-	-	-	-	-	2	4	-50%
Shooting Victims	-	-	-	1	-100%	1	1	0%	11	11	0%

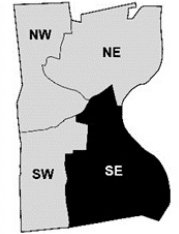
The numbers included in this report are preliminary figures for general situational awareness and trend purposes only. They do not represent the official figures of the Hartford Police Department and are subject to further analysis and revision. Due to the statute driven, changing nature of crime classification and area boundaries over time, be advised that the figures contained may not fully coincide with HPD statistical sources. Additionally, they are not Uniform Crime Reporting (UCR) or "crime rate" numbers and are not intended to be used as such. Rather, they are a breakdown of every offense within every case that occurred during the given time periods. Although every reasonable effort is made to verify their accuracy, the accuracy of any data is subject to the constraints of the report generation process as well as the manner, format and point in time of any query. Numbers may erroneously show drop in current data due to some cases not yet having been reported, approved, and/or recorded.

WEEKLY CRIME / INCIDENT COMPARISON REPORT

This report covers periods:

Current Week: Jun 04, 2023 to Jun 10, 2023
 Prior Week: May 28, 2023 to Jun 03, 2023
 Last 4 Weeks: May 14, 2023 to Jun 10, 2023
 Year to Date (YTD): Jan 01, 2023 to Jun 10, 2023

South End
 Downtown
 Barry Square
 South Meadows
 Sheldon Charter Oak



Each period is compared to the same period in previous year.

SOUTHEAST

	<i>Current Week</i>			<i>Prior Week</i>		<i>28 Day Period</i>			<i>YTD</i>		
	2023	2022	+/-	2023	+/-	2023	2022	+/-	2023	2022	+/-
Violent Crime											
Agg. Assault Other	-	-	-	3	-300%	9	10	-10%	39	46	-15%
Agg. Assault with Firearm	-	-	-	-	-	1	2	-50%	7	9	-22%
Rape	-	-	-	-	-	-	1	-100%	6	9	-33%
Robbery Other	-	1	-100%	-	-	1	3	-67%	13	17	-24%
Robbery with Firearm	1	1	0%	-	100%	2	1	100%	11	7	57%
Property Crime											
Auto Theft	7	2	250%	5	40%	24	10	140%	151	75	101%
Burglary	2	4	-50%	2	0%	5	12	-58%	51	77	-34%
Larceny	6	16	-63%	6	0%	40	96	-58%	245	437	-44%
Total:	16	24	-50%	16	0%	82	135	-65%	523	677	-29%
Victim Counts											
Murder Victims	-	-	-	1	-100%	2	1	100%	3	2	50%
Shooting Victims	-	-	-	-	-	1	2	-50%	6	5	20%

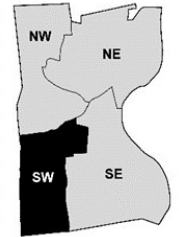
The numbers included in this report are preliminary figures for general situational awareness and trend purposes only. They do not represent the official figures of the Hartford Police Department and are subject to further analysis and revision. Due to the statute driven, changing nature of crime classification and area boundaries over time, be advised that the figures contained may not fully coincide with HPD statistical sources. Additionally, they are not Uniform Crime Reporting (UCR) or "crime rate" numbers and are not intended to be used as such. Rather, they are a breakdown of every offense within every case that occurred during the given time periods. Although every reasonable effort is made to verify their accuracy, the accuracy of any data is subject to the constraints of the report generation process as well as the manner, format and point in time of any query. Numbers may erroneously show drop in current data due to some cases not yet having been reported, approved, and/or recorded.

WEEKLY CRIME / INCIDENT COMPARISON REPORT

This report covers periods:

Current Week: Jun 04, 2023 to Jun 10, 2023
 Prior Week: May 28, 2023 to Jun 03, 2023
 Last 4 Weeks: May 14, 2023 to Jun 10, 2023
 Year to Date (YTD): Jan 01, 2023 to Jun 10, 2023

Parkville
 South West
 South Green
 Frog Hollow
 Behind the Rocks



Each period is compared to the same period in previous year.

SOUTHWEST

	<i>Current Week</i>			<i>Prior Week</i>		<i>28 Day Period</i>			<i>YTD</i>		
	2023	2022	+/-	2023	+/-	2023	2022	+/-	2023	2022	+/-
Violent Crime											
Agg. Assault Other	1	1	0%	1	0%	4	4	0%	31	45	-31%
Agg. Assault with Firearm	-	2	-200%	1	-100%	3	3	0%	14	13	8%
Rape	-	-	-	1	-100%	2	-	200%	10	4	150%
Robbery Other	1	-	100%	1	0%	2	4	-50%	20	24	-17%
Robbery with Firearm	-	-	-	1	-100%	1	-	100%	10	10	0%
Property Crime											
Auto Theft	4	6	-33%	9	-56%	24	12	100%	132	72	83%
Burglary	3	3	0%	4	-25%	9	7	29%	71	41	73%
Larceny	7	12	-42%	7	0%	30	69	-57%	199	318	-37%
Total:	16	24	-50%	25	-56%	75	99	-32%	487	527	-8%
Victim Counts											
Murder Victims	-	-	-	-	-	-	1	-100%	1	3	-67%
Shooting Victims	-	1	-100%	1	-100%	3	2	50%	12	10	20%

The numbers included in this report are preliminary figures for general situational awareness and trend purposes only. They do not represent the official figures of the Hartford Police Department and are subject to further analysis and revision. Due to the statute driven, changing nature of crime classification and area boundaries over time, be advised that the figures contained may not fully coincide with HPD statistical sources. Additionally, they are not Uniform Crime Reporting (UCR) or "crime rate" numbers and are not intended to be used as such. Rather, they are a breakdown of every offense within every case that occurred during the given time periods. Although every reasonable effort is made to verify their accuracy, the accuracy of any data is subject to the constraints of the report generation process as well as the manner, format and point in time of any query. Numbers may erroneously show drop in current data due to some cases not yet having been reported, approved, and/or recorded.