



Hartford Police Department

253 High Street, Hartford, Connecticut 06103



COMPSTAT REPORT

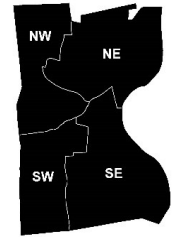
Week of February 19, 2023 to February 25, 2023



WEEKLY CRIME / INCIDENT COMPARISON REPORT

This report covers periods:

Current Week: Feb 19, 2023 to Feb 25, 2023
 Prior Week: Feb 12, 2023 to Feb 18, 2023
 Last 4 Weeks: Jan 29, 2023 to Feb 25, 2023
 Year to Date (YTD): Jan 01, 2023 to Feb 25, 2023



Each period is compared to the same period in previous year.

CITYWIDE											
	Current Week			Prior Week		28 Day Period			YTD		
	2023	2022	+/-	2023	+/-	2023	2022	+/-	2023	2022	+/-
Violent Crime											
Agg. Assault Other	3	13	-77%	3	0%	16	39	-59%	46	75	-39%
Agg. Assault with Firearm	2	1	100%	1	100%	8	9	-11%	15	19	-21%
Rape	2	1	100%	-	200%	6	3	100%	10	5	100%
Robbery Other	1	2	-50%	2	-50%	10	10	0%	27	22	23%
Robbery with Firearm	1	1	0%	2	-50%	6	6	0%	20	13	54%
Property Crime											
Auto Theft	24	11	118%	14	71%	76	43	77%	156	102	53%
Burglary	5	10	-50%	3	67%	32	51	-37%	84	98	-14%
Larceny	27	38	-29%	33	-18%	125	207	-40%	266	385	-31%
Total:	65	77	-18%	58	11%	279	368	-32%	624	719	-15%
Victim Counts											
Murder Victims	-	2	-200%	-	-	1	6	-83%	2	7	-71%
Shooting Victims	2	1	100%	1	100%	7	7	0%	13	15	-13%

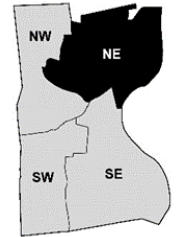
The numbers included in this report are preliminary figures for general situational awareness and trend purposes only. They do not represent the official figures of the Hartford Police Department and are subject to further analysis and revision. Due to the statute driven, changing nature of crime classification and area boundaries over time, be advised that the figures contained may not fully coincide with HPD statistical sources. Additionally, they are not Uniform Crime Reporting (UCR) or "crime rate" numbers and are not intended to be used as such. Rather, they are a breakdown of every offense within every case that occurred during the given time periods. Although every reasonable effort is made to verify their accuracy, the accuracy of any data is subject to the constraints of the report generation process as well as the manner, format and point in time of any query. Numbers may erroneously show drop in current data due to some cases not yet having been reported, approved, and/or recorded.

WEEKLY CRIME / INCIDENT COMPARISON REPORT

This report covers periods:

Current Week: Feb 19, 2023 to Feb 25, 2023
 Prior Week: Feb 12, 2023 to Feb 18, 2023
 Last 4 Weeks: Jan 29, 2023 to Feb 25, 2023
 Year to Date (YTD): Jan 01, 2023 to Feb 25, 2023

North East
 Clay Arsenal
 Upper Albany
 North Meadows



Each period is compared to the same period in previous year.

NORTHEAST

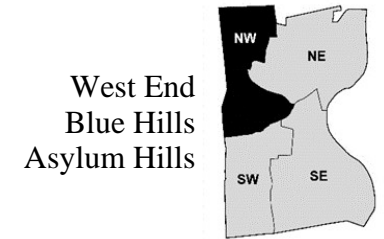
	<i>Current Week</i>			<i>Prior Week</i>		<i>28 Day Period</i>			<i>YTD</i>		
	2023	2022	+/-	2023	+/-	2023	2022	+/-	2023	2022	+/-
Violent Crime											
Agg. Assault Other	-	3	-300%	1	-100%	3	10	-70%	10	18	-44%
Agg. Assault with Firearm	1	1	0%	-	100%	2	4	-50%	3	6	-50%
Rape	1	-	100%	-	100%	3	-	300%	3	-	300%
Robbery Other	-	1	-100%	1	-100%	2	2	0%	4	5	-20%
Robbery with Firearm	1	-	100%	-	100%	1	1	0%	5	1	400%
Property Crime											
Auto Theft	1	2	-50%	2	-50%	9	9	0%	20	27	-26%
Burglary	2	4	-50%	-	200%	5	11	-55%	12	18	-33%
Larceny	2	6	-67%	7	-71%	29	26	12%	54	60	-10%
Total:	8	17	-113%	11	-38%	54	63	-17%	111	135	-22%
Victim Counts											
Murder Victims	-	-	-	-	-	1	2	-50%	1	3	-67%
Shooting Victims	1	1	0%	-	100%	1	3	-67%	3	5	-40%

The numbers included in this report are preliminary figures for general situational awareness and trend purposes only. They do not represent the official figures of the Hartford Police Department and are subject to further analysis and revision. Due to the statute driven, changing nature of crime classification and area boundaries over time, be advised that the figures contained may not fully coincide with HPD statistical sources. Additionally, they are not Uniform Crime Reporting (UCR) or "crime rate" numbers and are not intended to be used as such. Rather, they are a breakdown of every offense within every case that occurred during the given time periods. Although every reasonable effort is made to verify their accuracy, the accuracy of any data is subject to the constraints of the report generation process as well as the manner, format and point in time of any query. Numbers may erroneously show drop in current data due to some cases not yet having been reported, approved, and/or recorded.

WEEKLY CRIME / INCIDENT COMPARISON REPORT

This report covers periods:

Current Week: Feb 19, 2023 to Feb 25, 2023
 Prior Week: Feb 12, 2023 to Feb 18, 2023
 Last 4 Weeks: Jan 29, 2023 to Feb 25, 2023
 Year to Date (YTD): Jan 01, 2023 to Feb 25, 2023



Each period is compared to the same period in previous year.

NORTHWEST

	<i>Current Week</i>			<i>Prior Week</i>		<i>28 Day Period</i>			<i>YTD</i>		
	2023	2022	+/-	2023	+/-	2023	2022	+/-	2023	2022	+/-
Violent Crime											
Agg. Assault Other	1	6	-83%	-	100%	3	15	-80%	11	23	-52%
Agg. Assault with Firearm	-	-	-	-	-	1	4	-75%	4	6	-33%
Rape	1	-	100%	-	100%	1	-	100%	1	1	0%
Robbery Other	1	-	100%	-	100%	3	3	0%	5	3	67%
Robbery with Firearm	-	-	-	-	-	1	3	-67%	4	5	-20%
Property Crime											
Auto Theft	2	1	100%	-	200%	9	4	125%	32	10	220%
Burglary	1	3	-67%	2	-50%	8	13	-38%	14	22	-36%
Larceny	4	8	-50%	3	33%	18	44	-59%	40	82	-51%
Total:	10	18	-80%	5	50%	44	86	-95%	111	152	-37%
Victim Counts											
Murder Victims	-	2	-200%	-	-	-	3	-300%	-	3	-300%
Shooting Victims	-	-	-	-	-	1	3	-67%	4	4	0%

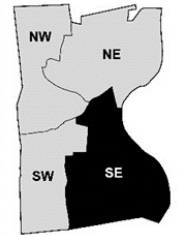
The numbers included in this report are preliminary figures for general situational awareness and trend purposes only. They do not represent the official figures of the Hartford Police Department and are subject to further analysis and revision. Due to the statute driven, changing nature of crime classification and area boundaries over time, be advised that the figures contained may not fully coincide with HPD statistical sources. Additionally, they are not Uniform Crime Reporting (UCR) or "crime rate" numbers and are not intended to be used as such. Rather, they are a breakdown of every offense within every case that occurred during the given time periods. Although every reasonable effort is made to verify their accuracy, the accuracy of any data is subject to the constraints of the report generation process as well as the manner, format and point in time of any query. Numbers may erroneously show drop in current data due to some cases not yet having been reported, approved, and/or recorded.

WEEKLY CRIME / INCIDENT COMPARISON REPORT

This report covers periods:

Current Week: Feb 19, 2023 to Feb 25, 2023
 Prior Week: Feb 12, 2023 to Feb 18, 2023
 Last 4 Weeks: Jan 29, 2023 to Feb 25, 2023
 Year to Date (YTD): Jan 01, 2023 to Feb 25, 2023

South End
 Downtown
 Barry Square
 South Meadows
 Sheldon Charter Oak



Each period is compared to the same period in previous year.

SOUTHEAST

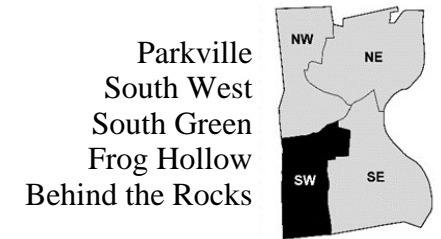
	<i>Current Week</i>			<i>Prior Week</i>		<i>28 Day Period</i>			<i>YTD</i>		
	2023	2022	+/-	2023	+/-	2023	2022	+/-	2023	2022	+/-
Violent Crime											
Agg. Assault Other	2	2	0%	-	200%	6	6	0%	14	14	0%
Agg. Assault with Firearm	-	-	-	1	-100%	1	1	0%	3	2	50%
Rape	-	1	-100%	-	-	-	1	-100%	1	2	-50%
Robbery Other	-	1	-100%	-	-	2	4	-50%	7	6	17%
Robbery with Firearm	-	-	-	2	-200%	4	1	300%	7	2	250%
Property Crime											
Auto Theft	9	1	800%	5	80%	27	14	93%	51	31	65%
Burglary	2	2	0%	-	200%	7	17	-59%	22	38	-42%
Larceny	14	11	27%	13	8%	43	74	-42%	90	133	-32%
Total:	27	18	33%	21	22%	90	118	-31%	195	228	-17%
Victim Counts											
Murder Victims	-	-	-	-	-	-	1	-100%	-	1	-100%
Shooting Victims	-	-	-	1	-100%	1	1	0%	2	2	0%

The numbers included in this report are preliminary figures for general situational awareness and trend purposes only. They do not represent the official figures of the Hartford Police Department and are subject to further analysis and revision. Due to the statute driven, changing nature of crime classification and area boundaries over time, be advised that the figures contained may not fully coincide with HPD statistical sources. Additionally, they are not Uniform Crime Reporting (UCR) or "crime rate" numbers and are not intended to be used as such. Rather, they are a breakdown of every offense within every case that occurred during the given time periods. Although every reasonable effort is made to verify their accuracy, the accuracy of any data is subject to the constraints of the report generation process as well as the manner, format and point in time of any query. Numbers may erroneously show drop in current data due to some cases not yet having been reported, approved, and/or recorded.

WEEKLY CRIME / INCIDENT COMPARISON REPORT

This report covers periods:

Current Week: Feb 19, 2023 to Feb 25, 2023
 Prior Week: Feb 12, 2023 to Feb 18, 2023
 Last 4 Weeks: Jan 29, 2023 to Feb 25, 2023
 Year to Date (YTD): Jan 01, 2023 to Feb 25, 2023



Each period is compared to the same period in previous year.

SOUTHWEST

	<i>Current Week</i>			<i>Prior Week</i>		<i>28 Day Period</i>			<i>YTD</i>		
	2023	2022	+/-	2023	+/-	2023	2022	+/-	2023	2022	+/-
Violent Crime											
Agg. Assault Other	-	2	-200%	2	-200%	4	8	-50%	11	18	-39%
Agg. Assault with Firearm	1	-	100%	-	100%	4	-	400%	5	4	25%
Rape	-	-	-	-	-	2	1	100%	5	1	400%
Robbery Other	-	-	-	1	-100%	3	1	200%	11	8	38%
Robbery with Firearm	-	1	-100%	-	-	-	1	-100%	4	4	0%
Property Crime											
Auto Theft	12	7	71%	7	71%	31	16	94%	53	32	66%
Burglary	-	1	-100%	1	-100%	12	10	20%	36	19	89%
Larceny	7	12	-42%	10	-30%	34	61	-44%	77	105	-27%
Total:	20	23	-15%	21	-5%	90	98	-9%	202	191	5%
Victim Counts											
Murder Victims	-	-	-	-	-	-	-	-	1	-	100%
Shooting Victims	1	-	100%	-	100%	4	-	400%	4	4	0%

The numbers included in this report are preliminary figures for general situational awareness and trend purposes only. They do not represent the official figures of the Hartford Police Department and are subject to further analysis and revision. Due to the statute driven, changing nature of crime classification and area boundaries over time, be advised that the figures contained may not fully coincide with HPD statistical sources. Additionally, they are not Uniform Crime Reporting (UCR) or "crime rate" numbers and are not intended to be used as such. Rather, they are a breakdown of every offense within every case that occurred during the given time periods. Although every reasonable effort is made to verify their accuracy, the accuracy of any data is subject to the constraints of the report generation process as well as the manner, format and point in time of any query. Numbers may erroneously show drop in current data due to some cases not yet having been reported, approved, and/or recorded.