



Hartford Police Department

253 High Street, Hartford, Connecticut 06103



COMPSTAT REPORT

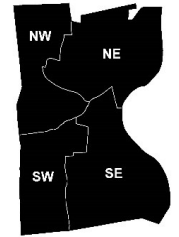
Week of February 12, 2023 to February 18, 2023



WEEKLY CRIME / INCIDENT COMPARISON REPORT

This report covers periods:

Current Week: Feb 12, 2023 to Feb 18, 2023
 Prior Week: Feb 05, 2023 to Feb 11, 2023
 Last 4 Weeks: Jan 22, 2023 to Feb 18, 2023
 Year to Date (YTD): Jan 01, 2023 to Feb 18, 2023



Each period is compared to the same period in previous year.

CITYWIDE

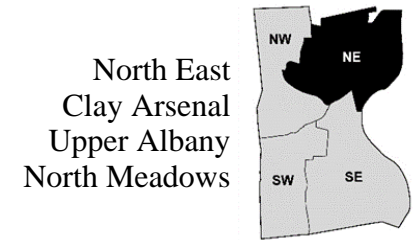
	<i>Current Week</i>			<i>Prior Week</i>		<i>28 Day Period</i>			<i>YTD</i>		
	2023	2022	+/-	2023	+/-	2023	2022	+/-	2023	2022	+/-
Violent Crime											
Agg. Assault Other	3	13	-77%	5	-40%	21	30	-30%	44	62	-29%
Agg. Assault with Firearm	1	1	0%	1	0%	7	9	-22%	13	17	-24%
Rape	-	-	-	2	-200%	3	2	50%	7	4	75%
Robbery Other	2	3	-33%	5	-60%	16	10	60%	27	20	35%
Robbery with Firearm	2	1	100%	3	-33%	8	8	0%	19	12	58%
Property Crime											
Auto Theft	12	13	-8%	23	-48%	60	46	30%	129	91	42%
Burglary	3	14	-79%	12	-75%	40	59	-32%	79	88	-10%
Larceny	27	50	-46%	27	0%	135	219	-38%	233	347	-33%
Total:	50	95	-90%	78	-56%	290	383	-32%	551	641	-16%
Victim Counts											
Murder Victims	-	2	-200%	-	-	1	4	-75%	2	5	-60%
Shooting Victims	1	1	0%	1	0%	7	7	0%	11	14	-21%

The numbers included in this report are preliminary figures for general situational awareness and trend purposes only. They do not represent the official figures of the Hartford Police Department and are subject to further analysis and revision. Due to the statute driven, changing nature of crime classification and area boundaries over time, be advised that the figures contained may not fully coincide with HPD statistical sources. Additionally, they are not Uniform Crime Reporting (UCR) or "crime rate" numbers and are not intended to be used as such. Rather, they are a breakdown of every offense within every case that occurred during the given time periods. Although every reasonable effort is made to verify their accuracy, the accuracy of any data is subject to the constraints of the report generation process as well as the manner, format and point in time of any query. Numbers may erroneously show drop in current data due to some cases not yet having been reported, approved, and/or recorded.

WEEKLY CRIME / INCIDENT COMPARISON REPORT

This report covers periods:

Current Week: Feb 12, 2023 to Feb 18, 2023
 Prior Week: Feb 05, 2023 to Feb 11, 2023
 Last 4 Weeks: Jan 22, 2023 to Feb 18, 2023
 Year to Date (YTD): Jan 01, 2023 to Feb 18, 2023



Each period is compared to the same period in previous year.

NORTHEAST

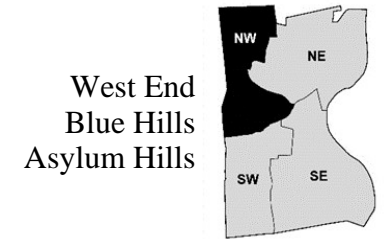
	<i>Current Week</i>			<i>Prior Week</i>		<i>28 Day Period</i>			<i>YTD</i>		
	2023	2022	+/-	2023	+/-	2023	2022	+/-	2023	2022	+/-
Violent Crime											
Agg. Assault Other	1	3	-67%	1	0%	4	7	-43%	10	15	-33%
Agg. Assault with Firearm	-	1	-100%	-	-	2	3	-33%	2	5	-60%
Rape	-	-	-	1	-100%	1	-	100%	1	-	100%
Robbery Other	1	1	0%	1	0%	4	1	300%	4	4	0%
Robbery with Firearm	-	1	-100%	-	-	-	1	-100%	4	1	300%
Property Crime											
Auto Theft	2	3	-33%	3	-33%	9	12	-25%	18	25	-28%
Burglary	-	2	-200%	1	-100%	3	10	-70%	10	14	-29%
Larceny	4	4	0%	8	-50%	30	28	7%	49	54	-9%
Total:	8	15	-88%	15	-88%	53	62	-17%	98	118	-20%
Victim Counts											
Murder Victims	-	1	-100%	-	-	1	2	-50%	1	3	-67%
Shooting Victims	-	1	-100%	-	-	2	2	0%	2	4	-50%

The numbers included in this report are preliminary figures for general situational awareness and trend purposes only. They do not represent the official figures of the Hartford Police Department and are subject to further analysis and revision. Due to the statute driven, changing nature of crime classification and area boundaries over time, be advised that the figures contained may not fully coincide with HPD statistical sources. Additionally, they are not Uniform Crime Reporting (UCR) or "crime rate" numbers and are not intended to be used as such. Rather, they are a breakdown of every offense within every case that occurred during the given time periods. Although every reasonable effort is made to verify their accuracy, the accuracy of any data is subject to the constraints of the report generation process as well as the manner, format and point in time of any query. Numbers may erroneously show drop in current data due to some cases not yet having been reported, approved, and/or recorded.

WEEKLY CRIME / INCIDENT COMPARISON REPORT

This report covers periods:

Current Week: Feb 12, 2023 to Feb 18, 2023
 Prior Week: Feb 05, 2023 to Feb 11, 2023
 Last 4 Weeks: Jan 22, 2023 to Feb 18, 2023
 Year to Date (YTD): Jan 01, 2023 to Feb 18, 2023



Each period is compared to the same period in previous year.

NORTHWEST

	<i>Current Week</i>			<i>Prior Week</i>		<i>28 Day Period</i>			<i>YTD</i>		
	2023	2022	+/-	2023	+/-	2023	2022	+/-	2023	2022	+/-
Violent Crime											
Agg. Assault Other	-	5	-500%	1	-100%	2	11	-82%	10	17	-41%
Agg. Assault with Firearm	-	-	-	-	-	1	5	-80%	4	6	-33%
Rape	-	-	-	-	-	-	-	-	-	1	-100%
Robbery Other	-	1	-100%	1	-100%	3	3	0%	4	3	33%
Robbery with Firearm	-	-	-	1	-100%	2	4	-50%	4	5	-20%
Property Crime											
Auto Theft	-	1	-100%	4	-400%	8	4	100%	30	9	233%
Burglary	2	6	-67%	2	0%	9	12	-25%	13	19	-32%
Larceny	2	7	-71%	6	-67%	19	47	-60%	35	74	-53%
Total:	4	20	-400%	15	-275%	44	86	-95%	100	134	-34%
Victim Counts											
Murder Victims	-	-	-	-	-	-	1	-100%	-	1	-100%
Shooting Victims	-	-	-	-	-	1	4	-75%	4	4	0%

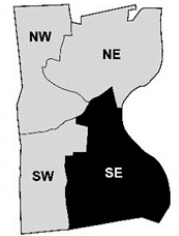
The numbers included in this report are preliminary figures for general situational awareness and trend purposes only. They do not represent the official figures of the Hartford Police Department and are subject to further analysis and revision. Due to the statute driven, changing nature of crime classification and area boundaries over time, be advised that the figures contained may not fully coincide with HPD statistical sources. Additionally, they are not Uniform Crime Reporting (UCR) or "crime rate" numbers and are not intended to be used as such. Rather, they are a breakdown of every offense within every case that occurred during the given time periods. Although every reasonable effort is made to verify their accuracy, the accuracy of any data is subject to the constraints of the report generation process as well as the manner, format and point in time of any query. Numbers may erroneously show drop in current data due to some cases not yet having been reported, approved, and/or recorded.

WEEKLY CRIME / INCIDENT COMPARISON REPORT

This report covers periods:

Current Week: Feb 12, 2023 to Feb 18, 2023
 Prior Week: Feb 05, 2023 to Feb 11, 2023
 Last 4 Weeks: Jan 22, 2023 to Feb 18, 2023
 Year to Date (YTD): Jan 01, 2023 to Feb 18, 2023

South End
 Downtown
 Barry Square
 South Meadows
 Sheldon Charter Oak



Each period is compared to the same period in previous year.

SOUTHEAST

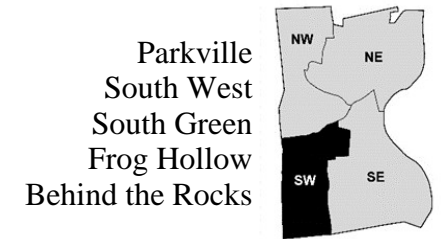
	<i>Current Week</i>			<i>Prior Week</i>		<i>28 Day Period</i>			<i>YTD</i>		
	2023	2022	+/-	2023	+/-	2023	2022	+/-	2023	2022	+/-
Violent Crime											
Agg. Assault Other	-	1	-100%	2	-200%	7	4	75%	12	12	0%
Agg. Assault with Firearm	1	-	100%	-	100%	1	1	0%	3	2	50%
Rape	-	-	-	-	-	-	-	-	1	1	0%
Robbery Other	1	1	0%	2	-50%	4	3	33%	8	5	60%
Robbery with Firearm	2	-	200%	2	0%	5	1	400%	7	2	250%
Property Crime											
Auto Theft	5	5	0%	9	-44%	23	18	28%	42	30	40%
Burglary	-	4	-400%	3	-300%	6	24	-75%	20	36	-44%
Larceny	12	22	-45%	6	100%	45	81	-44%	75	122	-39%
Total:	21	33	-57%	24	-14%	91	132	-45%	168	210	-25%
Victim Counts											
Murder Victims	-	1	-100%	-	-	-	1	-100%	-	1	-100%
Shooting Victims	1	-	100%	-	100%	1	1	0%	2	2	0%

The numbers included in this report are preliminary figures for general situational awareness and trend purposes only. They do not represent the official figures of the Hartford Police Department and are subject to further analysis and revision. Due to the statute driven, changing nature of crime classification and area boundaries over time, be advised that the figures contained may not fully coincide with HPD statistical sources. Additionally, they are not Uniform Crime Reporting (UCR) or "crime rate" numbers and are not intended to be used as such. Rather, they are a breakdown of every offense within every case that occurred during the given time periods. Although every reasonable effort is made to verify their accuracy, the accuracy of any data is subject to the constraints of the report generation process as well as the manner, format and point in time of any query. Numbers may erroneously show drop in current data due to some cases not yet having been reported, approved, and/or recorded.

WEEKLY CRIME / INCIDENT COMPARISON REPORT

This report covers periods:

Current Week: Feb 12, 2023 to Feb 18, 2023
 Prior Week: Feb 05, 2023 to Feb 11, 2023
 Last 4 Weeks: Jan 22, 2023 to Feb 18, 2023
 Year to Date (YTD): Jan 01, 2023 to Feb 18, 2023



Each period is compared to the same period in previous year.

SOUTHWEST

	<i>Current Week</i>			<i>Prior Week</i>		<i>28 Day Period</i>			<i>YTD</i>		
	2023	2022	+/-	2023	+/-	2023	2022	+/-	2023	2022	+/-
Violent Crime											
Agg. Assault Other	2	4	-50%	1	100%	8	8	0%	12	16	-25%
Agg. Assault with Firearm	-	-	-	1	-100%	3	-	300%	4	4	0%
Rape	-	-	-	1	-100%	2	1	100%	5	1	400%
Robbery Other	-	-	-	1	-100%	5	3	67%	11	8	38%
Robbery with Firearm	-	-	-	-	-	1	2	-50%	4	3	33%
Property Crime											
Auto Theft	5	4	25%	7	-29%	20	12	67%	39	25	56%
Burglary	1	2	-50%	6	-83%	22	13	69%	36	18	100%
Larceny	9	17	-47%	7	29%	39	62	-37%	69	93	-26%
Total:	17	27	-59%	24	-41%	100	101	-1%	180	168	7%
Victim Counts											
Murder Victims	-	-	-	-	-	-	-	-	1	-	100%
Shooting Victims	-	-	-	1	-100%	3	-	300%	3	4	-25%

The numbers included in this report are preliminary figures for general situational awareness and trend purposes only. They do not represent the official figures of the Hartford Police Department and are subject to further analysis and revision. Due to the statute driven, changing nature of crime classification and area boundaries over time, be advised that the figures contained may not fully coincide with HPD statistical sources. Additionally, they are not Uniform Crime Reporting (UCR) or "crime rate" numbers and are not intended to be used as such. Rather, they are a breakdown of every offense within every case that occurred during the given time periods. Although every reasonable effort is made to verify their accuracy, the accuracy of any data is subject to the constraints of the report generation process as well as the manner, format and point in time of any query. Numbers may erroneously show drop in current data due to some cases not yet having been reported, approved, and/or recorded.