



Hartford Police Department

253 High Street, Hartford, Connecticut 06103



COMPSTAT REPORT

Week of January 29, 2023 to February 04, 2023



WEEKLY CRIME / INCIDENT COMPARISON REPORT

This report covers periods:

Current Week: Jan 29, 2023 to Feb 04, 2023

Prior Week: Jan 22, 2023 to Jan 28, 2023

Last 4 Weeks: Jan 08, 2023 to Feb 04, 2023

Year to Date (YTD): Jan 01, 2023 to Feb 04, 2023



Each period is compared to the same period in previous year.

CITYWIDE											
	Current Week			Prior Week		28 Day Period			YTD		
Violent Crime	2023	2022	+/-	2023	+/-	2023	2022	+/-	2023	2022	+/-
Agg. Assault Other	5	5	0%	8	-38%	23	28	-18%	36	41	-12%
Agg. Assault with Firearm	4	4	0%	1	300%	10	9	11%	11	13	-15%
Rape	1	-	100%	-	100%	4	2	100%	5	2	150%
Robbery Other	2	2	0%	7	-71%	18	9	100%	20	14	43%
Robbery with Firearm	-	2	-200%	3	-300%	11	6	83%	14	9	56%
Property Crime	2023	2022	+/-	2023	+/-	2023	2022	+/-	2023	2022	+/-
Auto Theft	14	9	56%	11	27%	72	51	41%	95	68	40%
Burglary	12	11	9%	13	-8%	49	54	-9%	64	58	10%
Larceny	35	52	-33%	43	-19%	148	207	-29%	173	242	-29%
Total:	73	85	-16%	86	-18%	335	366	-9%	418	447	-7%
Victim Counts	2023	2022	+/-	2023	+/-	2023	2022	+/-	2023	2022	+/-
Murder Victims	-	-	-	-	-	1	1	0%	1	1	0%
Shooting Victims	4	3	33%	2	100%	10	7	43%	10	11	-9%

The numbers included in this report are preliminary figures for general situational awareness and trend purposes only. They do not represent the official figures of the Hartford Police Department and are subject to further analysis and revision. Due to the statute driven, changing nature of crime classification and area boundaries over time, be advised that the figures contained may not fully coincide with HPD statistical sources. Additionally, they are not Uniform Crime Reporting (UCR) or "crime rate" numbers and are not intended to be used as such. Rather, they are a breakdown of every offense within every case that occurred during the given time periods. Although every reasonable effort is made to verify their accuracy, the accuracy of any data is subject to the constraints of the report generation process as well as the manner, format and point in time of any query. Numbers may erroneously show drop in current data due to some cases not yet having been reported, approved, and/or recorded.

WEEKLY CRIME / INCIDENT COMPARISON REPORT

This report covers periods:

Current Week: Jan 29, 2023 to Feb 04, 2023
 Prior Week: Jan 22, 2023 to Jan 28, 2023
 Last 4 Weeks: Jan 08, 2023 to Feb 04, 2023
 Year to Date (YTD): Jan 01, 2023 to Feb 04, 2023

North East
 Clay Arsenal
 Upper Albany
 North Meadows



Each period is compared to the same period in previous year.

NORTHEAST

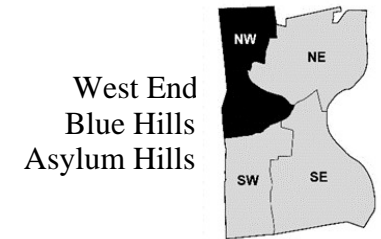
	<i>Current Week</i>			<i>Prior Week</i>		<i>28 Day Period</i>			<i>YTD</i>		
Violent Crime	2023	2022	+/-	2023	+/-	2023	2022	+/-	2023	2022	+/-
Agg. Assault Other	1	1	0%	1	0%	5	6	-17%	8	9	-11%
Agg. Assault with Firearm	2	1	100%	1	100%	3	3	0%	3	3	0%
Rape	-	-	-	-	-	-	-	-	-	-	-
Robbery Other	-	-	-	2	-200%	2	2	0%	2	3	-33%
Robbery with Firearm	-	-	-	-	-	4	-	400%	4	-	400%
Property Crime	2023	2022	+/-	2023	+/-	2023	2022	+/-	2023	2022	+/-
Auto Theft	2	1	100%	2	0%	8	17	-53%	13	19	-32%
Burglary	2	2	0%	-	200%	7	8	-13%	9	9	0%
Larceny	12	7	71%	6	100%	32	38	-16%	37	43	-14%
Total:	19	12	37%	12	37%	61	74	-21%	76	86	-13%
Victim Counts	2023	2022	+/-	2023	+/-	2023	2022	+/-	2023	2022	+/-
Murder Victims	-	-	-	-	-	-	1	-100%	-	1	-100%
Shooting Victims	2	1	100%	2	0%	4	3	33%	4	3	33%

The numbers included in this report are preliminary figures for general situational awareness and trend purposes only. They do not represent the official figures of the Hartford Police Department and are subject to further analysis and revision. Due to the statute driven, changing nature of crime classification and area boundaries over time, be advised that the figures contained may not fully coincide with HPD statistical sources. Additionally, they are not Uniform Crime Reporting (UCR) or "crime rate" numbers and are not intended to be used as such. Rather, they are a breakdown of every offense within every case that occurred during the given time periods. Although every reasonable effort is made to verify their accuracy, the accuracy of any data is subject to the constraints of the report generation process as well as the manner, format and point in time of any query. Numbers may erroneously show drop in current data due to some cases not yet having been reported, approved, and/or recorded.

WEEKLY CRIME / INCIDENT COMPARISON REPORT

This report covers periods:

Current Week: Jan 29, 2023 to Feb 04, 2023
 Prior Week: Jan 22, 2023 to Jan 28, 2023
 Last 4 Weeks: Jan 08, 2023 to Feb 04, 2023
 Year to Date (YTD): Jan 01, 2023 to Feb 04, 2023



Each period is compared to the same period in previous year.

NORTHWEST

	<i>Current Week</i>			<i>Prior Week</i>		<i>28 Day Period</i>			<i>YTD</i>		
Violent Crime	2023	2022	+/-	2023	+/-	2023	2022	+/-	2023	2022	+/-
Agg. Assault Other	1	1	0%	-	100%	3	7	-57%	9	9	0%
Agg. Assault with Firearm	1	2	-50%	-	100%	4	4	0%	4	4	0%
Rape	-	-	-	-	-	-	1	-100%	-	1	-100%
Robbery Other	1	1	0%	1	0%	2	1	100%	3	1	200%
Robbery with Firearm	-	2	-200%	1	-100%	3	3	0%	3	4	-25%
Property Crime	2023	2022	+/-	2023	+/-	2023	2022	+/-	2023	2022	+/-
Auto Theft	3	1	200%	1	200%	17	6	183%	26	7	271%
Burglary	3	2	50%	2	50%	7	11	-36%	9	11	-18%
Larceny	5	10	-50%	5	0%	20	40	-50%	26	49	-47%
Total:	14	19	-36%	10	29%	56	73	-30%	80	86	-8%
Victim Counts	2023	2022	+/-	2023	+/-	2023	2022	+/-	2023	2022	+/-
Murder Victims	-	-	-	-	-	-	-	-	-	-	-
Shooting Victims	1	1	0%	-	100%	4	2	100%	4	2	100%

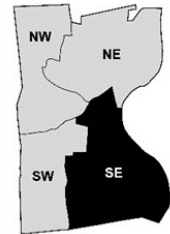
The numbers included in this report are preliminary figures for general situational awareness and trend purposes only. They do not represent the official figures of the Hartford Police Department and are subject to further analysis and revision. Due to the statute driven, changing nature of crime classification and area boundaries over time, be advised that the figures contained may not fully coincide with HPD statistical sources. Additionally, they are not Uniform Crime Reporting (UCR) or "crime rate" numbers and are not intended to be used as such. Rather, they are a breakdown of every offense within every case that occurred during the given time periods. Although every reasonable effort is made to verify their accuracy, the accuracy of any data is subject to the constraints of the report generation process as well as the manner, format and point in time of any query. Numbers may erroneously show drop in current data due to some cases not yet having been reported, approved, and/or recorded.

WEEKLY CRIME / INCIDENT COMPARISON REPORT

This report covers periods:

Current Week: Jan 29, 2023 to Feb 04, 2023
 Prior Week: Jan 22, 2023 to Jan 28, 2023
 Last 4 Weeks: Jan 08, 2023 to Feb 04, 2023
 Year to Date (YTD): Jan 01, 2023 to Feb 04, 2023

South End
 Downtown
 Barry Square
 South Meadows
 Sheldon Charter Oak



Each period is compared to the same period in previous year.

SOUTHEAST

	<i>Current Week</i>			<i>Prior Week</i>		<i>28 Day Period</i>			<i>YTD</i>		
Violent Crime	2023	2022	+/-	2023	+/-	2023	2022	+/-	2023	2022	+/-
Agg. Assault Other	2	2	0%	3	-33%	7	7	0%	10	10	0%
Agg. Assault with Firearm	-	1	-100%	-	-	2	1	100%	2	2	0%
Rape	-	-	-	-	-	-	1	-100%	1	1	0%
Robbery Other	-	-	-	1	-100%	5	1	400%	5	2	150%
Robbery with Firearm	-	-	-	1	-100%	1	1	0%	3	1	200%
Property Crime	2023	2022	+/-	2023	+/-	2023	2022	+/-	2023	2022	+/-
Auto Theft	4	4	0%	5	-20%	24	16	50%	28	21	33%
Burglary	2	7	-71%	1	100%	12	28	-57%	18	28	-36%
Larceny	11	17	-35%	17	-35%	51	74	-31%	55	83	-34%
Total:	19	31	-63%	28	-47%	102	129	-26%	122	148	-21%
Victim Counts	2023	2022	+/-	2023	+/-	2023	2022	+/-	2023	2022	+/-
Murder Victims	-	-	-	-	-	-	-	-	-	-	-
Shooting Victims	-	1	-100%	-	-	1	1	0%	1	2	-50%

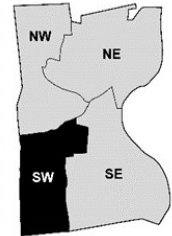
The numbers included in this report are preliminary figures for general situational awareness and trend purposes only. They do not represent the official figures of the Hartford Police Department and are subject to further analysis and revision. Due to the statute driven, changing nature of crime classification and area boundaries over time, be advised that the figures contained may not fully coincide with HPD statistical sources. Additionally, they are not Uniform Crime Reporting (UCR) or "crime rate" numbers and are not intended to be used as such. Rather, they are a breakdown of every offense within every case that occurred during the given time periods. Although every reasonable effort is made to verify their accuracy, the accuracy of any data is subject to the constraints of the report generation process as well as the manner, format and point in time of any query. Numbers may erroneously show drop in current data due to some cases not yet having been reported, approved, and/or recorded.

WEEKLY CRIME / INCIDENT COMPARISON REPORT

This report covers periods:

Current Week: Jan 29, 2023 to Feb 04, 2023
 Prior Week: Jan 22, 2023 to Jan 28, 2023
 Last 4 Weeks: Jan 08, 2023 to Feb 04, 2023
 Year to Date (YTD): Jan 01, 2023 to Feb 04, 2023

Parkville
 South West
 South Green
 Frog Hollow
 Behind the Rocks



Each period is compared to the same period in previous year.

SOUTHWEST

	<i>Current Week</i>			<i>Prior Week</i>		<i>28 Day Period</i>			<i>YTD</i>		
Violent Crime	2023	2022	+/-	2023	+/-	2023	2022	+/-	2023	2022	+/-
Agg. Assault Other	1	1	0%	4	-75%	8	8	0%	9	11	-18%
Agg. Assault with Firearm	1	-	100%	-	100%	1	1	0%	2	4	-50%
Rape	1	-	100%	-	100%	4	-	400%	4	-	400%
Robbery Other	1	1	0%	3	-67%	9	5	80%	10	8	25%
Robbery with Firearm	-	-	-	-	-	2	2	0%	3	3	0%
Property Crime	2023	2022	+/-	2023	+/-	2023	2022	+/-	2023	2022	+/-
Auto Theft	5	3	67%	3	67%	23	12	92%	28	19	47%
Burglary	5	-	500%	10	-50%	23	7	229%	28	9	211%
Larceny	7	17	-59%	14	-50%	42	52	-19%	51	63	-19%
Total:	21	22	-5%	34	-62%	112	87	22%	135	117	13%
Victim Counts	2023	2022	+/-	2023	+/-	2023	2022	+/-	2023	2022	+/-
Murder Victims	-	-	-	-	-	1	-	100%	1	-	100%
Shooting Victims	1	-	100%	-	100%	1	1	0%	1	4	-75%

The numbers included in this report are preliminary figures for general situational awareness and trend purposes only. They do not represent the official figures of the Hartford Police Department and are subject to further analysis and revision. Due to the statute driven, changing nature of crime classification and area boundaries over time, be advised that the figures contained may not fully coincide with HPD statistical sources. Additionally, they are not Uniform Crime Reporting (UCR) or "crime rate" numbers and are not intended to be used as such. Rather, they are a breakdown of every offense within every case that occurred during the given time periods. Although every reasonable effort is made to verify their accuracy, the accuracy of any data is subject to the constraints of the report generation process as well as the manner, format and point in time of any query. Numbers may erroneously show drop in current data due to some cases not yet having been reported, approved, and/or recorded.