



Hartford Police Department

253 High Street, Hartford, Connecticut 06103



COMPSTAT REPORT

Week of October 16, 2022 to October 22, 2022



WEEKLY CRIME / INCIDENT COMPARISON REPORT

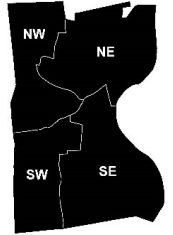
This report covers periods:

Current Week: Oct 16, 2022 to Oct 22, 2022

Prior Week: Oct 09, 2022 to Oct 15, 2022

Last 4 Weeks: Sep 25, 2022 to Oct 22, 2022

Year to Date (YTD): Jan 01, 2022 to Oct 22, 2022



Each period is compared to the same period in previous year.

CITYWIDE

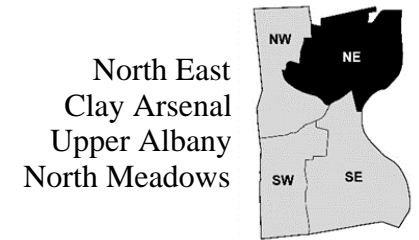
	<i>Current Week</i>			<i>Prior Week</i>		<i>28 Day Period</i>			<i>YTD</i>		
	2022	2021	+/-	2022	+/-	2022	2021	+/-	2022	2021	+/-
Violent Crime											
Agg. Assault Other	9	13	-31%	4	125%	22	41	-46%	329	321	2%
Agg. Assault with Firearm	2	3	-33%	5	-60%	14	14	0%	131	165	-21%
Rape	1	-	100%	-	100%	1	5	-80%	25	30	-17%
Robbery Other	3	2	50%	2	50%	11	4	175%	125	76	64%
Robbery with Firearm	4	6	-33%	-	400%	9	9	0%	70	46	52%
Property Crime											
Auto Theft	13	17	-24%	15	-13%	45	52	-13%	461	624	-26%
Burglary	7	13	-46%	6	17%	28	32	-13%	409	280	46%
Larceny	28	69	-59%	35	-20%	159	236	-33%	2126	1987	7%
Total:	67	123	-84%	67	0%	289	393	-36%	3676	3529	4%
Victim Counts											
Murder Victims	1	-	100%	1	0%	4	2	100%	32	29	10%
Shooting Victims	2	3	-33%	5	-60%	13	12	8%	117	132	-11%

The numbers included in this report are preliminary figures for general situational awareness and trend purposes only. They do not represent the official figures of the Hartford Police Department and are subject to further analysis and revision. Due to the statute driven, changing nature of crime classification and area boundaries over time, be advised that the figures contained may not fully coincide with HPD statistical sources. Additionally, they are not Uniform Crime Reporting (UCR) or "crime rate" numbers and are not intended to be used as such. Rather, they are a breakdown of every offense within every case that occurred during the given time periods. Although every reasonable effort is made to verify their accuracy, the accuracy of any data is subject to the constraints of the report generation process as well as the manner, format and point in time of any query. Numbers may erroneously show drop in current data due to some cases not yet having been reported, approved, and/or recorded.

WEEKLY CRIME / INCIDENT COMPARISON REPORT

This report covers periods:

Current Week: Oct 16, 2022 to Oct 22, 2022
 Prior Week: Oct 09, 2022 to Oct 15, 2022
 Last 4 Weeks: Sep 25, 2022 to Oct 22, 2022
 Year to Date (YTD): Jan 01, 2022 to Oct 22, 2022



Each period is compared to the same period in previous year.

NORTHEAST

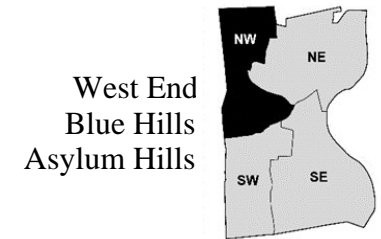
	<i>Current Week</i>			<i>Prior Week</i>		<i>28 Day Period</i>			<i>YTD</i>		
	2022	2021	+/-	2022	+/-	2022	2021	+/-	2022	2021	+/-
Violent Crime											
Agg. Assault Other	5	2	150%	-	500%	9	12	-25%	97	87	11%
Agg. Assault with Firearm	-	1	-100%	2	-200%	4	1	300%	44	57	-23%
Rape	-	-	-	-	-	-	1	-100%	6	4	50%
Robbery Other	1	-	100%	1	0%	4	1	300%	23	15	53%
Robbery with Firearm	-	3	-300%	-	-	-	4	-400%	18	15	20%
Property Crime											
Auto Theft	5	5	0%	5	0%	14	17	-18%	143	169	-15%
Burglary	-	-	-	1	-100%	3	5	-40%	82	58	41%
Larceny	9	13	-31%	7	29%	33	56	-41%	385	375	3%
Total:	20	24	-20%	16	20%	67	97	-45%	798	780	2%
Victim Counts											
Murder Victims	-	-	-	-	-	-	1	-100%	9	17	-47%
Shooting Victims	-	1	-100%	2	-200%	3	1	200%	46	49	-6%

The numbers included in this report are preliminary figures for general situational awareness and trend purposes only. They do not represent the official figures of the Hartford Police Department and are subject to further analysis and revision. Due to the statute driven, changing nature of crime classification and area boundaries over time, be advised that the figures contained may not fully coincide with HPD statistical sources. Additionally, they are not Uniform Crime Reporting (UCR) or "crime rate" numbers and are not intended to be used as such. Rather, they are a breakdown of every offense within every case that occurred during the given time periods. Although every reasonable effort is made to verify their accuracy, the accuracy of any data is subject to the constraints of the report generation process as well as the manner, format and point in time of any query. Numbers may erroneously show drop in current data due to some cases not yet having been reported, approved, and/or recorded.

WEEKLY CRIME / INCIDENT COMPARISON REPORT

This report covers periods:

Current Week: Oct 16, 2022 to Oct 22, 2022
 Prior Week: Oct 09, 2022 to Oct 15, 2022
 Last 4 Weeks: Sep 25, 2022 to Oct 22, 2022
 Year to Date (YTD): Jan 01, 2022 to Oct 22, 2022



Each period is compared to the same period in previous year.

NORTHWEST

	<i>Current Week</i>			<i>Prior Week</i>		<i>28 Day Period</i>			<i>YTD</i>		
	2022	2021	+/-	2022	+/-	2022	2021	+/-	2022	2021	+/-
Violent Crime											
Agg. Assault Other	1	2	-50%	-	100%	3	10	-70%	63	70	-10%
Agg. Assault with Firearm	-	2	-200%	1	-100%	2	4	-50%	24	24	0%
Rape	-	-	-	-	-	-	1	-100%	4	6	-33%
Robbery Other	-	-	-	-	-	1	-	100%	17	17	0%
Robbery with Firearm	3	-	300%	-	300%	4	-	400%	14	5	180%
Property Crime											
Auto Theft	3	2	50%	6	-50%	14	8	75%	73	115	-37%
Burglary	2	4	-50%	2	0%	5	11	-55%	88	42	110%
Larceny	5	13	-62%	12	-58%	33	51	-35%	391	471	-17%
Total:	14	23	-64%	21	-50%	62	85	-37%	674	750	-11%
Victim Counts											
Murder Victims	-	-	-	-	-	-	1	-100%	5	2	150%
Shooting Victims	-	2	-200%	1	-100%	2	4	-50%	20	19	5%

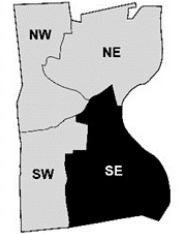
The numbers included in this report are preliminary figures for general situational awareness and trend purposes only. They do not represent the official figures of the Hartford Police Department and are subject to further analysis and revision. Due to the statute driven, changing nature of crime classification and area boundaries over time, be advised that the figures contained may not fully coincide with HPD statistical sources. Additionally, they are not Uniform Crime Reporting (UCR) or "crime rate" numbers and are not intended to be used as such. Rather, they are a breakdown of every offense within every case that occurred during the given time periods. Although every reasonable effort is made to verify their accuracy, the accuracy of any data is subject to the constraints of the report generation process as well as the manner, format and point in time of any query. Numbers may erroneously show drop in current data due to some cases not yet having been reported, approved, and/or recorded.

WEEKLY CRIME / INCIDENT COMPARISON REPORT

This report covers periods:

Current Week: Oct 16, 2022 to Oct 22, 2022
 Prior Week: Oct 09, 2022 to Oct 15, 2022
 Last 4 Weeks: Sep 25, 2022 to Oct 22, 2022
 Year to Date (YTD): Jan 01, 2022 to Oct 22, 2022

South End
 Downtown
 Barry Square
 South Meadows
 Sheldon Charter Oak



Each period is compared to the same period in previous year.

SOUTHEAST

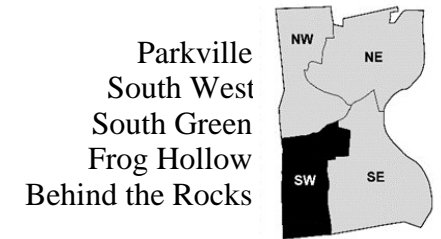
	<i>Current Week</i>			<i>Prior Week</i>		<i>28 Day Period</i>			<i>YTD</i>		
	2022	2021	+/-	2022	+/-	2022	2021	+/-	2022	2021	+/-
Violent Crime											
Agg. Assault Other	1	5	-80%	2	-50%	3	13	-77%	77	82	-6%
Agg. Assault with Firearm	-	-	-	1	-100%	3	4	-25%	31	40	-23%
Rape	-	-	-	-	-	-	2	-200%	8	12	-33%
Robbery Other	1	1	0%	1	0%	4	1	300%	42	27	56%
Robbery with Firearm	-	2	-200%	-	-	1	3	-67%	17	13	31%
Property Crime											
Auto Theft	2	4	-50%	3	-33%	8	15	-47%	116	191	-39%
Burglary	-	5	-500%	1	-100%	5	8	-38%	143	105	36%
Larceny	8	22	-64%	12	-33%	55	75	-27%	793	613	29%
Total:	12	39	-225%	20	-67%	79	121	-53%	1227	1083	12%
Victim Counts											
Murder Victims	1	-	100%	-	100%	1	-	100%	9	4	125%
Shooting Victims	-	-	-	1	-100%	2	3	-33%	25	27	-7%

The numbers included in this report are preliminary figures for general situational awareness and trend purposes only. They do not represent the official figures of the Hartford Police Department and are subject to further analysis and revision. Due to the statute driven, changing nature of crime classification and area boundaries over time, be advised that the figures contained may not fully coincide with HPD statistical sources. Additionally, they are not Uniform Crime Reporting (UCR) or "crime rate" numbers and are not intended to be used as such. Rather, they are a breakdown of every offense within every case that occurred during the given time periods. Although every reasonable effort is made to verify their accuracy, the accuracy of any data is subject to the constraints of the report generation process as well as the manner, format and point in time of any query. Numbers may erroneously show drop in current data due to some cases not yet having been reported, approved, and/or recorded.

WEEKLY CRIME / INCIDENT COMPARISON REPORT

This report covers periods:

Current Week: Oct 16, 2022 to Oct 22, 2022
 Prior Week: Oct 09, 2022 to Oct 15, 2022
 Last 4 Weeks: Sep 25, 2022 to Oct 22, 2022
 Year to Date (YTD): Jan 01, 2022 to Oct 22, 2022



Each period is compared to the same period in previous year.

SOUTHWEST

	<i>Current Week</i>			<i>Prior Week</i>		<i>28 Day Period</i>			<i>YTD</i>		
	2022	2021	+/-	2022	+/-	2022	2021	+/-	2022	2021	+/-
Violent Crime											
Agg. Assault Other	2	4	-50%	2	0%	7	6	17%	86	81	6%
Agg. Assault with Firearm	2	-	200%	1	100%	5	5	0%	31	44	-30%
Rape	1	-	100%	-	100%	1	-	100%	6	5	20%
Robbery Other	1	1	0%	-	100%	2	2	0%	43	17	153%
Robbery with Firearm	1	1	0%	-	100%	4	2	100%	21	13	62%
Property Crime											
Auto Theft	3	6	-50%	1	200%	9	12	-25%	125	143	-13%
Burglary	5	4	25%	2	150%	15	8	88%	93	75	24%
Larceny	6	21	-71%	4	50%	37	55	-33%	550	526	5%
Total:	21	37	-76%	10	52%	80	90	-13%	955	904	5%
Victim Counts											
Murder Victims	-	-	-	1	-100%	3	-	300%	9	6	50%
Shooting Victims	2	-	200%	1	100%	6	4	50%	25	37	-32%

The numbers included in this report are preliminary figures for general situational awareness and trend purposes only. They do not represent the official figures of the Hartford Police Department and are subject to further analysis and revision. Due to the statute driven, changing nature of crime classification and area boundaries over time, be advised that the figures contained may not fully coincide with HPD statistical sources. Additionally, they are not Uniform Crime Reporting (UCR) or "crime rate" numbers and are not intended to be used as such. Rather, they are a breakdown of every offense within every case that occurred during the given time periods. Although every reasonable effort is made to verify their accuracy, the accuracy of any data is subject to the constraints of the report generation process as well as the manner, format and point in time of any query. Numbers may erroneously show drop in current data due to some cases not yet having been reported, approved, and/or recorded.