CITY OF HARTFORD

DEPARTMENT OF FINANCE
550 Main Street, Suite 10
Hartford, Connecticut 06103

ARUNAN ARULAMPALAM
Mayor

P: (860) 757-9665
F: (860) 722-6215
www.hartford.gov

LEIGH ANN RALLS
Director of Finance

January 19, 2024

Honorable Arunan Arulampalam, Mayor,
Honorable Shirley Surgeon, Council President, and
Members of the Court of Common Council
City of Hartford
550 Main Street
Hartford, CT 06103

RE: FY2024 October Monthly Financial Report

Dear Mayor, Council President and Members of Council:

Attached is the October FY2024's Monthly Financial Report in accordance with Charter Chapter VIII, Section 5. (a)(1)(iii). The Report provides General Fund actuals as compared to budgetary information from the City's MUNIS financial management system.

The General Fund is the City's primary operating fund. The primary revenue sources are property taxes and intergovernmental revenue. Other revenue types include licenses and permits, interest and rental income, and charges for services. Expenditures are used to fund operating activities including personnel wages and benefits, education, debt service, professional services, insurance, repair and maintenance, supplies and materials, utilities, and other non-capital costs.

Generally Accepted Accounting Principles for municipalities do not provide for the systematic apportionment or allocations of revenues and expenditures to monthly accounting periods. Accordingly, the amounts in the City's MUNIS financial management system reflect the posting to various accounts in the accounting period that represents the recording period of a transaction - not necessarily the period that revenues are earned or expenditures are incurred.

At the conclusion of October, total revenues collected are $341.7 million representing 55.2% of the Adopted Budget. Total expenditures incurred are $195.0 million or 34.7% of the Adopted Budget. For further details regarding material variances to the Adopted Budget including the reason for the variance refer to the Monthly Financial Report to the Municipal Accountability Review Board.

The Finance Department welcomes the opportunity to respond to any questions that you may have regarding these reports.

Sincerely,

Leigh Ann Ralls

City of Hartford
Schedule of Estimated and Actual Revenues
for the period ending October 31, 2023

	Original Budget	Budget Amendments	Adjusted Budget	Current Month Actual Revenue	YTD Actual Revenue	Remaining Balance	PCT Collected
41 TAXES	$ 300,623,516		$ 300,623,516	$ 5,383,138.85	$ 161,237,613.77	$ 139,385,902.23	53.6 %
42 LICENSES & PERMITS	6,595,671		$ 6,595,671	607,653.60	4,404,615.70	2,191,055.30	66.8 %
43 FINES FORFEITS PENAL	153,840		$ 153,840	4,098.00	30,181.00	123,659.00	19.6 %
44 INT & RENTAL INCOME	7,479,015		$ 7,479,015	997,190.62	3,778,892.70	3,700,122.30	50.5 %
45 INTERGOVERNMENTAL	294,045,484		$ 294,045,484	67,337,329.16	170,109,732.44	123,935,751.56	57.9 %
46 CHARGES FOR SERVICES	3,777,049		$ 3,777,049	309,021.74	1,263,201.27	2,513,847.73	33.4 %
47 REIMBURSEMENTS	89,653		$ 89,653	50.00	270.00	89,383.00	0.3 %
48 OTHER REVENUE	276,081		$ 276,081	44,336.08	193,883.44	82,197.56	70.2 %
53 OTHER FINANCING SCRS	6,130,800	-	$ 6,130,800	4,521.00	701,091.00	5,429,709.00	11.4 %
GRAND TOTAL	**$ 619,171,109**	**$ -**	**$ 619,171,109**	**$ 74,687,339.05**	**$ 341,719,481.32**	**$ 277,451,627.68**	**55.2 %**

For further details regarding revenues please refer to the financial reports issued to the Municipal Accountability Review Board.

CITY OF HARTFORD CT

FUND 1001 OCTOBER 2023 REVENUE

FOR 2024 04

	ORIGINAL ESTIM REV	REVISED EST REV	ACTUAL YTD REVENUE	ACTUAL MTD REVENUE	REMAINING REVENUE	PCT COLL
41 TAXES	-300,623,516	-300,623,516	-161,237,613.77	-5,383,138.85	-139,385,902.23	53.6%
42 LICENSES & PERMITS	-6,595,671	-6,595,671	-4,404,615.70	-607,653.60	-2,191,055.30	66.8%
43 FINES FORFEITS PENAL	-153,840	-153,840	-30,181.00	-4,098.00	-123,659.00	19.6%
44 INT & RENTAL INCOME	-7,479,015	-7,479,015	-3,778,892.70	-997,190.62	-3,700,122.30	50.5%
45 INTERGOVERNMENTAL	-294,045,484	-294,045,484	-170,109,732.44	-67,337,329.16	-123,935,751.56	57.9%
46 CHARGES FOR SERVICES	-3,777,049	-3,777,049	-1,263,201.27	-309,021.71	-2,513,847.73	33.4%
47 REIMBURSEMENTS	-89,653	-89,653	-270.00	-50.00	-89,383.00	.3%
48 OTHER REVENUE	-276,081	-276,081	-193,883.44	-44,336.08	-82,197.56	70.2%
53 OTHER FINANCING SCRS	-6,130,800	-6,130,800	-701,091.00	-4,521.00	-5,429,709.00	11.4%
GRAND TOTAL	-619,171,109	-619,171,109	-341,719,481.32	-74,687,339.02	-277,451,627.68	55.2%

** END OF REPORT - Generated by CONSTANCE REIK **

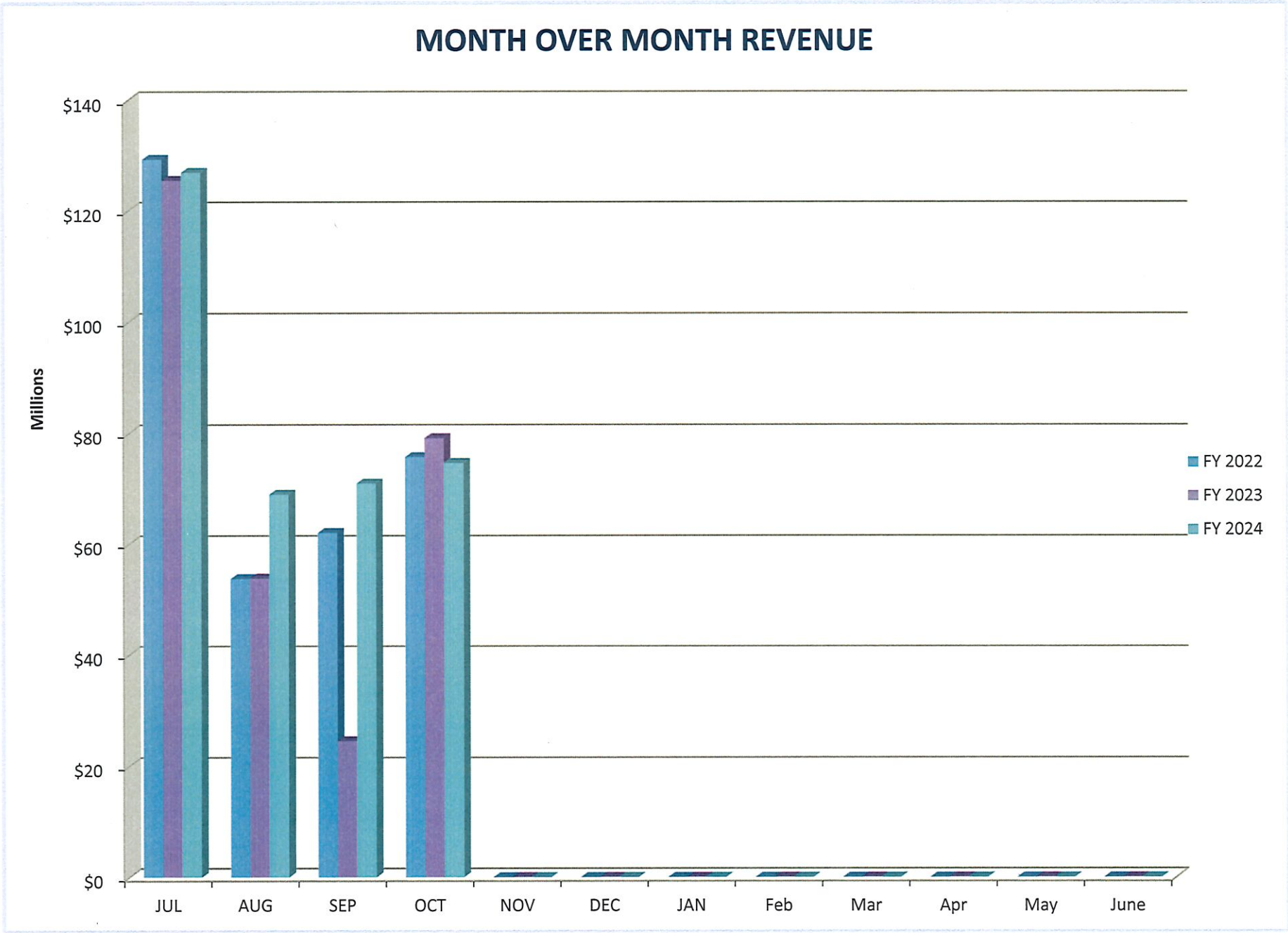
MONTH OVER MONTH REVENUE
Millions
$140
$120
$100
$80
$60
$40
$20
$0
JUL
AUG
SEP
OCT
NOV
DEC
JAN
Feb
Mar
Apr
May
June
FY 2022
FY 2023
FY 2024

YTD REVENUE BY CATEGORY

LESS THAN $5 MILLION

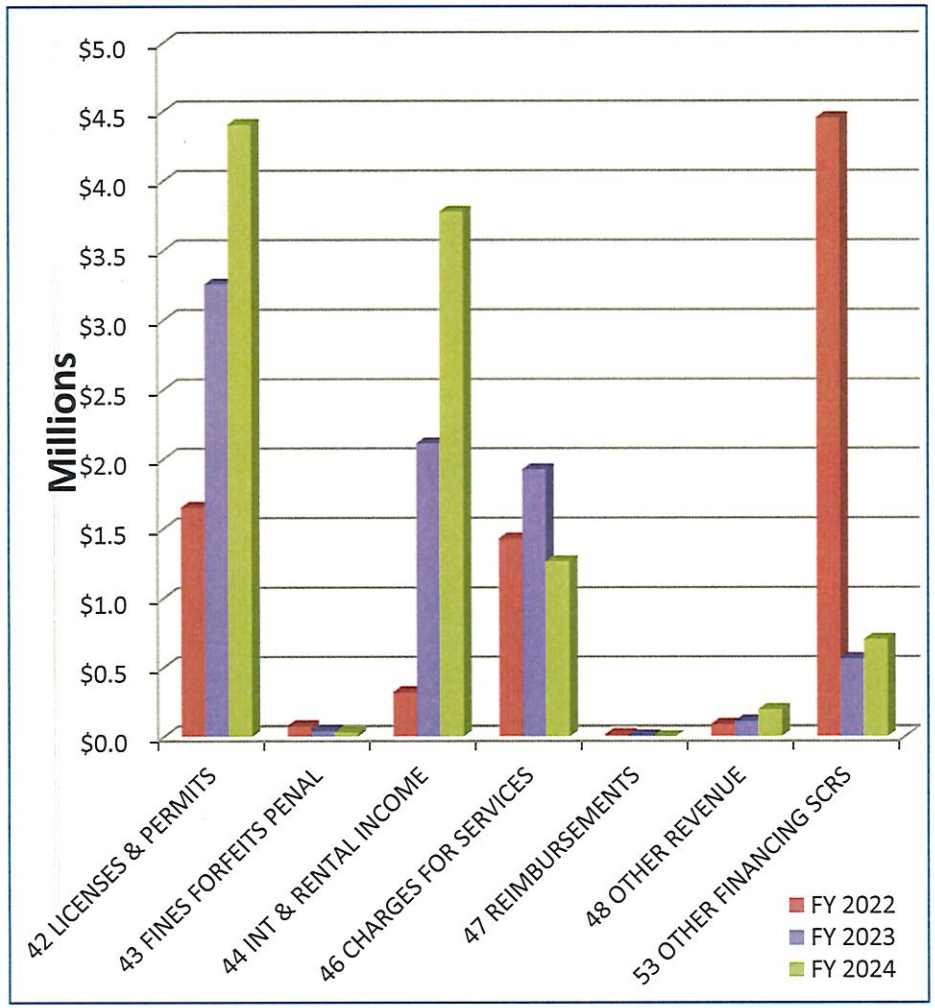

GREATER THAN $25 MILLION

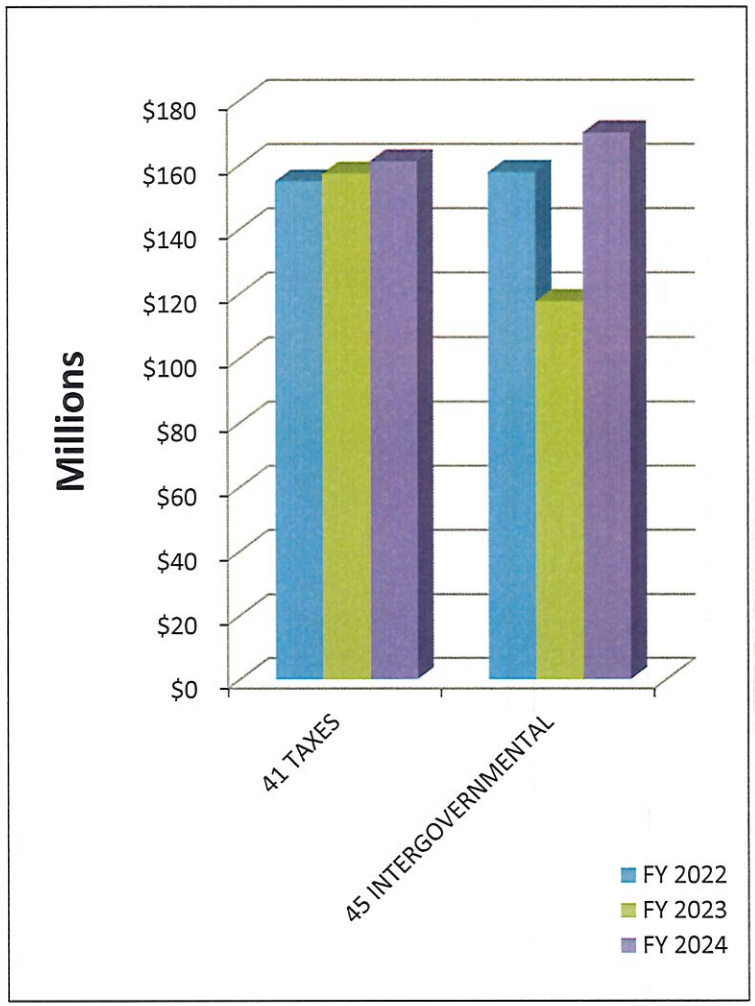

City of Hartford
Statement of Appropriations Compared to Expenditures
for the period ending October 31, 2023

	Original Budget	Budget Transfers	Adjusted Budget	Current Month Expended	YTD Expended	Encumbrances Outstanding	Remaining Balance	PCT Exp
010 General Government								
00111 MAYOR'S OFFICE	$ 823,510		$ 823,510	$ 57,353.01	$ 234,604.39	$ 737.34	$ 588,168.27	28.6 %
00112 COURT OF COMMON COUNCIL	978,077		$ 978,077	49,186.66	194,592.65	10,039.50	773,444.85	20.9 %
00113 TREASURER	532,905		$ 532,905	29,526.72	107,081.10	6,006.04	419,817.86	21.2 %
00114 REGISTRARS OF VOTERS	549,635	118,540	$ 668,175	54,681.07	261,980.62	28,876.18	377,318.20	43.5 %
00116 CORPORATION COUNSEL	1,529,493		$ 1,529,493	197,531.30	513,821.18	309.82	1,015,362.00	33.6 %
00117 TOWN & CITY CLERK	985,440		$ 985,440	81,539.60	296,801.25	50,370.13	638,268.62	35.2 %
00118 INTERNAL AUDIT	534,412		$ 534,412	40,996.27	158,895.62	-	375,516.38	29.7 %
00119 CHIEF OPERATING OFFICER	1,526,876		$ 1,526,876	87,799.74	334,741.73	7,222.22	1,184,912.05	22.4 %
00122 METRO HARTFORD INFORMATION SER	5,075,732		$ 5,075,732	422,978.00	1,691,912.00	-	3,383,820.00	33.3 %
00123 FINANCE	4,154,432		$ 4,154,432	268,153.65	1,036,580.82	75,401.18	3,042,450.00	26.8 %
00125 PERSONNEL	1,971,324		$ 1,971,324	106,044.95	487,733.35	88,578.82	1,395,011.83	29.2 %
00128 OFFICE OF MANAGEMENT & BUDGET	1,515,173		$ 1,515,173	73,368.71	391,395.86	169,248.23	954,528.91	37.0 %
TOTAL General Government	**20,177,009**	**118,540**	**20,295,549**	**1,469,159.68**	**5,710,140.57**	**436,789.46**	**14,148,618.97**	**30.3 %**
020 Public Safety								
00211 FIRE	41,693,957		$ 41,693,957	3,068,440.92	12,337,573.02	740,933.31	28,615,450.67	31.4 %
00212 POLICE	53,136,477		$ 53,136,477	4,141,592.39	15,887,876.97	746,996.76	36,501,603.27	31.3 %
00213 EMERGENCY SERVICES & TELECOMMU	5,231,157		$ 5,231,157	524,925.40	1,927,690.15	104,997.39	3,198,469.46	38.9 %
TOTAL Public Safety	**100,061,591**		**100,061,591**	**7,734,958.71**	**30,153,140.14**	**1,592,927.46**	**68,315,523.40**	**31.7 %**
030 Public Works								
00311 PUBLIC WORKS	21,503,825		$ 21,503,825	1,618,017.87	6,025,843.67	2,746,276.90	12,731,704.43	40.8 %
TOTAL Public Works	**21,503,825**	**-**	**21,503,825**	**1,618,017.87**	**6,025,843.67**	**2,746,276.90**	**12,731,704.43**	**40.8 %**
040 Human Services								
00132 CHILDREN FAMILY RECREATION	2,349,097		$ 2,349,097	122,710.25	1,150,694.90	157,320.71	1,041,081.39	55.7 %
00520 HEALTH AND HUMAN SERVICES	5,758,563		$ 5,758,563	65,757.34	890,398.91	1,232,111.79	3,636,052.30	36.9 %
TOTAL Human Services	**8,107,660**	**-**	**8,107,660**	**188,467.59**	**2,041,093.81**	**1,389,432.50**	**4,677,133.69**	**42.3 %**
050 Culture & Recreation								
00132 CHILDREN FAMILY RECREATION	2,750,557	-	2,750,557	105,908.95	672,685.50	5,695.69	2,072,175.81	24.7 %
TOTAL Culture & Recreation	**2,750,557**	**-**	**2,750,557**	**105,908.95**	**672,685.50**	**5,695.69**	**2,072,175.81**	**24.7 %**
065 Economic Development								

City of Hartford
Statement of Appropriations Compared to Expenditures
for the period ending October 31, 2023

	Original Budget	Budget Transfers	Adjusted Budget	Current Month Expended	YTD Expended	Encumbrances Outstanding	Remaining Balance	PCT Exp
00420 DEVELOPMENT SERVICES	6,825,654		6,825,654	370,306.35	1,299,303.42	78,700.98	5,447,649.60	20.2 %
TOTAL Economic Development	**6,825,654**	-	**6,825,654**	**370,306.35**	**1,299,303.42**	**78,700.98**	**5,447,649.60**	**20.2 %**
070 Debt Service								
00821 DEBT SERVICE	17,397,994	500,000	17,897,994	9,631.94	20,731,382.15	-	(2,833,388.15)	115.8 %
TOTAL Debt Service	**17,397,994**	**500,000**	**17,897,994**	**9,631.94**	**20,731,382.15**	-	**(2,833,388.15)**	**115.8 %**
099 OVERHEAD/DISTRIBUTIVE								
00820 BENEFITS & INSURANCES	101,207,991	(500,000)	100,707,991	6,599,043.60	32,575,926.57	968,184.57	67,163,879.86	33.3 %
00822 NON OP DEPT EXPENDITURES	47,924,200	(118,540)	47,805,660	4,953,738.33	13,741,931.02	12,528,096.17	21,535,632.81	55.0 %
TOTAL OVERHEAD/DISTRIBUTIVE	**149,132,191**	**(618,540)**	**148,513,651**	**11,552,781.93**	**46,317,857.59**	**13,496,280.74**	**88,699,512.67**	**40.3 %**
TOTAL Municipal	**325,956,481**	-	**325,956,481**	**23,049,233.02**	**112,951,446.85**	**19,746,103.73**	**193,258,930.42**	**40.7 %**
00711 EDUCATION	**284,013,274**	-	**284,013,274**	**54,996,921.66**	**79,006,517.64**	-	**205,006,756.36**	**27.8 %**
00721 HARTFORD PUBLIC LIBRARY	**9,201,354**		**9,201,354**	**766,799.50**	**3,067,198.00**	-	**6,134,156.00**	**33.3 %**
GRAND TOTAL	**$ 619,171,109**	**$ -**	**$ 619,171,109**	**78,812,954.18**	**195,025,162.49**	**19,746,103.73**	**404,399,842.78**	**34.7 %**

CITY OF HARTFORD CT

FUND 1001 OCTOBER 2023 EXPENSE

FOR 2024 04

	ORIGINAL APPROP	REVISED BUDGET	YTD EXPENDED	MTD EXPENDED	ENCUMBRANCES	AVAILABLE BUDGET	PCT USED
00111 MAYOR'S OFFICE	823,510	823,510	234,604.39	57,353.01	737.34	588,168.27	28.6%
00112 COURT OF COMMON COUNCIL	978,077	978,077	194,592.65	49,186.66	10,039.50	773,444.85	20.9%
00113 TREASURER	532,905	532,905	107,081.10	29,526.72	6,006.04	419,817.86	21.2%
00114 REGISTRARS OF VOTERS	549,635	793,940	261,980.62	54,681.07	28,876.18	503,083.20	36.6%
00116 CORPORATION COUNSEL	1,529,493	1,529,493	513,821.18	197,531.30	309.82	1,015,362.00	33.6%
00117 TOWN & CITY CLERK	985,440	985,440	296,801.25	81,539.60	50,370.13	638,268.62	35.2%
00118 INTERNAL AUDIT	534,412	534,412	158,895.62	40,996.27	.00	375,516.38	29.7%
00119 CHIEF OPERATING OFFICER	1,526,876	1,526,876	334,741.73	87,799.74	7,222.22	1,184,912.05	22.4%
00122 METRO HARTFORD INNOVATION SER	5,075,732	5,075,732	1,691,912.00	422,978.00	.00	3,383,820.00	33.3%
00123 FINANCE	4,154,432	4,154,432	1,036,580.82	268,153.65	75,401.18	3,042,450.00	26.8%
00125 HUMAN RESOURCES	1,971,324	1,971,324	487,733.35	106,044.95	88,578.82	1,395,011.83	29.2%
00128 OFFICE OF MANAGEMENT & BUDGET	1,515,173	1,515,173	391,395.86	73,368.71	169,248.23	954,528.91	37.0%
00132 CHILDREN FAMILY RECREATION	5,099,654	5,099,654	1,823,380.40	228,619.20	163,016.40	3,113,257.20	39.0%
00211 FIRE	41,693,957	41,693,957	12,337,573.02	3,068,440.92	740,933.31	28,615,450.67	31.4%
00212 POLICE	53,136,477	53,136,477	15,887,876.97	4,141,592.39	746,996.76	36,501,603.27	31.3%
00213 EMERGENCY SERVICES & TELECOMM	5,231,157	5,231,157	1,927,690.15	524,925.40	104,997.39	3,198,469.46	38.9%
00311 PUBLIC WORKS	21,503,825	21,503,825	6,025,843.67	1,618,017.87	2,746,276.90	12,731,704.43	40.8%
00420 DEVELOPMENT SERVICES	6,825,654	6,825,654	1,299,303.42	370,306.35	78,700.98	5,447,649.60	20.2%
00520 HEALTH AND HUMAN SERVICES	5,758,563	5,758,563	890,398.91	65,757.34	1,232,111.79	3,636,052.30	36.9%
00711 EDUCATION	284,013,274	284,013,274	79,006,517.64	54,996,921.66	.00	205,006,756.36	27.8%
00721 HARTFORD PUBLIC LIBRARY	9,201,354	9,201,354	3,067,198.00	766,799.50	.00	6,134,156.00	33.3%
00820 BENEFITS & INSURANCES	101,207,991	100,707,991	32,575,926.57	6,599,043.60	968,184.57	67,163,879.86	33.3%
00821 DEBT SERVICE	17,397,994	17,897,994	20,731,382.15	9,631.94	.00	-2,833,388.15	115.8%
00822 NON OP DEPT EXPENDITURES	47,924,200	47,679,895	13,741,931.02	4,953,738.33	12,528,096.17	21,409,867.81	55.1%
GRAND TOTAL	619,171,109	619,171,109	195,025,162.49	78,812,954.18	19,746,103.73	404,399,842.78	34.7%

** END OF REPORT - Generated by CONSTANCE REIK **

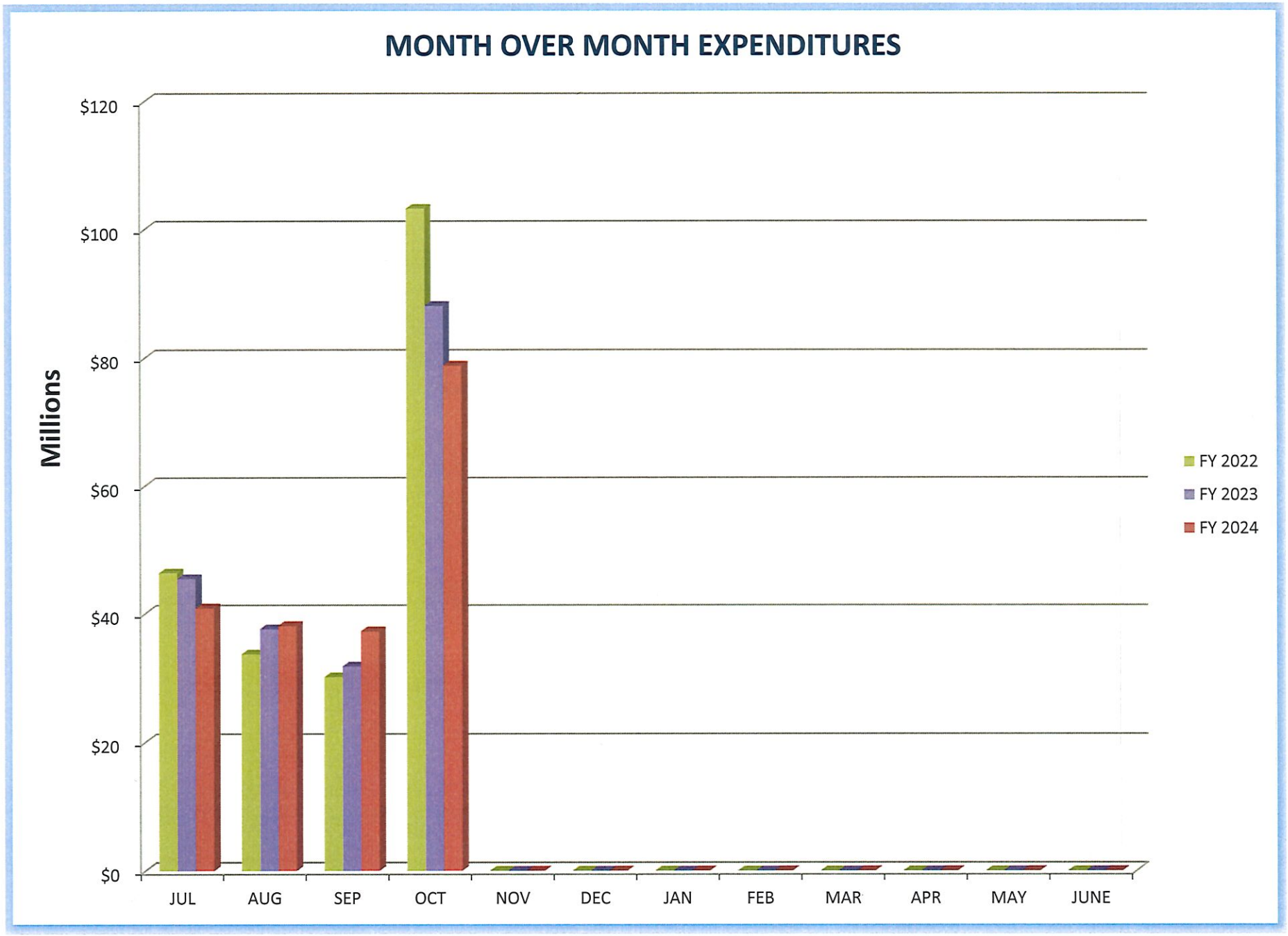
MONTH OVER MONTH EXPENDITURES
Millions
$120
$100
$80
$60
$40
$20
$0
JUL
AUG
SEP
OCT
NOV
DEC
JAN
FEB
MAR
APR
MAY
JUNE
FY 2022
FY 2023
FY 2024

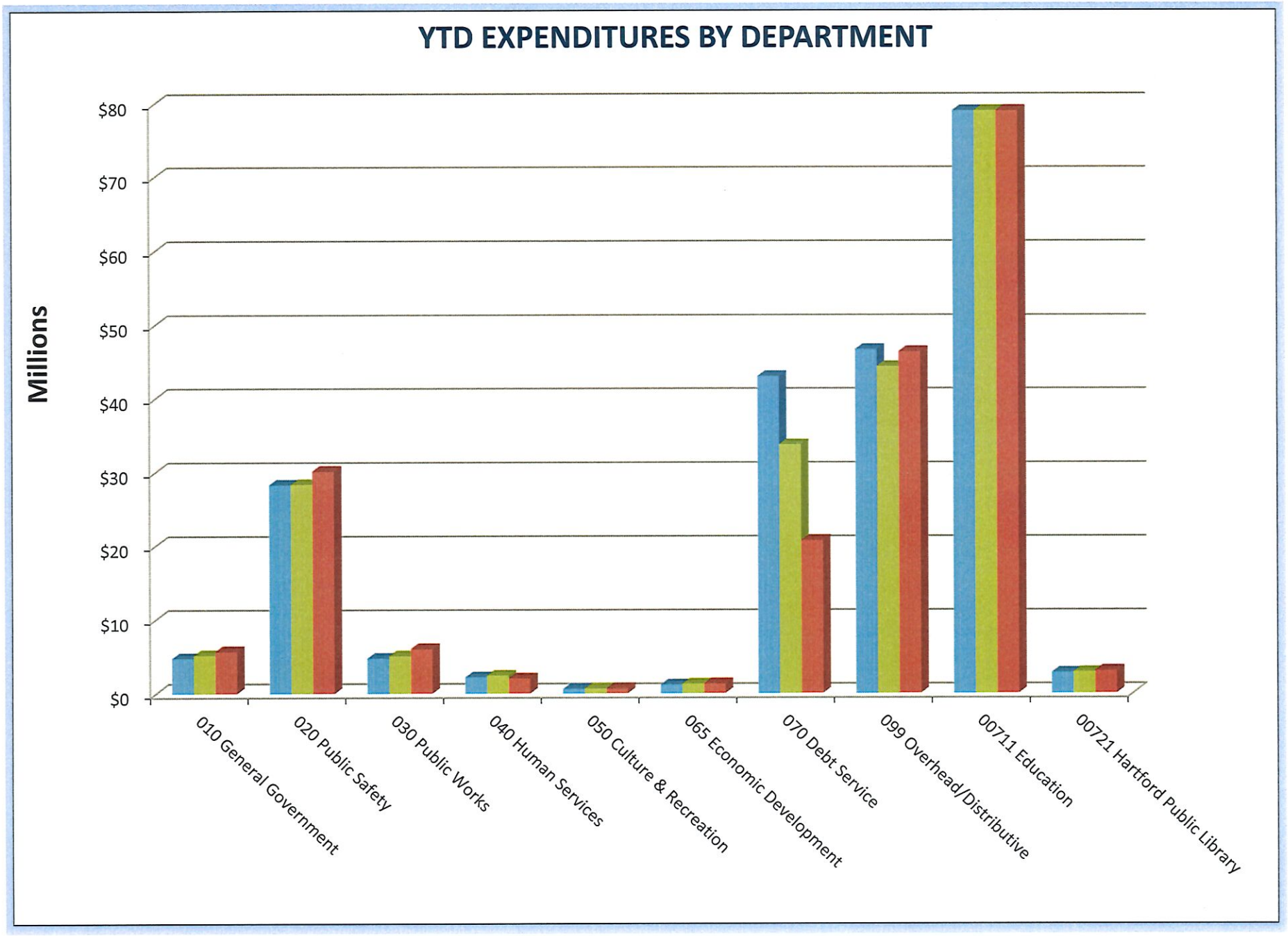
YTD EXPENDITURES BY DEPARTMENT
Millions
$80
$70
$60
$50
$40
$30
$20
$10
$0
010 General Government
020 Public Safety
030 Public Works
040 Human Services
050 Culture & Recreation
065 Economic Development
070 Debt Service
099 Overhead/Distributive
00711 Education
00721 Hartford Public Library