CITY OF HARTFORD

DEPARTMENT OF FINANCE
550 Main Street, Suite 303
Hartford, Connecticut 06103

LUKE A. BRONIN
Mayor

P: (860) 757-9665
F: (860) 722-6215
www.hartford.gov

LEIGH ANN RALLS
Director of Finance

November 6, 2017

Honorable Luke A. Bronin, Mayor,
Honorable Thomas J. Clarke, Council President, and
Members of the Court of Common Council
City of Hartford
550 Main Street
Hartford, CT 06103

RE: FY2018 August Monthly Financial Report

Dear Mayor, Council President and Members of Council:

Attached is the August FY2018 Monthly Financial Report in accordance with Charter Chapter VIII, Section 5. (a)(1)(iii). The Report provides General Fund actuals as compared to budgetary information from the City's MUNIS financial management system.

The General Fund is the City's primary operating fund. The primary revenue sources are property taxes and intergovernmental revenue. Other revenue types include licenses and permits, interest and rental income, and charges for services. Expenditures are used to fund operating activities including personnel wages and benefits, education, debt service, professional services, insurance, repair and maintenance, supplies and materials, utilities, and other non-capital costs.

Generally Accepted Accounting Principles for municipalities do not provide for the systematic apportionment or allocations of revenues and expenditures to monthly accounting periods. Accordingly, the amounts in the City's MUNIS financial management system reflect the posting to various accounts in the accounting period that represents the recording period of a transaction - not necessarily the period that revenues are earned or expenditures are incurred.

At the conclusion of August, total revenues collected are $66.1 million representing 24.9% of the Adopted Budget. Total expenditures incurred are $42.8 million or 17.7% of the Adopted Budget. Material variances to the Adopted Budget are noted directly on each schedule including the reason for the variance.

The Finance Department welcomes the opportunity to respond to any questions that you may have regarding these reports.

Sincerely,

Leigh Ann Ralls

City of Hartford
Schedule of Estimated and Actual Revenues
for the period ending August 31, 2017

		Original Budget	Budget Amendments	Adjusted Budget	Current Month Actual Revenue	YTD Actual Revenue	Remaining Balance	PCT Collected
41 TAXES		$ 280,165,161	$ -	$ 280,165,161	$ 65,018,249.73	$ 137,802,255.09	$ 142,362,905.91	49.2 %
42 LICENSES & PERMITS		5,971,406	0	5,971,406	377,584.09	869,136.99	5,102,269.01	14.6 %
43 FINES FORFEITS PENAL		190,000	0	190,000	21,939.76	36,860.76	153,139.24	19.4 %
44 INT & RENTAL INCOME		1,313,149	0	1,313,149	174,929.81	292,639.96	1,020,509.04	22.3 %
45 INTERGOVERNMENTAL	(1)	265,635,563	0	265,635,563	80,040.45	468,402.09	265,167,160.91	0.2 %
46 CHARGES FOR SERVICES		2,844,964	0	2,844,964	415,748.55	670,056.93	2,174,907.07	23.6 %
47 REIMBURSEMENTS	(2)	152,840	0	152,840	1,849.24	8,937.12	143,902.88	5.8 %
48 OTHER REVENUE	(3)	238,650	0	238,650	1,742.65	4,479.81	234,170.19	1.9 %
53 OTHER FINANCING SCRS	(4)	6,777,445	0	6,777,445	28,406.38	55,177.47	6,722,267.53	0.8 %
GRAND TOTAL		**$ 563,289,178**	**$ -**	**$ 563,289,178**	**$ 66,120,490.66**	**$ 140,207,946.22**	**$ 423,081,231.78**	**24.9 %**

(1) - Payments-in-lieu of taxes (PILOTS) from the State are normally received in September.

(2) - Reimbursements from other funds will be recorded in September.

(3) - E-Payable rebate will be received in November.

(4) - First Quarter transfer for special police services will be recorded in September.

FOR 2018 02

	ORIGINAL ESTIM REV	REVISED EST REV	ACTUAL YTD REVENUE	ACTUAL MTD REVENUE	REMAINING REVENUE	PCT COLL
41 TAXES	-280,165,161	-280,165,161	-137,802,255.09	-65,018,249.73	-142,362,905.91	49.2%
42 LICENSES & PERMITS	-5,971,406	-5,971,406	-869,136.99	-377,584.09	-5,102,269.01	14.6%
43 FINES FORFEITS PENAL	-190,000	-190,000	-36,860.76	-21,939.76	-153,139.24	19.4%
44 INT & RENTAL INCOME	-1,313,149	-1,313,149	-292,639.96	-174,929.81	-1,020,509.04	22.3%
45 INTERGOVERNMENTAL	-265,635,563	-265,635,563	-468,402.09	-80,040.45	-265,167,160.91	.2%
46 CHARGES FOR SERVICES	-2,844,964	-2,844,964	-670,056.93	-415,748.55	-2,174,907.07	23.6%
47 REIMBURSEMENTS	-152,840	-152,840	-8,937.12	-1,849.24	-143,902.88	5.8%
48 OTHER REVENUE	-238,650	-238,650	-4,479.81	-1,742.65	-234,170.19	1.9%
53 OTHER FINANCING SCRS	-6,777,445	-6,777,445	-55,177.47	-28,406.38	-6,722,267.53	.8%
GRAND TOTAL	-563,289,178	-563,289,178	-140,207,946.22	-66,120,490.66	-423,081,231.78	24.9%

** END OF REPORT - Generated by LEIGH ANN RALLS **

MONTH OVER MONTH REVENUE

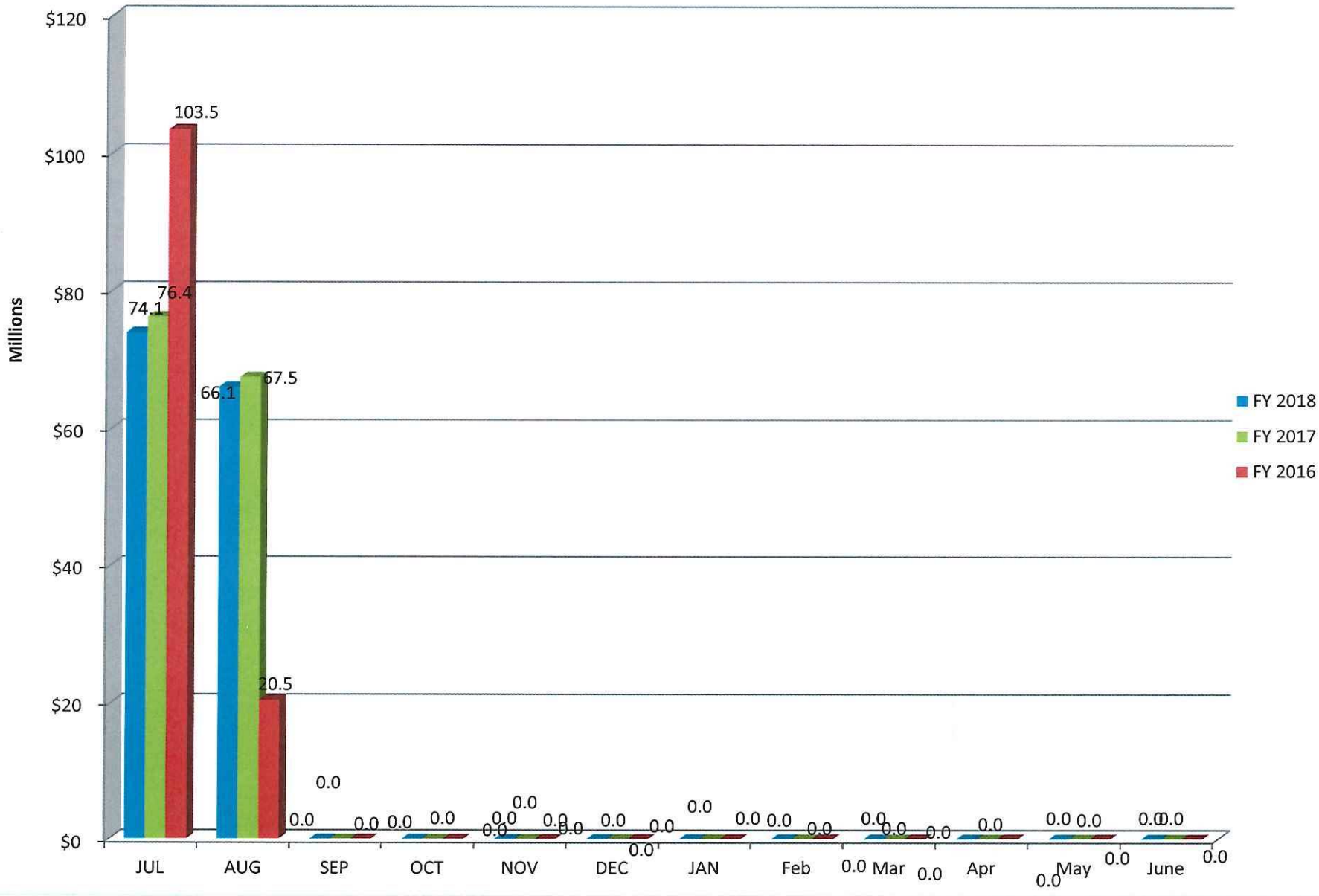

YTD REVENUE BY CATEGORY

LESS THAN $5 MILLION

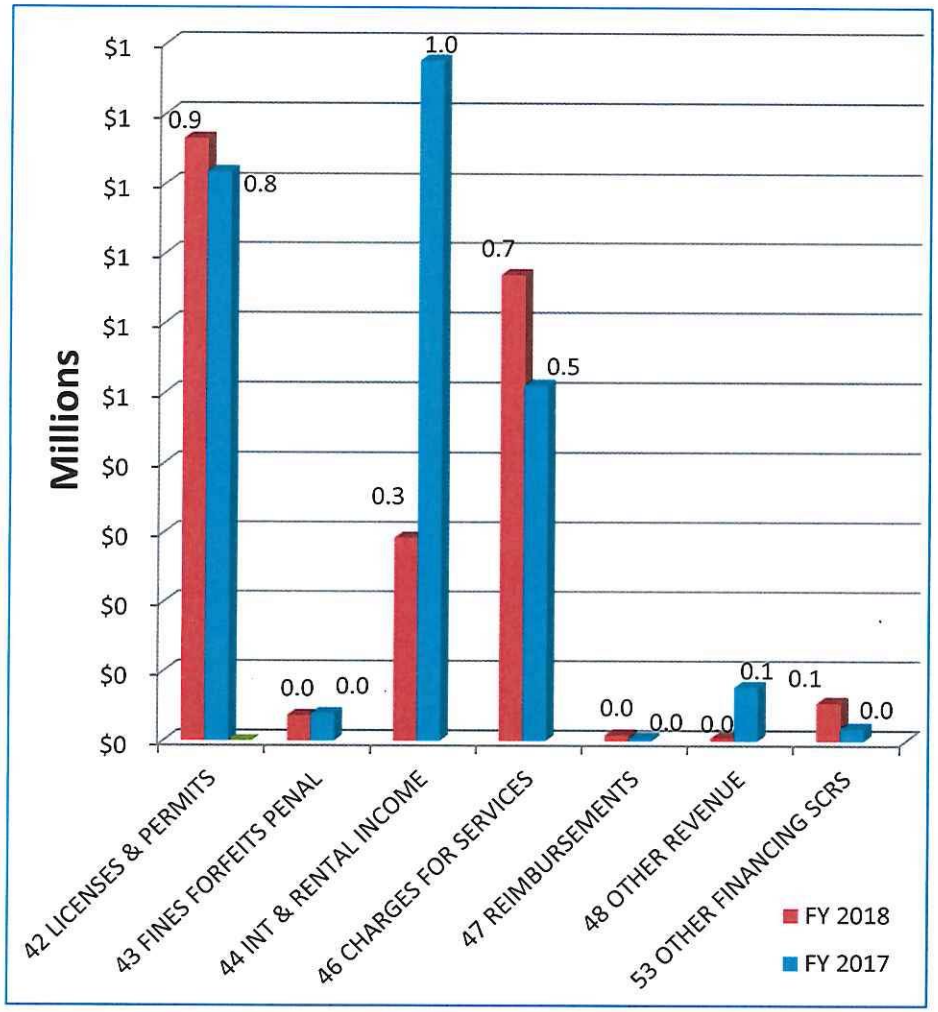

GREATER THAN $25 MILLION

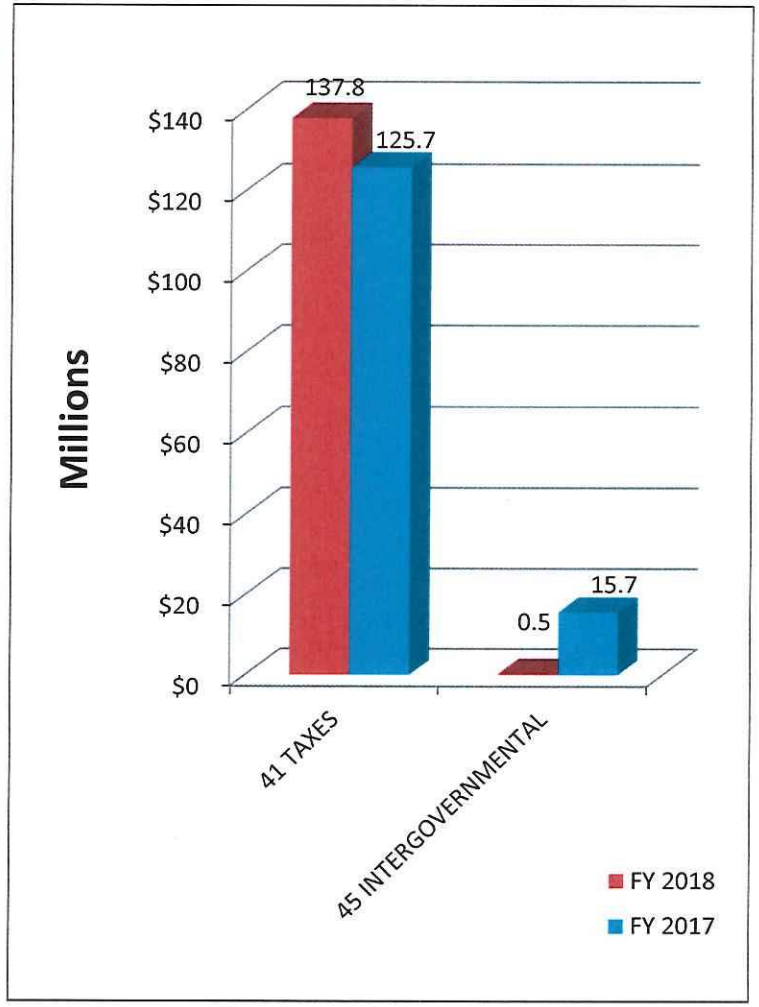

City of Hartford
Statement of Appropriations Compared to Expenditures
for the period ending August 31, 2017

	Original Budget	Budget Transfers	Adjusted Budget	Current Month Expended	YTD Expended	Encumbrances Outstanding	Remaining Balance	PCT Exp
010 General Government								
00111 MAYOR'S OFFICE	$ 795,870		$ 795,870	$ 55,994.39	$ 99,849.51	-	$ 696,020.49	12.5 %
00112 COURT OF COMMON COUNCIL	506,047		506,047	39,215.58	70,474.01	5,969.64	429,603.35	15.1 %
00113 TREASURER	445,933		445,933	29,022.55	52,013.84		393,919.16	11.7 %
00114 REGISTRARS OF VOTERS	378,390		378,390	25,910.14	45,153.13		333,236.87	11.9 %
00116 CORPORATION COUNSEL	1,539,609		1,539,609	112,347.62	194,754.54		1,344,854.46	12.6 %
00117 TOWN & CITY CLERK	777,269		777,269	46,023.83	80,810.62	99,960.00	596,498.38	23.3 %
00118 INTERNAL AUDIT	490,980		490,980	38,918.58	67,921.69		423,058.31	13.8 %
00119 CHIEF OPERATING OFFICER	806,865		806,865	29,259.70	51,272.14		755,592.86	6.4 %
00120 COMMUNICATIONS & NEW MEDIA	-	-	-	7,796.52	14,413.39		(14,413.39)	1.0 %
00122 METRO HARTFORD INFORMATION SER	2,996,431		2,996,431	249,702.58	499,405.16		2,497,025.84	16.7 %
00123 FINANCE	3,737,413	-	3,737,413	248,588.09	429,171.33	32,790.32	3,275,451.35	12.4 %
00125 PERSONNEL	1,246,558	-	1,246,558	88,225.37	132,582.53	44,144.07	1,069,831.40	14.2 %
00128 OFFICE OF MANAGEMENT & BUDGET	763,786	-	763,786	43,029.76	75,126.06	18,476.86	670,183.08	12.3 %
TOTAL General Government	**14,485,151**	**-**	**14,485,151**	**1,014,034.71**	**1,812,947.95**	**201,340.89**	**12,470,862.16**	**13.9 %**
020 Public Safety								
00211 FIRE	37,901,180	-	37,901,180	2,953,757.91	5,293,600.16	410,291.37	32,197,288.47	15.0 %
00212 POLICE	43,967,277	-	43,967,277	3,036,107.91	5,308,387.67	245,957.20	38,412,932.13	12.6 %
00213 EMERGENCY SERVICES & TELECOMMU	3,682,721	-	3,682,721	369,011.77	587,856.68	172,738.40	2,922,125.92	20.7 %
TOTAL Public Safety	**85,551,178**	**-**	**85,551,178**	**6,358,877.59**	**11,189,844.51**	**828,986.97**	**73,532,346.52**	**14.0 %**
030 Public Works								
00311 PUBLIC WORKS	12,265,601		12,265,601	906,702.64	1,439,556.93	1,461,605.14	9,364,438.93	23.7 %
TOTAL Public Works	**12,265,601**	**-**	**12,265,601**	**906,702.64**	**1,439,556.93**	**1,461,605.14**	**9,364,438.93**	**23.7 %**
040 Human Services								
00132 CHILDREN FAMILY RECREATION	2,275,501	-	2,275,501	36,477.10	1,062,834.27	24,998.32	1,187,668.41	47.8 %
00520 HEALTH AND HUMAN SERVICES	4,767,293	-	4,767,293	186,620.38	300,041.87	60,814.59	4,406,436.54	7.6 %
TOTAL Human Services	**7,042,794**	**-**	**7,042,794**	**223,097.48**	**1,362,876.14**	**85,812.91**	**5,594,104.95**	**20.6 %**
050 Culture & Recreation								
00132 CHILDREN FAMILY RECREATION	983,478	-	983,478	198,920.29	358,114.61	5,477.95	619,885.44	37.0 %
TOTAL Culture & Recreation	**983,478**	**-**	**983,478**	**198,920.29**	**358,114.61**	**5,477.95**	**619,885.44**	**37.0 %**

City of Hartford
Statement of Appropriations Compared to Expenditures
for the period ending August 31, 2017

	Original Budget	Budget Transfers	Adjusted Budget	Current Month Expended	YTD Expended	Encumbrances Outstanding	Remaining Balance	PCT Exp
065 Economic Development								
00420 DEVELOPMENT SERVICES	3,157,225	-	3,157,225	265,518.67	461,133.96	-	2,696,091.04	14.6 %
TOTAL Economic Development	**3,157,225**	**-**	**3,157,225**	**265,518.67**	**461,133.96**	**-**	**2,696,091.04**	**14.6 %**
070 Debt Service								
00821 DEBT SERVICE	58,591,375	-	58,591,375	1,054,522.58	7,719,200.39	-	50,872,174.61	13.2 %
TOTAL Debt Service	**58,591,375**	**-**	**58,591,375**	**1,054,522.58**	**7,719,200.39**	**-**	**50,872,174.61**	**13.2 %**
099 OVERHEAD/DISTRIBUTIVE								
00820 BENEFITS & INSURANCES	96,229,626	-	96,229,626	7,192,884.63	16,618,201.36	592,739.36	79,018,685.28	17.9 %
00822 NON OP DEPT EXPENDITURES	42,508,942		42,508,942	1,244,936.00	4,633,709.70	10,776,910.36	27,098,321.94	36.3 %
TOTAL OVERHEAD/DISTRIBUTIVE	**138,738,568**	**-**	**138,738,568**	**8,437,820.63**	**21,251,911.06**	**11,369,649.72**	**106,117,007.22**	**23.5 %**
TOTAL Municipal	**320,815,370**	**-**	**320,815,370**	**18,459,494.59**	**45,595,585.55**	**13,952,873.58**	**261,266,910.87**	**18.6 %**
00711 EDUCATION	**284,008,188**	**-**	**284,008,188**	**23,667,349.00**	**47,334,698.00**	**-**	**236,673,490.00**	**16.7 %**
00721 HARTFORD PUBLIC LIBRARY	**8,100,000**	**-**	**8,100,000**	**675,000.00**	**1,350,000.00**	**-**	**6,750,000.00**	**16.7 %**
GRAND TOTAL	**$ 612,923,558**	**$ -**	**$ 612,923,558**	**42,801,843.59**	**94,280,283.55**	**13,952,873.58**	**504,690,400.87**	**17.7 %**

FOR 2018 02

	ORIGINAL APPROP	REVISED BUDGET	YTD EXPENDED	MTD EXPENDED	ENC/REQ	AVAILABLE BUDGET	PCT USED
1001 GENERAL FUND							
00111 MAYOR'S OFFICE	795,870	795,870	99,849.51	55,994.39	.00	696,020.49	12.5%
00112 COURT OF COMMON COUNCIL	506,047	506,047	70,474.01	39,215.58	5,969.64	429,603.35	15.1%
00113 TREASURER	445,933	445,933	52,013.84	29,022.55	.00	393,919.16	11.7%
00114 REGISTRARS OF VOTERS	378,390	378,390	45,153.13	25,910.14	.00	333,236.87	11.9%
00116 CORPORATION COUNSEL	1,539,609	1,539,609	194,754.54	112,347.62	.00	1,344,854.46	12.6%
00117 TOWN & CITY CLERK	777,269	777,269	80,810.62	46,023.83	99,960.00	596,498.38	23.3%
00118 INTERNAL AUDIT	490,980	490,980	67,921.69	38,918.58	.00	423,058.31	13.8%
00119 CHIEF OPERATING OFFICER	806,865	806,865	51,272.14	29,259.70	.00	755,592.86	6.4%
00120 COMMUNICATIONS & NEW MEDIA	0	0	14,413.39	7,796.52	.00	-14,413.39	100.0%
00122 METRO HARTFORD INNOVATION SER	2,996,431	2,996,431	499,405.16	249,702.58	.00	2,497,025.84	16.7%
00123 FINANCE	3,737,413	3,737,413	429,171.33	248,588.09	32,790.32	3,275,451.35	12.4%
00125 HUMAN RESOURCES	1,246,558	1,246,558	132,582.53	88,225.37	44,144.07	1,069,831.40	14.2%
00128 OFFICE OF MANAGEMENT & BUDGET	763,786	763,786	75,126.06	43,029.76	18,476.86	670,183.08	12.3%
00132 CHILDREN FAMILY RECREATION	3,258,979	3,258,979	1,420,948.88	235,397.39	30,476.27	1,807,553.85	44.5%
00211 FIRE	37,901,180	37,901,180	5,293,600.16	2,953,757.91	410,291.37	32,197,288.47	15.0%
00212 POLICE	43,967,277	43,967,277	5,308,387.67	3,036,107.91	245,957.20	38,412,932.13	12.6%
00213 EMERGENCY SERVICES & TELECOMM	3,682,721	3,682,721	587,856.68	369,011.77	172,738.40	2,922,125.92	20.7%
00311 PUBLIC WORKS	12,265,601	12,265,601	1,439,556.93	906,702.64	1,461,605.14	9,364,438.93	23.7%
00420 DEVELOPMENT SERVICES	3,157,225	3,157,225	461,133.96	265,518.67	.00	2,696,091.04	14.6%
00520 HEALTH AND HUMAN SERVICES	4,767,293	4,767,293	300,041.87	186,620.38	60,814.59	4,406,436.54	7.6%
00711 EDUCATION	284,008,188	284,008,188	47,334,698.00	23,667,349.00	.00	236,673,490.00	16.7%
00721 HARTFORD PUBLIC LIBRARY	8,100,000	8,100,000	1,350,000.00	675,000.00	.00	6,750,000.00	16.7%
00820 BENEFITS & INSURANCES	96,229,626	96,229,626	16,618,201.36	7,192,884.63	592,739.36	79,018,685.28	17.9%
00821 DEBT SERVICE	58,591,375	58,591,375	7,719,200.39	1,054,522.58	.00	50,872,174.61	13.2%
00822 NON OP DEPT EXPENDITURES	42,508,942	42,508,942	4,633,709.70	1,244,936.00	10,776,910.36	27,098,321.94	36.3%
TOTAL GENERAL FUND	612,923,558	612,923,558	94,280,283.55	42,801,843.59	13,952,873.58	504,690,400.87	17.7%
GRAND TOTAL	612,923,558	612,923,558	94,280,283.55	42,801,843.59	13,952,873.58	504,690,400.87	17.7%

** END OF REPORT - Generated by ASHA STAPLETON **

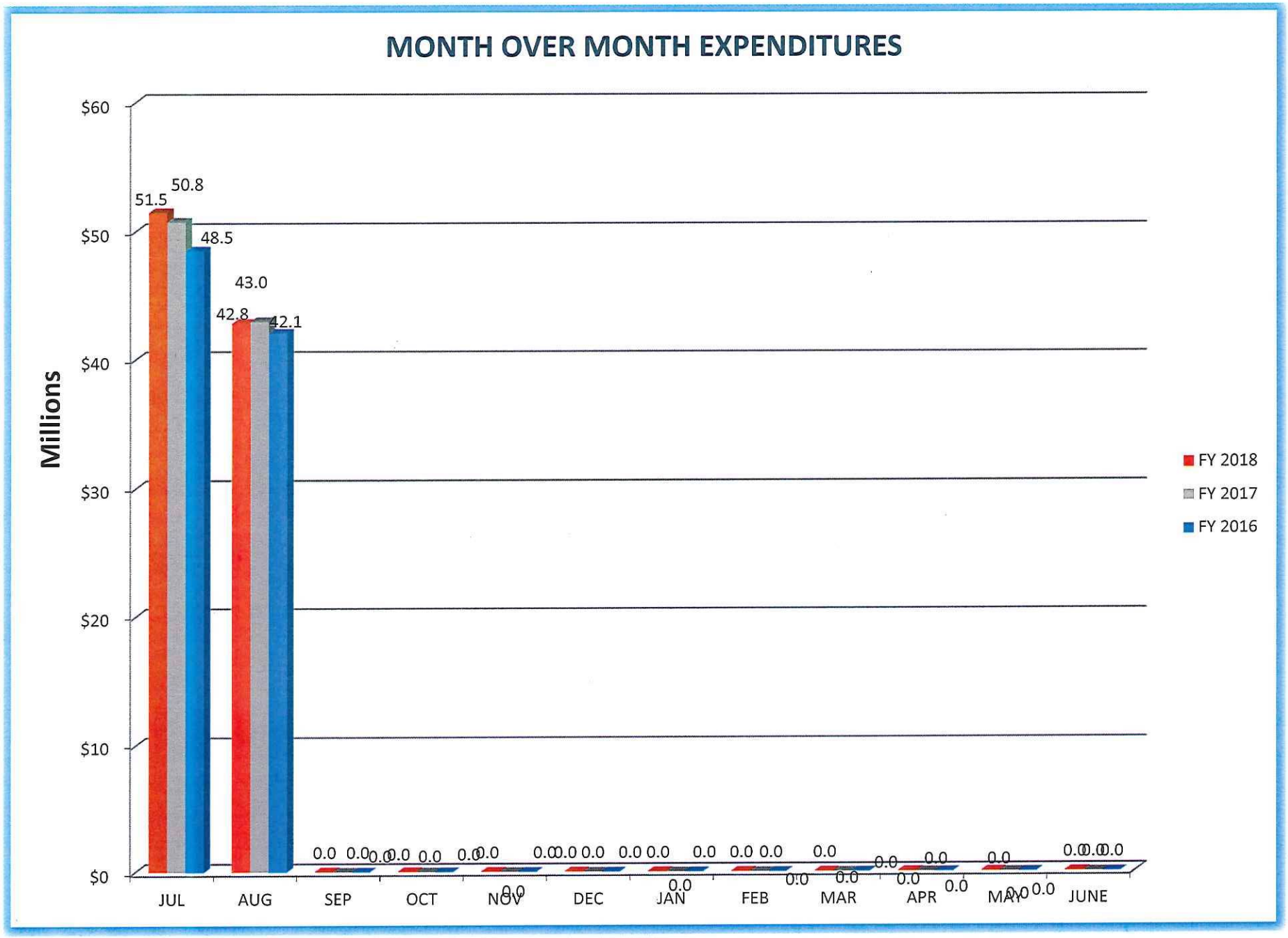
MONTH OVER MONTH EXPENDITURES
Millions
$60
$50
$40
$30
$20
$10
$0
51.5
50.8
48.5
43.0
42.8
42.1
JUL
AUG
SEP
OCT
NOV
DEC
JAN
FEB
MAR
APR
MAY
JUNE
FY 2018
FY 2017
FY 2016

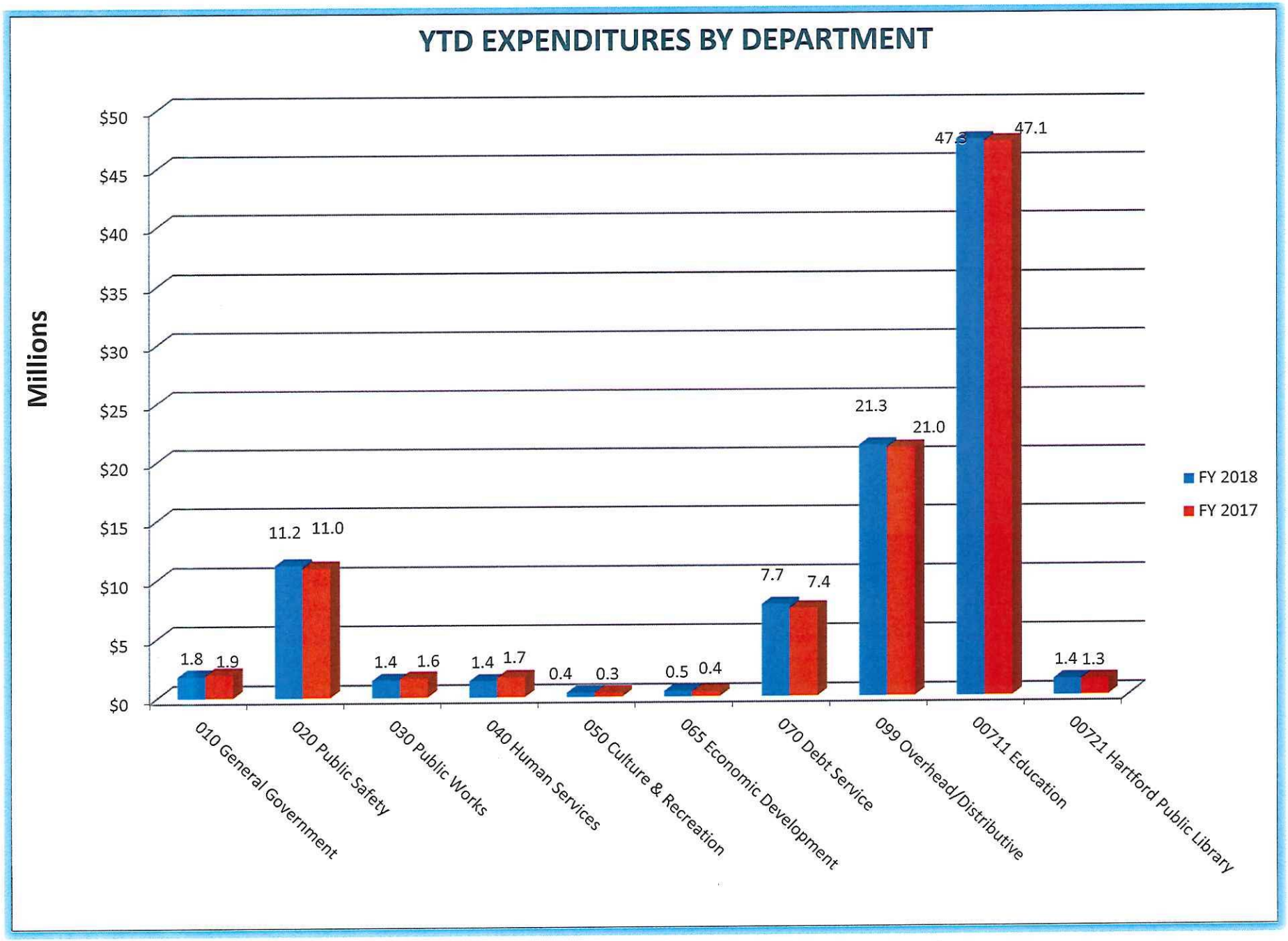
YTD EXPENDITURES BY DEPARTMENT
Millions
$50
$45
$40
$35
$30
$25
$20
$15
$10
$5
$0
1.8 1.9
11.2 11.0
1.4 1.6
1.4 1.7
0.4 0.3
0.5 0.4
7.7 7.4
21.3 21.0
47.1
1.4 1.3
010 General Government
020 Public Safety
030 Public Works
040 Human Services
050 Culture & Recreation
065 Economic Development
070 Debt Service
099 Overhead/Distributive
00711 Education
00721 Hartford Public Library
FY 2018
FY 2017